



ویرا پرداز آروین پاسارگاد

با مدیریت خانم مهندس احمدی



جهت مشاوره

با کارشناسان فنی

با ما در ارتباط باشید



021 - 91001377



0935 125 90 98



CATALOG NO. 39496-000
EDITION 2022
SUPERSEDES 39496-000 (2017)

INDUSTRIAL HOSE, COUPLINGS AND EQUIPMENT

2022 PRODUCTS CATALOG

A decorative graphic consisting of a series of parallel white diagonal lines slanted from the bottom-left to the top-right, set against a black background.



TABLE OF CONTENTS

DESCRIPTION	PAGE
Index of Industrial Hose by Specification	2
Index of Industrial Hose by Name	3
Index of Industrial Hose by Application	4
Index of Industrial Hose by Product Number	6
Industrial Hose Name Finder	11
Packaging Code Reference	12
Efficiency, Engineered.	14
Gates Tube & Cover Material Codes	16
Nomenclature Performance Levels	17
Gates Industrial Hose Programs	18
Gates Authorized E2E Distributors	19
Gates Safety Training	20
Certifications and Standards.	21
Where To Buy	22
Industrial Hose Crimpers	23
eCrimp.	26
Definitions & Abbreviations	27
Selection of Hoses & Couplings	28
ARPM Tolerances	30
Care and Maintenance of Hose	31
Decimal and Millimeter Equivalents of Fractions	34
Gates Engineering & Services	35
 INDUSTRIAL HOSE	
Agriculture Hose	36
Air Breathing Hose	43
Air Duct Hose	46
Air and Multi-Purpose Hose	48
Chemical Hose	61
Food and Beverage Hose	74
Engine and Marine Hose	89
Material Handling Hose	106
Mining Hose	112
Oilfield Hose	118
Petroleum Hose	141
Pressure Wash and Washdown Hose	159
Steam Hose	167
Water Hose	171
 INDUSTRIAL COUPLINGS	
Clamps	175
Couplings and Ferrules	177
 TECHNICAL INFORMATION	
Hose Finder	201
Chemical Resistance Table	226
 TERMS AND CONDITIONS	
Limited Warranty	263

INDEX OF INDUSTRIAL HOSE BY SPECIFICATION



Spec	Page	Spec	Page	Spec	Page
3129BG	126	3605, SR	169	4688CC, DC, DR	144
3129F, H, L	106	3618, GL	115	4688CN	147
3131	80	3618, Y	116	4688F	145
3132BB, C, H	75	3618MT	114	4688HF	139
3132C	76	3619M, MB, R	112	4688LT	146
3132D, X	83	3619MC, MY	113	4688MT, OS, SH	136
3132LW	77	3624	156-157	4688RF	143
3132LX	78	3624BH	73	4688SS	133
3132OP	123	3624GR	158	4688V	128-129
3132P	124	3658F	95	4688VF	130
3132PW	122	3670H, 4651XL, ZL, ZX	121	4689BG	131
3133, BC, G, GR	79	4040A	104	4691BG	125
3133F	81	4110DW	127	4691HA, HC	108
3135SP	171	4110HF	140	4691L, SP	107
3137BG	120	4110MT, SH	137	4691RD	117
3150BG	132	4110SS	134	4691V	109
3200B, 3204EB	38	4110UB	135	4693B, D	82
3200B, 3204EB, SB	56	4129A, XL	110	4695	64
3200B, R, W	54	4169A	99	4695A, B, G, GA, R, Y	65
3202B, T, TW	49	4171	101	4695BG	118
3204BL, E, GR, S, SB, YL	55	4175EC	97	4695M, MB, MG	66
3204BL, E, GR, S, YL	57	4176HD	98	4696A	70
3204E	59	4217IS	72	4696CP	69
3204EB	58	4218AC, AY	44	4697, B, G, R, W, Y	67
3205AB, AR	52	4219BD	92	4697M, MG	68
3205B, F, R	51	4219BF	90	4698, MB	63
3207T	71	4219BG	89	4698B	62
3213B	166	4219BM	91	7408	175
3217HB, HR, HY	165	4219G	93	7422	176
3219AB, AR	48	4219M	94	7744	40-42, 84-88, 111, 148, 150, 172-174
3219AR, 3221FR, WM	153	4230T	102		
3220E	155	4465	36-37		
3220LP, SP, 3320	154	4657CB, CG, CY, TI	162-163		
3221FR	152	4657SB, SG, SI, SY	159		
3222B, BK, G, GY, R, Y	53	4657SB, SG, SI, SY, UB, UI, UY	160-161		
3232	45	4663A	46		
3237A	60	4663J	47		
3284D, E, G, H, R, Y	50	4663K	103		
3333	43	4684CF	105		
3336E	96	4685WG	100		
3602E, EL	170	4686AC, AT	39		
3603PW	164	4686BS	119		
		4688AC	142		
		4688BG	138		



INDEX OF INDUSTRIAL HOSE BY NAME

Name	Page	Name	Page	Name	Page
4169A Coolant Hose	99	Bulk Master™ Plus (35-150) SD	107	Fuel Master™ PVC Vapor Recovery 5SD Sleeve	151
4175EC Coolant Hose	97	Bulk Master™ PVC (25-40) SD AR	111	Fuel Master™ Up to E85 Curb Pump 150	157
4176HD Coolant Hose	98	Bulk Master™ Sand Blast (120-150) D	110	Fuel Master™ XTreme™ 150SD	142
4219BD Bio-Diesel Fuel Hose	92	C5M Marine Fuel Line Hose	95	Fuel Master™ XTreme™ 150SD MegaFlex™	143
4219BF Barricade™ Fuel Injection Fuel Hose 225	90	Chem Master™ DEF Transfer (350-500)	72	GLX™ - Female JIC 37° Flare Swivel	183
4219BG Barricade™ Fuel Hose (35-50)	89	Chem Master™ EPDM (125-150) SD	70	GLX™ - FP Female NPTF Solid	181
4219BM Barricade™ Marine Fuel Hose	91	Chem Master™ Hydrocarbon Drain 300	73	GLX™ - FPX Female NPSM Swivel	182
4219G Fuel Line (35-50)	93	Chem Master™ Paint Spray (500-750)	71	GLX™ - FSX 45° SAE Female Swivel	179
4219M Marine Master™ Fuel Line 40	94	Chem Master™ Plus CPE (150-200) SD		GLX™ - Male Pipe (NPTF 30° Cone Seat)	177
4230T Coolant Hose	102	MegaFlex™	69	GLX™ - MPX Male NPTF Swivel	180
4663K Fuel Fill Hose - Corrugated	103	Chem Master™ Plus UHMWPE (150-200) SD	67	GLX™ - MS 45° SAE Male Solid	178
Ag Master™ (200-250)	38	Chem Master™ Plus UHMWPE 200SD CR	68	Green Stripe™ Coolant and Air Hose	100
Ag Master™ PVC Solution (30-90) SD Clear	42	Chem Master™ Plus XLPE (150-200) SD Black	64	GSM™ with Integral 2" Fig. 1502 Hammer Unions	184
Ag Master™ PVC Solution (35-80) SD	41	Chem Master™ Plus XLPE (150-200) SD Colors	65	Heavy-Duty T-Bolt Clamps	176
Ag Master™ PVC XTreme™ (90-100) SD	40	Chem Master™ Plus XLPE 200SD CR	66	LP350	154
Ag Master™ Solution 150SD	39	Chem Master™ XTreme™ FEP (125-200) SD	62	LPG Vapor 125	155
Ag Master™ Spray 600	36	Chem Master™ XTreme™ FEP 200SD CR	63	Marine Master™ Plus Wet Exhaust (15-100) SD	105
Ag Master™ Spray 800	37	Clean Master™ Pressure Wash 3000	159	MIL Low Pressure Fuel and Oil Hose	96
Air Duct (5-10) SD	46	Clean Master™ Pressure Wash 4000	160	Mine Master™ Air Drill 500	115
Air Duct (8-20) SD	47	Clean Master™ Pressure Wash 4000 - Cut		Mine Master™ Air Drill 500 FR	116
Air Master™ Diving Air Hose Couplings	185	Lengths	161	Mine Master™ Air Drill 600HT	114
Air Master™ Diving Umbilical (1000-1125)	43	Clean Master™ Pressure Wash 5000	162	Mine Master™ Longwall Emulsion 1000	113
Air Master™ Respirator 500	45	Clean Master™ Pressure Wash 6000	163	Mine Master™ Rock Dust 100SD	117
Air Master™ SCUBA 500	44	Clean Master™ Pressure Wash Assemblies	164	Mine Master™ Spray 1000	112
Black Gold™ ABS Bulk Material 300D	126	Clean Master™ Washdown 150-200	166	Plant Master™ (150-200) Black	58
Black Gold™ ABS Bulk Material 300SD	125	Clean Master™ Washdown 1000	165	Plant Master™ (150-200) Red	59
Black Gold™ ABS Chemical Plus XLPE 250SD	118	Engine Coolant Silicone	101	Plant Master™ 250 Black	56
Black Gold™ ABS Drill Water 300D	120	Food Master™ Beverage 150SD CR	77	Plant Master™ 250 Colors	57
Black Gold™ ABS Drill Water 300SD	119	Food Master™ Beverage 150SD CR MegaTuff™	78	Plant Master™ 300	55
Black Gold™ ABS Mud and Oil 300D	132	Food Master™ Beverage 250SD CR	76	Plant Master™ 300 NC	60
Black Gold™ ABS Mud and Oil 300SD	131	Food Master™ Dry Goods (25-40) D	83	Plant Master™ Plus (200-300)	54
Black Gold™ ABS Potable Water 300D	123	Food Master™ Dry Goods (50-150) SD	82	Plant Master™ Plus 300 Lock-On	53
Black Gold™ ABS Potable Water 300SD	122	Food Master™ Oils and Dairy 150D	80	Plant Master™ Steam 250	169
Black Gold™ Blender Transfer 150D	127	Food Master™ Oils and Dairy 150SD	79	Plant Master™ Steam Plus 250	170
Black Gold™ Fuel 300D	134	Food Master™ Oils and Dairy 150SD MegaFlex™	81	Plant Master™ XTreme™ (250-315)	51
Black Gold™ Fuel 300SD	133	Food Master™ PVC (20-65) Clear Tubing	84	Plant Master™ XTreme™ 300 AR	52
Black Gold™ Oilfield Frac 400D	140	Food Master™ PVC (35-50) SD Clear	87	Plant Master™ XTreme™ 300 Lock-On Braid	50
Black Gold™ Oilfield Frac 400SD	139	Food Master™ PVC (50-100) SD Clear	86	Plant Master™ XTreme™ 325 Braid	48
Black Gold™ Oilfield Service (100-150) SD	138	Food Master™ PVC Clear Tubing (75-250) Braid	85	Plant Master™ XTreme™ 501 AR	49
Black Gold™ Oilfield Service 400D	137	Food Master™ PVC Dry Goods (35-40) SD Clear	88	Pressure Wash	186
Black Gold™ Oilfield Service 400D		Food Master™ XTreme™ 250SD CR	75	Stainless Steel Clamps	175
UltraBrasion™	135	Fuel Master™ 150D	147	Water Master™ Plus PVC Layflat (100-150) D	174
Black Gold™ Oilfield Service 400SD	136	Fuel Master™ 150SD	144	Water Master™ PVC (60-110) SD	172
Black Gold™ Oilfield Vacuum (100-150) SD	129	Fuel Master™ 150SD LT MegaFlex™	146	Water Master™ PVC Layflat (45-75) D	173
Black Gold™ Potable Water (150-300) D	124	Fuel Master™ 150SD MegaFlex™	145	Water Master™ Slurry 150D AR	171
Black Gold™ Slim Hole Rotary (1500-5000)	121	Fuel Master™ Curb Pump 150	156	Windshield Washer and Vacuum Tubing	104
Black Gold™ Super-Vac™ (60-150) SD	128	Fuel Master™ Delivery 200	152		
Black Gold™ Super-Vac™ MegaFlex™ (60-200) SD	130	Fuel Master™ Delivery 200 Assemblies	153		
Brass Lock-On Stem - Dual Seat Female JIC		Fuel Master™ Diesel Curb Pump 150	158		
37°/SAE 45° Flare Swivel	190	Fuel Master™ PVC 65SD	148		
Brass Lock-On Stem - Female Pipe Swivel with Cone Seat	188	Fuel Master™ PVC 65SD Sleeve	149		
Brass Lock-On Stem - Male Pipe with Cone Seat	187	Fuel Master™ PVC Vapor Recovery 5SD	150		
Brass Lock-On Stem - Male SAE 45° Flare	189				
Bulk Master™ (4-24) SD	109				
Bulk Master™ Dry Cement (20-75) D	106				
Bulk Master™ Hot Air Blower (40-130) SD HT	108				

INDEX OF INDUSTRIAL HOSE BY APPLICATION



Subject	Page
A	
Abrasion Resistant	49, 52, 125-126, 131-132, 135
ABS	95, 118, 120, 122-123
Acid-Chemical	36-37, 40, 62-68, 70-71, 84, 118
Acid-Suction	36-37, 40, 62-68, 70-71, 118
Agricultural Spray	36-38
Agricultural Water	42, 171-174
Air	46-60, 112-116
Air Blower	46-47
Air Breathing	43, 45
Air Drill	114-116
Air Duct	46-47, 111
Air Tools	48, 51-52, 54-59, 112-113
Ammonia Applicator	55-59
Aromatic Gasolines	133-134, 136-137, 142-148, 152, 156-158
ARPM (Assoc. for Rubber Products Mfgs.)	41, 48-59, 95, 97-99, 103, 105, 111, 170
Automotive Coolant	97-98
B	
Barite	125-126
Beverage	75-88
Bio-Diesel	71, 89-90, 92, 142
Blast or Shot Hole	121
Breathing Air	43, 45
Brewery	75-78
Bulk Materials	41, 75-83, 86-88, 106-111
Butane	154-155
C	
Cement	106-107, 125-126
Chemical Cleanup	62-68, 70-71, 118
Cleanup	48, 159-163, 165-166
Compressed Air	48-59, 112, 116, 121
Coolant	97-101, 105
Coolant Low Pressure	176
Couplings	177-184, 187-190
Creamery Washdown	166
Cross-Linked Polyethylene	62-66, 118
Crude Oil	128-130
Curb Pump (UL-330)	152, 156-158
D	
Debris Collecting	41, 107, 109, 111
DEF (Diesel Exhaust Fluid)	72
Dewatering	40, 171-174
Dilute Acids	127
Distillate Transfer	142-148, 150
Divers' Air	43
Drilling	114
Drilling Air	114
Drilling Mud	128-132, 135-138
Drilling Rig or Platform	124
Dust Collection	41, 46-47, 109, 111
E	
Edible Products Transfer	75-88
Electric Resistance Ends	48-49, 53, 60
Engine Coolant	96-101, 105
Exhaust	105
F	
FDA (U.S. Food and Drug Administration)	75-88, 122-123
FEP	62-63
Fertilizer Transfer	36-38, 40-41, 48, 51-52, 54-59
Food Handling	75-88
Fracking Hose	127, 135-140
Fuel Feed, Filler	94-95
Fuel Oil Transfer	142-148, 152
Fuel Transfer	89-92, 96, 129, 133-134, 136-137, 142-148, 150, 152, 156-157
G	
Gasoline Pump (UL-330)	156-158
Gasoline Transfer	133-134, 136-137, 142-148, 156-158
Gartron™	64-66, 118
General Purpose (See Air and Multi-Purpose)	43, 46-60, 112-114, 121
Grain Handling	81-83, 86-88, 107, 111
Grass Vacuuming	109, 111
Gravity Feed	176
H	
Heavy-Duty Water	171-172
Herbicide Transfer	36-38, 40, 42
High Pressure Air	112, 114-116, 121
High Pressure Chemical	118
High Pressure Washer	159-166
High Pressure Water	159-165
High Temperature Air	114
High Temperature Water	73
Hot Air Blower	108
Hydraulic Fracturing	127, 133, 135-139

Subject	Page
H-continued	
Hydrocarbon Drain	73
I	
Industrial Air	46-59, 112-116, 121
Industrial Couplings	177-184
Industrial Steam	169-170
Industrial Water	42, 48-54, 56-59, 97-98, 112-113, 165-166, 171-174
Insecticide Transfer	36-38, 40, 42
Insulation Handling	109, 111
L	
Layflat Hose	173-174
Leaf Collector	109, 111
Lightweight Water	42, 97-98, 173
Low Temperature Fuel	146
LP Gas (UL-21)	154
LPG Vapor	155
Lube Oil Transfer	48-50, 142-147
M	
Marine	175
Marine Wet Exhaust	97-98, 105
Material Handling	41, 106-111, 125-126
Medium Duty Water	174
MIL-SPEC	96
Mining	49, 112-113, 116-117
MSHA (Mining Safety and Health Admin.)	49, 112-113, 116, 121
Multi-Purpose	43, 46-54, 56-60, 114, 121
N	
Natural Gas	154
Non-Conductive	48-49, 51-53, 60
Non-Oil Chemicals	124
Nylon	71
O	
Offshore Drilling	118-120, 122-123, 125-126, 131-137
Oil Resistance	54, 170
Oilfield	119-123, 125-140
Oxygen	43, 48, 51-52
P	
Paint Spray	71
Paper Mill Washdown	166
Pesticides	36-38, 40, 42
Petroleum	127-130, 133-138, 142-148, 150, 152, 154-158
Phthalate-Free	79-81, 84
Pneumatic Applications	48-59, 112-116, 121
Pot Room	48-49, 51-53, 60
Potable Water	75-78, 84-88, 122-124
Propane (UL-21)	154
R	
Refueling	156-158
Resistance, Electrical	48-49, 51-53, 60
Rock Dust	117
Rotary	121
S	
SAE 20R	97-102, 105
SAE 30R	89-90, 93, 95
SAE 30R5	103
SAE 30R6 or SAE 30R7	93
SAE 30R13	92
SAE J1037	104
SAE J1527	91, 94-95
SAE J2006	105
Sand Blast	110
Sewage	41, 135, 137
Sewage Transfer	128-130, 136, 138
Sludge	107, 127-130, 135-138
Solvents	62-68, 70-71, 118
Steam	169-170
Superheated	169-170
T	
Tank Truck (Chemical)	62-68, 70, 118
Tank Truck (Food)	75-83, 86-88
Tank Truck (Petroleum)	128-130, 133-138, 142-148, 150, 152
Three A (3A Standards)	75-76, 79-81, 86
U	
Underwriters' Laboratories (UL)	154-158
USCG	91, 94-95
USCG SAE J1942	95
USDA	75-76, 79-80, 85-88
V	
Vacuum (Dry)	41, 111
Ventilating	46-47, 93, 111



Subject	Page
W	
Washdown	48 , 112 , 159-166
Water	40 , 42 , 96 , 119-120 , 127 , 171-174
Water Discharge	40 , 42 , 97-98 , 120 , 171-174
Water Suction	40-42 , 119 , 159-166 , 172
Water Suction and Discharge	40-42 , 119 , 159-166
Water Well	121
Wet Exhaust	97-98 , 105
Wine	75-78

INDEX OF INDUSTRIAL HOSE BY PRODUCT NUMBER



Number	Page	Number	Page	Number	Page	Number	Page
3129-0570	106	3133-0011	79	3201-1100	50	3204-1379	59
3129-0572	106	3133-0030	79	3201-1101	50	3204-1381	59
3129-0660	106	3133-0031	79	3201-1102	50	3204-1383	59
3129-0670	106	3133-0032	79	3201-1103	50	3204-1386	57
3129-0672	106	3133-0033	79	3201-1104	50	3204-1401	58
3129-0675	106	3133-0051	79	3201-1105	50	3204-1404	56
3129-0680	106	3133-0055	79	3201-1106	50	3204-1406	56
3129-0690	106	3133-0056	79	3201-1107	50	3204-1407	58
3129-0700	106	3133-0057	79	3201-1108	50	3204-1408	58
3129-0790	106	3133-0058	79	3201-1109	50	3204-1410	56
3129-1000	126	3133-0059	79	3201-1110	50	3204-1413	58
3129-1001	126	3133-0060	79	3201-1111	50	3204-1414	58
3129-1002	126	3133-0071	79	3201-1112	50	3204-1416	56
3129-1013	126	3133-0072	79	3201-1113	50	3204-1419	58
3129-1014	126	3133-0074	79	3201-1114	50	3204-1422	58
3131-0001	80	3133-0075	79	3201-1115	50	3204-1425	56
3131-0002	80	3133-0076	79	3201-1116	50	3204-1427	56
3131-0003	80	3133-0077	79	3201-1117	50	3204-1428	58
3131-0004	80	3133-0080	79	3201-1118	50	3204-1431	58
3131-0005	80	3133-0081	79	3201-1119	50	3204-1432	58
3131-0006	80	3133-0083	79	3201-1120	50	3204-1434	56
3132-0066	75	3133-0084	79	3201-1121	50	3204-1437	56
3132-0067	75	3133-0088	79	3201-1122	50	3204-1466	56
3132-0171	77	3133-0090	79	3201-1123	50	3204-1496	57
3132-0172	77	3133-0092	79	3201-1124	50	3204-1497	57
3132-0173	77	3133-0093	79	3201-1125	50	3204-1498	57
3132-0174	77	3133-0094	79	3201-1126	50	3204-1500	57
3132-0175	77	3133-0095	79	3201-1127	50	3204-1501	55
3132-0180	76	3133-0100	81	3201-1128	50	3204-1503	55
3132-0181	76	3133-0101	81	3201-1129	50	3204-1505	55
3132-0182	76	3133-0102	81	3202-0001	49	3204-1511	55
3132-0183	76	3133-0103	81	3202-0006	49	3204-1513	55
3132-0184	76	3133-0104	81	3202-0011	49	3204-1515	55
3132-0186	76	3135-2651	171	3202-0016	49	3204-1516	57
3132-0205	75	3135-2652	171	3202-0017	49	3204-1517	57
3132-0216	75	3135-2653	171	3202-0021	49	3204-1518	57
3132-0217	75	3135-2654	171	3202-0027	49	3204-1520	57
3132-0218	75	3135-2655	171	3202-0029	49	3204-1521	55
3132-0219	75	3135-2656	171	3202-0032	49	3204-1523	55
3132-0220	75	3135-2657	171	3202-0033	49	3204-1525	55
3132-0221	75	3135-2658	171	3202-0301	49	3204-1526	57
3132-0222	75	3135-2659	171	3202-0306	49	3204-1527	57
3132-0223	75	3135-2660	171	3202-0311	49	3204-1528	57
3132-0263	75	3135-2661	171	3202-0316	49	3204-1530	57
3132-0264	75	3137-1280	120	3202-0317	49	3204-1532	57
3132-0265	75	3137-1281	120	3204-0506	55	3204-1636	59
3132-0266	75	3137-1282	120	3204-0558	55	3204-1637	59
3132-0267	75	3137-1284	120	3204-0560	55	3204-1650	55
3132-0268	75	3137-1302	120	3204-0681	55	3204-1656	59
3132-0269	75	3137-1303	120	3204-0710	58	3204-1718	55
3132-0782	83	3150-0503	132	3204-0729	58	3204-1720	57
3132-0783	83	3150-0504	132	3204-0901	55	3204-1721	56
3132-0793	83	3150-0505	132	3204-0946	56	3204-1730	59
3132-0794	83	3150-0506	132	3204-1079	38	3204-1731	57
3132-0797	83	3150-0507	132	3204-1080	38	3204-1900	57
3132-0803	124	3150-0508	132	3204-1081	38	3204-1966	59
3132-0815	124	3150-0509	132	3204-1082	38	3204-4402	58
3132-0823	124	3200-0002	54	3204-1083	38	3204-4407	58
3132-0832	124	3200-0003	54	3204-1084	38	3204-4413	58
3132-0906	75	3200-0006	54	3204-1085	38	3204-4422	58
3132-0907	75	3200-0007	54	3204-1086	38	3204-4431	56
3132-0911	75	3200-0008	54	3204-1131	58	3204-4432	56
3132-0912	75	3200-0009	54	3204-1132	58	3204-4433	56
3132-0913	75	3200-0010	54	3204-1156	56	3204-5301	59
3132-5010	123	3200-0011	54	3204-1200	59	3204-5304	57
3132-5011	123	3200-0012	54	3204-1230	57	3204-5307	55
3132-5012	123	3200-0013	54	3204-1231	55	3204-5315	59
3132-5013	122	3200-0014	54	3204-1232	58	3204-5319	59
3132-5022	75	3200-0015	54	3204-1301	59	3204-5321	57
3132-5023	75	3200-0016	54	3204-1304	57	3204-5326	55
3132-5024	75	3200-0101	54	3204-1307	55	3204-5328	59
3132-5025	75	3200-0202	54	3204-1316	59	3204-5333	57
3132-5026	75	3200-0206	54	3204-1319	59	3204-5334	55
3132-5027	75	3200-0207	54	3204-1322	57	3204-5337	59
3132-5028	78	3200-0208	54	3204-1325	55	3204-5341	57
3132-5029	78	3200-0209	54	3204-1328	59	3204-5346	57
3132-5030	78	3200-0210	54	3204-1331	57	3204-5349	59
3132-5032	122	3200-0212	54	3204-1334	55	3204-5355	55
3132-5033	122	3200-0213	54	3204-1337	59	3204-5415	57
3132-5034	78	3200-0237	54	3204-1340	57	3204-5420	57
3132-5035	78	3200-0312	54	3204-1346	59	3204-5661	55
3133-0001	79	3200-0350	54	3204-1349	57	3204-5662	55
3133-0002	79	3200-1269	54	3204-1355	55	3204-5675	55
3133-0003	79	3200-1270	54	3204-1358	59	3204-5682	58
3133-0004	79	3200-1271	54	3204-1361	59	3204-5689	58
3133-0005	79	3200-1279	54	3204-1364	55	3204-5820	56
3133-0006	79	3200-5012	54	3204-1373	59	3205-0010	51
3133-0007	79	3200-5016	54	3204-1375	59	3205-0015	51
3133-0008	79	3200-5657	54	3204-1377	59	3205-0016	51



INDEX OF INDUSTRIAL HOSE BY PRODUCT NUMBER

Number	Page	Number	Page	Number	Page	Number	Page
3205-0020	51	3220-0855	154	3333-0053	43	3618-0809	116
3205-0021	51	3220-1200	154	3333-0221	43	3618-0810	116
3205-0025	51	3220-1201	154	3336-0374	96	3618-0811	116
3205-0026	51	3220-1202	154	3336-0384	96	3618-0812	116
3205-0030	51	3220-1203	154	3336-0399	96	3618-0813	116
3205-0031	51	3220-1204	154	3336-0414	96	3618-0814	116
3205-0035	51	3220-1205	154	3336-0419	96	3618-1000	115
3205-0036	51	3220-1206	154	3336-0424	96	3619-0051	113
3205-0040	51	3220-1207	154	3336-0429	96	3619-0699	112
3205-0041	51	3220-1208	154	3336-0434	96	3619-0700	112
3205-0046	51	3220-1209	154	3336-0444	96	3619-0701	112
3205-0047	51	3220-1210	154	3336-0457	96	3619-0702	112
3205-0049	51	3220-1211	154	3336-0459	96	3619-0708	112
3205-0055	51	3220-1212	154	3336-1890	96	3619-0716	112
3205-0215	51	3220-1213	154	3336-1891	96	3619-0721	112
3205-0216	51	3220-1216	154	3336-1897	96	3619-0745	112
3205-0225	51	3221-0075	153	3602-0002	170	3619-0749	112
3205-0226	51	3221-0076	153	3602-0004	170	3619-0757	112
3205-0230	51	3221-0077	153	3602-1051	170	3619-0758	112
3205-0231	51	3221-0078	153	3602-1052	170	3619-0759	112
3205-0235	51	3221-0079	153	3602-1055	170	3619-0760	112
3205-0236	51	3221-0080	153	3602-1057	170	3619-0761	112
3205-0240	51	3221-0081	153	3602-1058	170	3619-0762	112
3205-0241	51	3221-0082	153	3602-1059	170	3619-0763	112
3205-0306	51	3221-0083	153	3602-1060	170	3619-0764	112
3205-0401	52	3221-0084	153	3602-1061	170	3619-0765	112
3205-0402	52	3221-0085	153	3602-1062	170	3619-0766	112
3205-0403	52	3221-0086	153	3602-1065	170	3619-0786	112
3205-0404	52	3221-0088	153	3602-1162	170	3619-0787	112
3205-0405	52	3221-0089	153	3602-2127	170	3619-0788	112
3205-0406	52	3221-0090	153	3602-2128	170	3619-0789	112
3205-0407	52	3221-0095	153	3602-2129	170	3619-0790	112
3205-0408	52	3221-0410	152	3602-2130	170	3619-0791	112
3205-0409	52	3221-0411	152	3602-2131	170	3619-0792	112
3205-0501	52	3221-0412	152	3604-0920	164	3619-0809	113
3205-0503	52	3221-0413	152	3604-0921	164	3619-0810	113
3205-0504	52	3221-0414	152	3604-0922	164	3619-0811	113
3205-0505	52	3221-0415	152	3604-0923	164	3619-3103	113
3205-0506	52	3221-0416	152	3604-0924	164	3619-3106	112
3205-0507	52	3221-0417	152	3604-0925	164	3619-3530	113
3205-0509	51	3221-0418	152	3604-0926	164	3619-3531	113
3205-0524	51	3221-0419	152	3604-0927	164	3624-0001	156
3205-0535	51	3221-0420	152	3604-0928	164	3624-0002	156
3205-2938	51	3221-0421	152	3604-0929	164	3624-0003	156
3205-5040	51	3221-0422	152	3604-0930	164	3624-0144	73
3206-3968	54	3221-0423	152	3604-0931	164	3624-0146	73
3207-0290	71	3221-0424	152	3604-0932	164	3624-1007	158
3207-0291	71	3221-0425	152	3604-0933	164	3624-1008	158
3207-0292	71	3221-0426	152	3604-0934	164	3624-1009	158
3207-0294	71	3222-0083	53	3604-0935	164	3624-1023	157
3207-0296	71	3222-0084	53	3605-0665	169	3624-1024	156
3213-0401	166	3222-0085	53	3605-0669	169	3624-1025	156
3213-0413	166	3222-0143	53	3605-0671	169	3624-1026	156
3213-0415	166	3222-0144	53	3605-0675	169	3658-1965	95
3213-0416	166	3222-0145	53	3605-0676	169	3658-1969	95
3213-0451	166	3222-0171	53	3605-0681	169	3658-1973	95
3213-0501	166	3222-0172	53	3605-0736	169	3658-1977	95
3213-0512	166	3222-0173	53	3605-0737	169	3658-1981	95
3213-0543	166	3222-0174	53	3605-0738	169	3658-1985	95
3213-0544	166	3222-0183	53	3605-0901	169	3670-0655	121
3213-0545	166	3222-0184	53	3605-5008	169	3670-0656	121
3213-0551	166	3222-0185	53	3605-5009	169	3670-0657	121
3217-0584	165	3222-0233	53	3605-5013	169	3670-0660	121
3217-0585	165	3222-0234	53	3605-5014	169	3670-0665	121
3217-0586	165	3222-0235	53	3618-0011	115	3670-0670	121
3217-0587	165	3222-0283	53	3618-0021	115	3670-0675	121
3217-0588	165	3222-0284	53	3618-0031	115	3670-0679	121
3217-0654	165	3222-0285	53	3618-0041	115	3670-0680	121
3217-0658	165	3222-0300	53	3618-0051	115	3670-0701	121
3217-0659	165	3222-0333	53	3618-0052	115	3670-0845	121
3217-5016	165	3222-0334	53	3618-0201	115	4040-4101	104
3217-5017	165	3222-0335	53	3618-0205	115	4040-4104	104
3219-2902	48	3222-0606	53	3618-0215	115	4040-4107	104
3219-2904	48	3222-0610	53	3618-0225	115	4040-4110	104
3219-2906	48	3232-1001	45	3618-0311	114	4040-4112	104
3219-2908	48	3232-1002	45	3618-0312	114	4040-4113	104
3219-2910	48	3237-0704	60	3618-0313	114	4110-0009	140
3219-2912	48	3237-0705	60	3618-0314	114	4110-0010	140
3219-2914	48	3237-0706	60	3618-0315	114	4110-0013	127
3219-2930	48	3237-0708	60	3618-0333	114	4110-0016	134
3219-2932	48	3320-0934	154	3618-0336	114	4110-0017	134
3219-2933	48	3320-0935	154	3618-0801	116	4110-0024	135
3219-2935	48	3320-0938	154	3618-0802	116	4110-0400	127
3219-2937	48	3320-0939	154	3618-0803	116	4110-0500	127
3219-2938	48	3333-0015	43	3618-0804	116	4110-0701	134
3219-2940	48	3333-0017	43	3618-0805	116	4110-0702	134
3220-0451	155	3333-0035	43	3618-0806	116	4110-0704	134
3220-0456	155	3333-0038	43	3618-0807	116	4110-0707	134
3220-0461	155	3333-0052	43	3618-0808	116	4110-0710	134

INDEX OF INDUSTRIAL HOSE BY PRODUCT NUMBER



Number	Page	Number	Page	Number	Page	Number	Page
4110-0713	134	4176-0859	98	4657-2402	159	4657-9978	159
4110-0715	137	4176-0861	98	4657-2403	159	4663-1516	47
4110-0716	137	4176-0863	98	4657-2404	159	4663-1518	47
4110-0717	137	4176-0865	98	4657-2406	162	4663-1530	47
4110-1101	137	4176-0867	98	4657-2407	162	4663-1540	47
4110-1102	137	4176-0869	98	4657-2410	163	4663-1543	47
4110-1107	137	4176-0871	98	4657-2416	159	4663-1548	47
4110-1108	137	4176-0872	98	4657-2417	159	4663-1550	47
4110-1109	135	4176-0874	98	4657-2429	162	4663-1556	47
4110-1110	135	4176-0875	98	4657-2430	162	4663-1560	47
4129-0085	110	4176-0876	98	4657-2431	162	4663-1565	47
4129-0086	110	4176-0877	98	4657-2469	159	4663-1569	47
4129-0100	110	4176-0878	98	4657-2470	159	4663-1570	47
4129-0105	110	4176-0879	98	4657-2472	159	4663-1575	47
4129-0150	110	4176-0880	98	4657-2652	159	4663-1580	47
4129-0200	110	4176-0883	98	4657-9351	160	4663-1589	47
4129-0256	110	4176-0886	98	4657-9375	159	4663-1595	47
4169-0210	99	4217-0007	72	4657-9376	159	4663-1599	47
4169-0220	99	4217-0303	72	4657-9377	160	4663-1615	47
4169-0224	99	4217-0310	72	4657-9378	160	4663-2828	103
4169-0240	99	4217-0311	72	4657-9379	160	4663-2830	103
4169-0246	99	4217-0319	72	4657-9380	160	4663-2929	103
4169-0260	99	4218-0004	44	4657-9385	163	4663-2930	103
4169-0270	99	4218-0009	44	4657-9386	163	4663-2932	103
4169-0280	99	4218-0010	44	4657-9387	162	4663-2933	103
4169-0288	99	4218-1002	44	4657-9388	162	4663-3321	47
4169-0300	99	4219-0093	93	4657-9395	160	4663-3454	47
4169-0320	99	4219-0097	93	4657-9396	160	4663-3456	47
4169-0340	99	4219-0102	93	4657-9421	163	4663-3461	47
4169-0345	99	4219-0103	93	4657-9422	163	4663-3624	103
4169-0360	99	4219-0104	93	4657-9423	161	4663-3625	103
4169-0362	99	4219-0107	93	4657-9424	161	4663-3954	47
4169-0376	99	4219-0109	93	4657-9455	159	4663-3976	103
4169-0383	99	4219-0116	93	4657-9456	159	4663-4108	46
4169-0402	99	4219-4120	94	4657-9457	159	4663-4109	46
4169-0420	99	4219-4125	94	4657-9458	159	4663-4110	46
4169-0425	99	4219-4140	94	4657-9459	159	4663-4111	46
4169-0433	99	4219-4145	94	4657-9460	159	4663-4112	46
4169-0484	99	4219-4146	94	4657-9462	160	4663-4113	46
4169-0491	99	4219-4380	94	4657-9463	160	4663-4114	46
4171-0195	101	4219-4385	94	4657-9464	160	4663-4115	46
4171-0197	101	4219-4560	94	4657-9465	160	4663-4116	46
4171-0204	101	4219-4565	94	4657-9466	160	4663-4117	46
4171-0206	101	4219-4567	94	4657-9467	160	4663-4118	46
4171-0210	101	4219-4580	94	4657-9468	160	4663-4119	46
4171-0213	101	4219-4585	94	4657-9469	161	4663-4120	46
4171-0217	101	4219-5520	89	4657-9470	161	4663-4121	46
4171-0223	101	4219-5521	89	4657-9471	160	4663-4122	46
4171-0224	101	4219-5522	89	4657-9472	160	4663-4123	46
4171-0229	101	4219-5523	89	4657-9473	160	4663-4124	46
4171-0234	101	4219-5524	89	4657-9474	160	4663-4125	46
4171-0238	101	4219-5651	90	4657-9475	160	4663-4126	46
4171-0241	101	4219-5652	90	4657-9476	160	4663-4127	46
4171-0246	101	4219-5653	90	4657-9477	160	4663-4128	46
4171-0249	101	4219-5654	90	4657-9478	160	4663-4129	46
4171-0260	101	4219-6340	91	4657-9479	162	4663-4130	46
4171-0265	101	4219-6341	91	4657-9480	162	4663-4131	46
4171-0270	101	4219-6342	91	4657-9481	162	4663-4132	46
4171-0275	101	4219-6772	92	4657-9482	162	4663-4133	46
4171-0280	101	4219-7124	92	4657-9483	162	4663-4134	46
4171-0285	101	4219-7125	92	4657-9484	162	4663-4135	46
4171-0290	101	4219-7126	92	4657-9485	163	4684-1540	105
4171-0295	101	4219-7127	92	4657-9486	163	4684-1545	105
4171-0835	101	4219-7128	92	4657-9487	163	4684-1551	105
4175-0855	97	4219-7129	92	4657-9488	163	4684-1556	105
4175-0856	97	4230-0060	102	4657-9489	163	4684-1561	105
4175-0857	97	4230-0129	102	4657-9490	163	4684-1601	105
4175-0859	97	4230-0134	102	4657-9491	163	4684-1611	105
4175-0861	97	4230-0135	102	4657-9492	163	4684-1651	105
4175-0863	97	4230-0150	102	4657-9493	163	4684-1660	105
4175-0865	97	4230-0193	102	4657-9530	159	4684-1670	105
4175-0867	97	4465-1361	37	4657-9531	159	4684-1680	105
4175-0869	97	4465-1362	37	4657-9532	159	4684-1690	105
4175-0871	97	4465-1371	37	4657-9533	159	4684-1700	105
4175-0872	97	4465-1372	37	4657-9534	160	4684-1706	105
4175-0873	97	4465-1381	37	4657-9535	160	4684-1707	105
4175-0874	97	4465-1382	37	4657-9536	160	4684-1709	105
4175-0875	97	4465-1701	36	4657-9537	160	4684-1711	105
4175-0876	97	4465-1702	36	4657-9538	160	4684-1720	105
4175-0877	97	4465-1704	36	4657-9539	160	4684-1722	105
4175-0878	97	4465-1705	36	4657-9540	160	4684-1730	105
4175-0879	97	4465-1706	36	4657-9541	160	4684-1740	105
4175-0880	97	4656-0224	161	4657-9542	160	4684-1750	105
4175-0883	97	4656-0225	161	4657-9543	162	4684-1760	105
4175-0886	97	4656-0226	163	4657-9544	163	4684-1764	105
4175-0889	97	4656-0227	163	4657-9545	163	4684-1766	105
4175-0902	97	4657-0064	159	4657-9546	163	4685-2016	100
4176-0856	98	4657-0238	159	4657-9547	163	4685-2018	100
4176-0857	98	4657-2401	159	4657-9586	161	4685-2020	100



INDEX OF INDUSTRIAL HOSE BY PRODUCT NUMBER

Number	Page	Number	Page	Number	Page	Number	Page
4685-2022	100	4688-1729	142	4691-0430	109	4696-0008	69
4685-2024	100	4688-1730	142	4691-0435	109	4696-0009	70
4685-2026	100	4688-1731	142	4691-0440	109	4696-0012	70
4685-2028	100	4688-1732	145	4691-0450	109	4696-0013	70
4685-2030	100	4688-1733	145	4691-0455	109	4696-0014	69
4685-2032	100	4688-1734	145	4691-0501	108	4696-0015	69
4685-2034	100	4688-1735	145	4691-0502	108	4696-0016	69
4685-2036	100	4688-1761	129	4691-0503	108	4696-0017	70
4685-2038	100	4688-1762	129	4691-0504	108	4696-0023	69
4685-2040	100	4688-1763	129	4691-0505	108	4696-0024	69
4685-2042	100	4688-2011	143	4691-0506	108	4696-0025	69
4685-2044	100	4688-2012	143	4691-0507	108	4696-0027	69
4685-2046	100	4688-2015	143	4691-0508	108	4696-0028	69
4685-2048	100	4688-2016	143	4691-0700	117	4696-0203	70
4685-2056	100	4688-2017	143	4691-0701	117	4697-0001	67
4685-2064	100	4688-2018	143	4691-0702	117	4697-0002	67
4685-2080	100	4688-2024	138	4691-0703	117	4697-0003	67
4685-2096	100	4688-2025	138	4691-0704	117	4697-0004	67
4686-0028	119	4688-2026	138	4691-4342	107	4697-0005	67
4686-0029	119	4688-2031	145	4693-0001	82	4697-0006	67
4686-0030	119	4688-2033	145	4693-0205	82	4697-0007	67
4686-0031	119	4688-2040	146	4693-0210	82	4697-0014	67
4686-0066	119	4688-2041	146	4693-0220	82	4697-0015	67
4686-0067	119	4688-2042	146	4693-0225	82	4697-0016	67
4686-0068	39	4688-2043	146	4693-0235	82	4697-0017	67
4686-0069	39	4688-2044	146	4693-0251	82	4697-0018	67
4686-0070	39	4688-2045	146	4693-0260	82	4697-0019	67
4686-0071	39	4688-2047	138	4693-0262	82	4697-0020	67
4686-0072	39	4688-2048	138	4693-0551	82	4697-0021	67
4686-0073	39	4688-2104	130	4695-0001	64	4697-0022	67
4688-0454	144	4688-2105	130	4695-0002	64	4697-0030	68
4688-0455	144	4688-2107	130	4695-0003	64	4697-0031	68
4688-0584	133	4688-2108	130	4695-0004	64	4697-0032	68
4688-0585	133	4688-2109	130	4695-0005	64	4697-0033	68
4688-0587	133	4688-2164	130	4695-0006	64	4697-0048	68
4688-0588	133	4688-2165	130	4695-0007	64	4697-0057	67
4688-0589	133	4688-2166	145	4695-0008	64	4697-0058	67
4688-0590	136	4688-2167	145	4695-0051	65	4697-0059	67
4688-0591	136	4688-2168	145	4695-0052	65	4697-0097	67
4688-0592	136	4688-2178	128	4695-0055	64	4697-0114	67
4688-0651	128	4688-2194	144	4695-0211	65	4697-0115	67
4688-0653	128	4688-2222	139	4695-0216	65	4697-0116	67
4688-0656	128	4688-2223	139	4695-0229	65	4697-0117	67
4688-0665	128	4688-2243	136	4695-0267	65	4697-0118	67
4688-0668	128	4688-2247	144	4695-0268	65	4697-0119	67
4688-0675	128	4688-2274	136	4695-0285	65	4697-0123	67
4688-0680	128	4688-2336	145	4695-0288	65	4697-0124	67
4688-0690	128	4688-2337	145	4695-0490	65	4697-0125	67
4688-0697	128	4688-2364	130	4695-0607	66	4697-0126	67
4688-0698	128	4688-2365	130	4695-0608	66	4697-0127	67
4688-0702	128	4688-2366	130	4695-0609	66	4697-0128	67
4688-1305	144	4688-2367	130	4695-0610	66	4697-0149	67
4688-1306	144	4688-2368	130	4695-0627	65	4698-0001	63
4688-1307	144	4688-2369	143	4695-0628	65	4698-0002	63
4688-1308	144	4688-2370	143	4695-0629	65	4698-0003	63
4688-1309	144	4688-2371	143	4695-0633	65	4698-0004	63
4688-1310	144	4688-2372	143	4695-0670	64	4698-0011	62
4688-1311	144	4688-2385	130	4695-0684	65	4698-0012	62
4688-1320	147	4688-2386	130	4695-0686	65	4698-0013	62
4688-1321	147	4689-0001	131	4695-0698	64	4698-0014	62
4688-1322	147	4689-0002	131	4695-0699	64	4698-0015	62
4688-1342	144	4689-0003	131	4695-0700	65	4698-0016	62
4688-1343	144	4689-0004	131	4695-0701	65	4698-0017	62
4688-1344	144	4689-0005	131	4695-0707	65	4698-0021	62
4688-1351	144	4689-0006	131	4695-0711	66	4698-0022	62
4688-1352	144	4689-0007	131	4695-0720	64	4698-0023	62
4688-1353	144	4691-0017	125	4695-0723	66	4698-0024	62
4688-1355	144	4691-0018	125	4695-0729	64	4698-0025	62
4688-1362	144	4691-0019	125	4695-0737	64	4698-0026	62
4688-1465	144	4691-0020	125	4695-0738	64	4698-0027	62
4688-1491	147	4691-0039	125	4695-0774	65	4698-0029	62
4688-1493	144	4691-0040	125	4695-0780	65	4698-0030	63
4688-1511	144	4691-0043	107	4695-0830	65	4698-0031	62
4688-1530	147	4691-0044	107	4695-0832	65	4698-0072	63
4688-1531	147	4691-0045	107	4695-0930	65	4698-0073	63
4688-1535	144	4691-0305	107	4695-0931	65	4698-0085	63
4688-1612	144	4691-0306	107	4695-0933	118	4698-0086	63
4688-1613	128	4691-0320	107	4695-0934	118	4698-0099	63
4688-1718	142	4691-0325	107	4695-0935	118	4698-0104	62
4688-1719	142	4691-0340	107	4695-0936	118	7100-02905	186
4688-1720	142	4691-0346	107	4695-0949	65	7100-02915	186
4688-1721	142	4691-0349	107	4695-0970	65	7107-0010	177
4688-1722	142	4691-0355	107	4696-0001	70	7107-0011	177
4688-1723	142	4691-0360	107	4696-0002	70	7107-0013	177
4688-1724	142	4691-0370	107	4696-0003	70	7107-0014	177
4688-1725	142	4691-0400	109	4696-0004	70	7107-0016	177
4688-1726	142	4691-0405	109	4696-0005	70	7107-0017	177
4688-1727	142	4691-0410	109	4696-0006	70	7107-0019	177
4688-1728	142	4691-0420	109	4696-0007	69	7107-0021	177

INDEX OF INDUSTRIAL HOSE BY PRODUCT NUMBER



Number	Page	Number	Page	Number	Page	Number	Page
7107-0022	177	7207-0598	185	7422-1054	176	7744-2102	42
7107-0025	177	7207-0599	185	7422-1055	176	7744-2103	42
7107-0026	177	7250-04435	187	7422-1056	176	7744-2104	42
7107-0027	183	7250-04445	187	7422-1057	176	7744-2105	42
7107-0028	183	7250-04455	187	7422-1058	176	7744-2106	42
7107-0029	183	7250-04465	187	7422-1059	176	7744-2107	42
7107-0030	183	7250-04475	187	7422-1060	176	7744-2108	42
7107-0031	183	7250-04485	187	7422-1061	176	7744-2109	42
7107-0032	183	7250-04495	187	7422-1062	176	7744-4101	86
7107-0033	183	7250-04505	187	7422-1063	176	7744-4102	86
7107-0034	182	7250-04515	187	7422-1064	176	7744-4103	86
7107-0035	182	7250-04525	187	7422-1065	176	7744-4104	86
7107-0036	182	7250-04535	187	7422-1066	176	7744-4105	86
7107-0037	182	7250-04645	189	7422-1067	176	7744-4106	86
7107-0038	182	7250-04655	189	7422-1068	176	7744-4107	86
7107-0039	182	7250-04665	189	7422-1069	176	7744-4301	87
7107-0040	182	7250-04675	189	7422-1070	176	7744-4302	87
7107-0041	181	7250-04685	189	7422-1071	176	7744-4303	87
7107-0042	181	7250-04715	190	7422-1072	176	7744-4304	87
7107-0043	181	7250-04725	190	7422-1073	176	7744-4305	87
7107-0044	181	7250-04735	190	7422-1074	176	7744-4306	87
7107-0045	181	7250-04745	190	7422-1075	176	7744-4307	87
7107-0046	181	7250-04755	190	7422-1076	176	7744-4420	88
7107-0047	181	7250-04765	190	7422-1077	176	7744-4425	88
7107-0048	179	7250-04775	190	7422-1078	176	7744-4430	88
7107-0049	179	7250-16065	187	7422-1079	176	7744-4440	88
7107-0050	179	7250-16075	187	7422-1080	176	7744-4501	85
7107-0051	179	7250-16085	187	7422-1081	176	7744-4502	85
7107-0052	178	7250-16095	187	7422-1082	176	7744-4503	85
7107-0053	178	7250-16105	187	7422-1083	176	7744-4504	85
7107-0054	178	7250-16115	187	7422-1084	176	7744-4505	85
7107-0055	178	7250-16125	187	7422-1085	176	7744-4506	85
7107-0056	180	7250-16265	188	7422-1086	176	7744-4507	85
7107-0057	180	7250-16275	188	7422-1087	176	7744-4508	85
7107-0058	180	7250-16285	188	7744-0000	42	7744-4509	85
7107-0059	180	7250-16295	188	7744-0008	42	7744-5201	41
7107-0060	180	7250-16305	188	7744-0009	42	7744-5202	41
7107-0061	180	7250-16315	188	7744-0011	42	7744-5203	41
7107-0078	177	7250-16325	188	7744-0012	42	7744-5204	41
7107-00105	177	7250-16335	188	7744-0013	42	7744-5205	41
7107-00115	177	7250-16345	188	7744-0014	42	7744-5206	41
7107-00135	177	7250-16355	188	7744-0015	42	7744-5207	41
7107-00145	177	7250-16505	189	7744-1001	173	7744-5208	41
7107-00165	177	7250-16515	189	7744-1002	173	7744-6103	111
7107-00175	177	7250-16525	189	7744-1003	173	7744-6104	111
7107-00195	177	7250-16535	189	7744-1004	173	7744-6105	111
7107-00215	177	7250-16545	189	7744-1005	173	7744-6106	111
7107-00225	177	7250-16555	189	7744-1006	173	7744-6107	111
7107-00255	177	7250-16565	189	7744-1007	173	7744-6108	111
7107-00265	177	7250-16575	189	7744-1500	40	7744-7015	150
7107-00275	183	7250-18285	189	7744-1501	40	7744-7020	150
7107-00285	183	7250-18305	190	7744-1502	40	7744-7030	150
7107-00295	183	7250-18315	190	7744-1503	40	7744-7040	150
7107-00305	183	7253-01905	184	7744-1504	172	7744-7050	150
7107-00315	183	7266-0733	154	7744-1505	172	7744-7060	150
7107-00325	183	7266-0734	154	7744-1506	172	7744-7103	148
7107-00335	183	7266-0735	154	7744-1507	172	7744-7104	148
7107-00345	182	7266-07335	154	7744-1508	172	7744-8030	151
7107-00355	182	7266-07345	154	7744-1509	172	7744-8040	151
7107-00365	182	7266-07355	154	7744-1510	172	7744-8103	149
7107-00375	182	7341-02675	184	7744-1511	172	7744-8104	149
7107-00385	182	7341-02685	184	7744-1512	84		
7107-00395	182	7341-02695	184	7744-1513	84		
7107-00405	182	7341-20315	184	7744-1514	84		
7107-00415	181	7341-20325	184	7744-1515	84		
7107-00425	181	7341-20335	184	7744-1516	84		
7107-00435	181	7341-20365	184	7744-1517	84		
7107-00445	181	7341-20395	184	7744-1518	84		
7107-00455	181	7408-1008	175	7744-1519	84		
7107-00465	181	7408-1010	175	7744-1520	84		
7107-00475	181	7408-1012	175	7744-1521	84		
7107-00485	179	7408-1016	175	7744-1522	84		
7107-00495	179	7408-1020	175	7744-1523	84		
7107-0500	185	7408-1024	175	7744-1524	84		
7107-0501	185	7408-1028	175	7744-1525	84		
7107-00505	179	7408-1032	175	7744-1526	84		
7107-00515	179	7408-1036	175	7744-1527	84		
7107-00525	178	7408-1048	175	7744-1528	84		
7107-00535	178	7408-1052	175	7744-1529	84		
7107-00545	178	7408-1056	175	7744-1530	84		
7107-00555	178	7408-1060	175	7744-1531	84		
7107-00565	180	7408-1064	175	7744-1532	84		
7107-00575	180	7408-1072	175	7744-1538	174		
7107-00585	180	7408-1104	175	7744-1539	174		
7107-00595	180	7422-1049	176	7744-1540	174		
7107-00605	180	7422-1050	176	7744-1541	174		
7107-00615	180	7422-1051	176	7744-1542	174		
7107-00785	177	7422-1052	176	7744-1543	174		
7207-0597	185	7422-1053	176	7744-2101	42		



Former Hose Name	New Hose Name	Page	Former Hose Name	New Hose Name	Page
18MB	Mine Master™ Air Drill 500	115	PowerClean™ 1 or 2 Wire Braid	Clean Master™ Pressure Wash 6000	159-163
19B, 119B	Plant Master™ XTreme™ 325 Braid	48	Premo Flex™	Plant Master™ XTreme™ (250-315)	51
33HB	Air Master™ Diving Umbilical (1000-1125)	43	Premo Flex™ AR	Plant Master™ XTreme™ 300 AR	52
63SB	Air Duct (5-10) SD	46	Python™ Plus	Plant Master™ Plus 300 Lock-On	53
75W	4175EC Coolant Hose	97	Renegade™	Chem Master™ Plus UHMWPE (150-200) SD	67
76W	4176HD Coolant Hose	98	Sani-Pure™	Food Master™ Oils and Dairy 150D	80
77B	Chem Master™ Paint Spray (500-750)	71	Scorpion™	Mine Master™ Air Drill 600HT	114
163SB	Air Duct (8-20) SD	47	Sea Horse™	Black Gold™ Fuel 300D	134
205MB Steam King™	Plant Master™ Steam 250	169	Sea Horse™ HW	Black Gold™ Fuel 300SD	133
232MB Steam Queen™	Plant Master™ Steam Plus 250	170	Stallion™	Chem Master™ XTreme™ FEP (125-200) SD	62
429W	Bulk Master™ Sand Blast (120-150) D	110	Stallion™ Crush Resistant	Chem Master™ XTreme™ FEP 200SD CR	63
500 MP Air Drill	Mine Master™ Air Drill 500 FR	116	Steelhead™	Water Master™ Slurry 150D AR	171
609W	Bulk Master™ Dry Cement (20-75) D	106	Steer™	Fuel Master™ 150D	147
610W	Food Master™ Dry Goods (25-40) D	83	Terminator™	Plant Master™ XTreme™ 501 AR	49
688SB	Bulk Master™ Plus (35-150) SD	107	Thermo AG™ 570	Ag Master™ Spray 600	36
690SB	Food Master™ Dry Goods (50-150) SD	82	Thermo AG™ 800	Ag Master™ Spray 800	37
770SB	Bulk Master™ (4-24) SD	109	Tufflex™ Food	Food Master™ PVC Clear Tubing (75-250) Braid	85
1000 MP/Mine Spray	Mine Master™ Spray 1000	112			
4684CF (Wet Exhaust)	Marine Master™ Plus Wet Exhaust (15-100) SD	105			
Adapta Flex™	Plant Master™ 250 Colors	55, 57			
Adapta Flex™ Black	Plant Master™ (150-200) Black	56, 58			
Adapta Flex™ Red	Plant Master™ (150-200) Red	59			
Aquarius™	Black Gold™ Potable Water (150-300) D	124			
Arctic Longhorn™ MegaFlex™	Fuel Master™ 150SD LT MegaFlex™	146			
Barracuda™	Ag Master™ Solution 150SD	39			
Barricade™ Carbureted Engines	4219BG Barricade™ Fuel Hose (35-50)	89			
Blacksnake™	Fuel Master™ Curb Pump 150	156			
Cellar Master™	Food Master™ Beverage 250SD CR	76			
Cellar Master™ Light	Food Master™ Beverage 150SD CR	77			
Colt™	Chem Master™ EPDM (125-150) SD	70			
Creamery/Paper Mill Washdown	Clean Master™ Washdown 150-200	166			
Cyclone™	Clean Master™ Washdown 1000	165			
Diesel Exhaust Fluid	Chem Master™ DEF Transfer (350-500)	72			
Duro Flex™	Plant Master™ Plus (200-300)	54			
Food & Beverage Master™	Food Master™ XTreme™ 250SD CR	75			
Food Master™ Lite™	Food Master™ Oils and Dairy 150SD	79			
Fuel Oil Delivery	Fuel Master™ Delivery 200	152			
LOL	Plant Master™ XTreme™ 300 Lock-On Braid	50			
Longhorn™	Fuel Master™ 150SD	144			
Longhorn™ AF	Fuel Master™ XTreme™ 150SD	142			
Longhorn™ MegaFlex™	Fuel Master™ 150SD MegaFlex™	145			
LP350, LP350X	LP350	154			
Master-Flex™ 101CL	Ag Master™ PVC Solution (30-90) SD Clear	42			
Master-Flex™ 200CL	Food Master™ PVC (50-100) SD Clear	86			
Master-Flex™ 201CR	Food Master™ PVC (35-50) SD Clear	87			
Master-Flex™ 202SW	Food Master™ PVC Dry Goods (35-40) SD Clear	88			
Master-Flex™ 300 EPDM	Ag Master™ PVC Solution (35-80) SD	41			
Master-Flex™ 400	Bulk Master™ PVC (25-40) SD AR	111			
Master-Flex™ 500	Water Master™ PVC Layflat (45-75) D	173			
Master-Flex™ Fuel Delivery	Fuel Master™ PVC 65SD	148			
Master-Flex™ Vapor Recovery	Fuel Master™ PVC Vapor Recovery 5SD	150			
Mustang™	Chem Master™ Plus XLPE (150-200) SD Colors	64-65			
Mustang™ Crush Resistant	Chem Master™ Plus XLPE 200SD CR	66			
Ohmega™	Plant Master™ 300 NC	60			
Petroleum Drop 150SD MegaFlex™	Fuel Master™ XTreme™ 150SD MegaFlex™	143			
Powerbraid™ Plus	Black Gold™ Slim Hole Rotary (1500-5000)	121			



PACKAGING CODE REFERENCE

CODE	DESCRIPTION	+/- FEET	MIN LENGTH (FT)	MAX PIECES	INCREMENT (FT)
A	Qty ± 20%, Min Length: 10 ft, Max Pieces: 3, 50% in Lengths 40 ft & longer, 2 lengths under 20 ft allowed	20%	10	3	*
B	Qty ± 10 ft, Min Length: 5 ft, Max Pieces: 2	10	5	2	*
C	Qty ± 10%, Min Length: 10 ft, 50% in lengths 40 ft & longer, 50% in lengths: 10 ft to 39 ft	10%	10	*	*
D	Qty ± 10%, Min Length: 10 ft, Max Pieces: 6, 65% in lengths longer than 45 ft, 2 Pieces under 20 ft allowed	10%	10	6	*
E	Qty ± 0 ft, Min Length: 10 ft, Max Pieces: 4	0	10	4	*
F	Qty ± 0 ft, Min Length: 10 ft, Max Pieces: 3	0	10	3	*
G	Packaged in 270ft to 330ft reels. Maximum of 3 pieces. Minimum length 25ft	*	*	*	*
I	Qty ± 20 ft, Min Length: 20 ft, Max Pieces: 3, one Length 40 ft or longer	20	20	3	*
J	a. Hose 3/4" I.D. & Below: Footage Tolerance: 450 ft-650 ft, Max Pieces: 4 per reel, 1 piece allowed under 100 ft, Min Length: 15 ft	200	15	4	*
J	b. Hose 1" I.D. & Above: Footage Tolerance: 200 ft - 350 ft, Max Pieces: 3 per reel, 1 piece allowed under 100 ft, Min Length: 15 ft (unless otherwise specified in additional special instructions)	150	15	3	*
K	Qty ± 20%, Min Length: 5 ft, Max Pieces: 4, 65% in lengths longer than 45 ft, 25% in lengths 25 ft to 45 ft, 10% in lengths 5 ft to 25 ft	20%	5	4	*
L	Qty ± 10%, Min Length: 25 ft, Max Pieces: 3	10%	25	3	*
M	Qty ± 20%, Min Length: 50 ft, Max Pieces: 2	20%	50	2	*
N	Qty ± 0%, Min Length: 10 ft, Max Pieces: 2	0%	10	2	*
O	Each Length must be 1 Continuous Piece. Acceptable Footage Tolerance: 121 ft - 203 ft	*	*	1	*
Q	Qty ± 10%, Max Pieces: 1 continuous length	10%	*	1	*
R	Hose lengths shall be as long as possible, Min Length: 25 ft Hose will be stacked on pallets in bales, stretch wrapped and banded	*	25	*	*
S	Qty ± 0 ft, Min Length: 50 ft, Increments: 50 ft	0	50	*	50
T	One Continuous Length Piece	*	*	1	*
U	Qty ± 10%, Min Length: 15 ft, Max Pieces: 3	10%	15	3	*
V	Qty ± 0 ft, Min Length: 10 ft, Max Pieces: 6, 65% in lengths longer than 45 ft, 2 lengths under 20 ft allowed	0	10	6	*
Y	Qty ± 0 ft, Min Length: 10 ft, Max Pieces: 10, Max Pieces under 25 ft: 6	0	10	10	*
Z	Qty ± 0 ft, Min Length: 12 ft, Max Pieces: 5	0	12	5	*
AA	Qty ± 200 ft, Max Pieces: 4, 1 length 25 ft to 50 ft. Max Pieces under 100 ft: 2	200	*	4	*
BB	Qty ± 125 ft, Min Length: 50 ft, Max Pieces: 3	125	50	3	*
CC	Qty ± 100 ft, Min Length: 15 ft, Max Pieces: 5	100	15	5	*
DD	Qty ± 100 ft, Max Pieces: 5, 1 piece 25 ft to 49 ft. All other pieces over 49 ft	100	*	5	*
EE	Qty ± 100 ft, Min Length: 50 ft, Max Pieces: 4, 1 length 25 ft to 50 ft, Max Pieces under 100 ft: 2	100	50	4	*
FF	Qty ± 100 ft, Min Length: 25 ft, Max Pieces: 4	100	25	4	*
GG	Qty ± 100 ft, Min Length: 15 ft, Max Pieces: 4, 1 piece allowed under 100 ft	100	15	4	*
HH	Qty ± 100 ft, Max Pieces: 2, Increments: 50 ft	100	*	2	50
II	Qty ± 50 ft, Min Length: 50 ft, Max Pieces: 3, Increments: 25 ft	50	50	3	25



PACKAGING CODE REFERENCE

CODE	DESCRIPTION	+/- FEET	MIN LENGTH (FT)	MAX PIECES	INCREMENT (FT)
JJ	Qty ± 50 ft, Min Length: 50 ft, Max Pieces: 3	50	50	3	*
KK	Qty ± 50 ft, Min Length: 50 ft, Max Pieces: 3, One length 25 ft to 50 ft, Max Pieces under 100 ft: 2	50	50	3	*
LL	Qty ± 50 ft, Min Length: 25 ft, Max Pieces: 3, 1 length under 100 ft	50	25	3	*
MM	Qty ± 50 ft, Max Pieces: 2, Increments: 50 ft	50	*	2	50
NN	Qty ± 40 ft	40	*	*	*
OO	Qty ± 30 ft, Min Length: 25 ft, Max Pieces: 3	30	25	3	*
PP	Qty ± 20 ft, Min Length: 25 ft, Max Pieces: 3	20	25	3	*
QQ	Qty ± 10 ft, Min Length: 10 ft, Max Pieces: 2	10	10	2	*
RR	Qty ± 0 ft, Min Length: 25 ft, Max Pieces: 15, Max Pieces at 25 ft: 3	0	25	15	*
SS	Qty ± 0 ft, Min Length: 25 ft, Max Pieces: 10, Increments: 25 ft	0	25	10	25
TT	Qty ± 0 ft, Min Length: 30 ft, Max Pieces: 4	0	30	4	*
UU	Qty ± 0 ft, Max Pieces: 3, Increments: 50 ft	0	*	3	50
VV	Qty ± 0 ft, Min Length: 50 ft, Max Pieces: 3	0	50	3	*
WW	Qty ± 0 ft, Min Length: 15 ft, Max Pieces: 3	0	15	3	*
XX	Qty ± 0 ft, Max Pieces: 2, Increments: 50 ft	0	*	2	50
YY	Qty ± 0 ft, Min Length: 25 ft, Max Pieces: 2	0	25	2	*
					* = N/A

Gates reserves the right to change packaging specs at any time without notice.

STANDARD PACK DETAILS	
REEL	Reel
ASSY	Assembly
CTN	Carton
PLT	Pallet
BALE	Bale
CRT	Crate
UPS	UPS Ground Shippable
STRT	Straight
BULK	Bulk



EFFICIENCY. ENGINEERED.

GATES INDUSTRIAL HOSE › EFFICIENCY. ENGINEERED.



AG MASTER



AIR MASTER



PLANT MASTER
& STEAM



CHEM MASTER



FOOD MASTER



MARINE MASTER




BULK MASTER



MINE MASTER



BLACK GOLD



FUEL MASTER



CLEAN MASTER



WATER MASTER

**NO MORE GUESSING
WITH A SENSIBLE
NAMING SYSTEM**





EFFICIENCY. ENGINEERED.

MORE THAN JUST NAMES

Most industrial hose naming systems spawn confusion, so relating them to products and applications becomes a difficult, time consuming chore. Plus, the risk of choosing the wrong hose for the job may compromise safety, performance, and the customer's trust.

We've made our industrial hose naming system more efficient and user-friendly. This change uses descriptive and intuitive names. The easy-to-understand classification:

- Makes it easy to find the right hose for the application
- Reduces the learning curve for new employees
- Helps you better organize your hose inventory
- Helps eliminate downtime

HOW THE SYSTEM WORKS

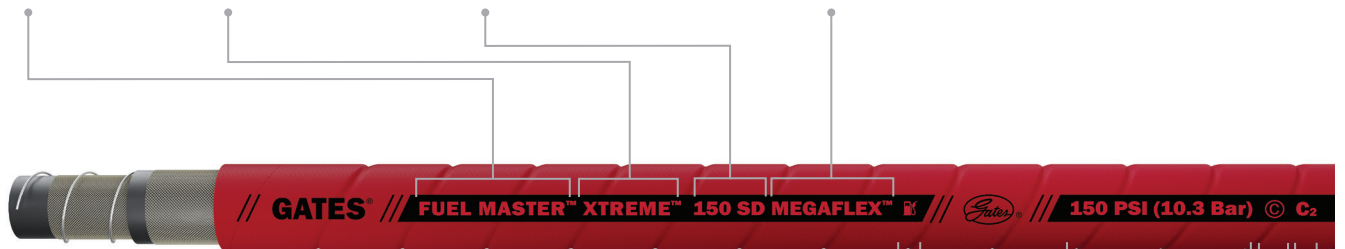
The names are linked to an industry or application (ag, chem, mining, etc.), so you can tell instantly where the hose is meant to be used.

We've also standardizing the way we describe our hoses:

Standard, Plus and **XTreme™**. These three levels represent increasing degrees of performance, such as resistance to oil, abrasion or chemicals.

HOSE IDENTIFICATION SYSTEM

GATES TYPE	PERFORMANCE LEVEL	PRESSURE RATING	PREMIUM PERFORMANCE FEATURE		
Correlates to the industry or application	<ul style="list-style-type: none"> ▪ Standard ▪ Plus ▪ XTreme 	Working pressure (psi) <ul style="list-style-type: none"> ▪ D Discharge ▪ SD Suction Discharge 	<ul style="list-style-type: none"> ▪ AR Abrasion Resistant ▪ CR Crush Resistant ▪ FR Flame Resistant ▪ HT High Temperature 	<ul style="list-style-type: none"> ▪ LT Low Temperature ▪ NC Non Conductive ▪ SF Silicone Free 	<ul style="list-style-type: none"> ▪ Braid ▪ Clear ▪ Barricade™ ▪ MegaFlex™



APPLICATION ICON

More information on the application icons is in the above section

WORKING PRESSURE

Bar is the European equivalent of PSI

TUBE MATERIALS*

Circle denotes tube construction; letter inside denotes tube material composition

COVER MATERIALS*

Letter denotes cover material composition

* See following page for material codes.

GATES TUBE & COVER MATERIAL CODES

GATES TYPE	MATERIAL COMPOSITION
A	Polychloroprene (Chloroprene)
A2	Similar to Type A except it is white and is used primarily for edible products
B1 B2	Proprietary for special applications. Contact Denver Hose Product Application
C	Acrylonitrile Butadiene (Nitrile/NBR)
C1	Hydrogenated Nitrile Rubber (HNBR)
C2	A blend of Type C and plastic. (Modified Nitrile) Used primarily as hose cover material
C3	Modification to Nitrile tube
C4	Modification of Nitrile with excellent abrasion and gouging resistance (Carboxylated Nitrile)
D	Natural Rubber (NR) and Styrene Butadiene (SBR)
D2	Similar to Type D, except it is white and compounded to handle food products
D3	Natural Rubber
G	PolyVinyl Chloride (PVC)
G1	Modified PVC
H	Isobutylene and Isoprene (Butyl)
J	Chlorinated Polyethylene (CPE)
K	Specially compounded Cross-Linked Polyethylene (Gatron™)
L	Ultra High Molecular Weight Polyethylene Ethylene (UHMWPE)
M	Chlorosulfonated Polyethylene (CSM)
MQ	Silicone Rubber
P	Ethylene, Propylene Diene (EPDM)
P2	Special for Steam Hose applications
S	Specially Compounded Thermoplastic Vulcanizate (Sanitron™)
T	Fluorinated Polyethylene (FEP)
U	Urethane
V	Fluorocarbon (FKM)
Z	Polyamide Resins (Nylon)

NOTE: Tube and cover compounds can differ between hoses. Compounds are designed for specific hose application requirements. Refer to the hose product sheet for recommended applications and restrictions. Example: Petroleum Transfer Hose Fuel Master 150SD (Type C Nitrile) has a different Nitrile tube compound than Marine Master Fuel Line (Type C Nitrile). Please read and observe all warnings on the back of the front cover of this catalog.



NOMENCLATURE PERFORMANCE LEVELS

PERFORMANCE LEVEL DESCRIPTIONS AS THEY PERTAIN TO XTREME, PLUS AND STANDARD DESIGNATIONS.

FAMILY	BRAND	PERFORMANCE RATING	XTREME	PLUS	STANDARD
Chemical	Chem Master	Chemical Resistance	More than 1250 highly corrosive chemicals	More than 400 basic chemicals	Mild chemicals
Air and Multi-Purpose	Plant Master	Oil Resistance	High Oil Resistance (ARPM Class A)	Medium Oil Resistance (ARPM Class B)	Limited Oil Resistance (ARPM Class C)
Food and Beverage	Food Master	Product Range	Many types of food and beverage products	N/A	Specific food and beverage products
Material Handling	Bulk Master	Tube Thickness	1/4" tube	3/16" tube	1/8" tube
Oilfield	Black Gold	Choke & Kill	API 16C	N/A	Lloyds 1000/499
Petroleum	Fuel Master	Petroleum Resistance	Constant contact and alternative fuels	N/A	Transfer of petroleum products
Steam	Plant Master	Cover Design	N/A	Oil resistant and red non-marking cover	Standard black cover



GATES INDUSTRIAL HOSE PROGRAMS



UNLOCK THE POWER OF GATES INDUSTRIAL HOSE WITH THESE SPECIAL PROGRAMS.

ASSEMBLIES	In addition to bulk hose, Gates has the ability to provide finished assemblies. Contact Gates Customer Service for more details.
COLORS	Many hoses are available in colors not published in the catalog. Contact Gates Customer Service for more details.
CRIMPER PROGRAMS	Different cost sharing programs are available to help grow your industrial hose business and offset some of the equipment purchase expense. Refer to the table of contents for details on Gates Industrial Hose Crimpers.
CUT LENGTHS	In addition to standard catalog lengths, Gates can provide hoses cut to specific lengths. Refer to Gates Customer Service for details.
PRESSURE RATINGS	Use the Industrial Hose Finder or Hydraulic Hose Catalog to select hoses that have satisfactory working pressure ratings. Hoses are available in sizes and pressure ratings not published in the catalog. Contact Gates Customer Service for more details.
PRIVATE BRAND LABEL (PBL)	Customized product labels are available. Minimum order quantities may apply. Contact Gates Customer Service for more details.
REMNANTS	Remnant lengths are sometimes available in popular sizes at a discount. Contact Gates Customer Service for pricing, order requirements and availability.
TRAINING	Gates offers in-depth Industrial Hose Training Workshops at the Customer Solution Center and onsite Safety Connections training. For more info visit gates.com/gatesu .
TRUCKLOAD PROGRAMS	Gates offers customized truckload programs (Orders direct from the factory or distribution center). Minimum order quantities apply. Contact your Gates District Sales Manager for details.

CUSTOMER EXPERIENCE

855.428.3727
custserv@gates.com
gatesconnect.com

DISTRIBUTOR LOCATER

gates.com/where-to-buy

PRODUCT APPLICATION ENGINEERING

303.744.5070
FPPAsupport@gates.com





GATES AUTHORIZED E2E DISTRIBUTORS

Industrial hose applications become more demanding every day. New rubber compounds, higher working pressures and temperatures, stricter environmental and safety regulations – all make hose and coupling selection a challenge. The traditional industry practice of mixing and matching hoses and fittings from different manufacturers carries greater risk than ever. Poor quality or incorrectly fabricated hose assemblies cause equipment damage, lost productivity, personal injury, or worse.

GATES E2E (END-TO-END) ENGINEERED SYSTEM AND DISTRIBUTOR PARTNERSHIP

To mitigate risk and improve the reliability of industrial hose products, Gates developed its E2E integrated system of hoses and fittings and a partnership with specially qualified fabricators. Gates E2E system includes highly engineered, application-specific industrial hoses, fittings designed to match, and precise assembly procedures with up-to-the-minute Gates crimp specifications.

Gates Authorized E2E Distributors are uniquely qualified to implement Gates E2E system. Their personnel have been trained and certified at the Gates Customer Solutions Center. In addition, they adhere to hose assembly guidelines established by NAHAD (The Association for Hose and Accessories Distribution).

TESTING AND CERTIFICATION

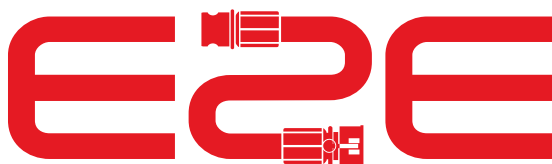
To ensure crimp integrity and reliability, all assemblies are tested to the rated proof pressure of the hose and accompanied by test certificates. Additional hydrostatic testing or electrical conductivity testing may be carried out as required. Testing is done in accordance with ARPM (Association for Rubber Products Manufacturers) recommended methods.

WE'VE GOT YOU COVERED

You can rest easy when your hose assemblies are provided by a Gates Authorized E2E Distributor.

Distributors and their customers alike can maximize the value of their Gates industrial hose assemblies and create safer, more productive working environments by following the principles detailed in Gates comprehensive Crimp Data Manual and The Gates Safety Guide – An Inspection and Preventive Maintenance Program for Industrial Hose.

For more information on Gates industrial hose systems visit gates.com/ih



GATES SAFETY TRAINING

SAFETY CONNECTIONSSM

Gates Corporation powers progress by providing quality products and expert support to help you increase production, avoid downtime and decrease maintenance. Gates continues to lead the industry with product innovations and unmatched engineering support to improve fluid power conveyance efficiency, reliability, and economy.



PROPER INSTALLATION + PREVENTIVE MAINTENANCE PROCEDURES

Improve workplace safety, reduce downtime, and increase production.

There are several valid reasons to begin a preventive maintenance program. Costly emergency repairs, production downtime and worker safety are just a few. Safety Connections training provides in-depth guidance to avoid these issues to improve industrial hose performance. Ideal for facility personnel responsible for industrial hose management, the Gates Safety Connections program covers the following topics:

- Industrial Hose Overview
- Proper Hose Application
- Industrial Hose Inspections
- Handling + Maintenance
- Cleaning + Storage
- Industrial Hose for Specialty Applications
- Troubleshooting

SAFE HYDRAULICSTM

Preventive maintenance is especially important with hydraulic products. The high pressures and temperatures associated with hydraulics make hose and fitting maintenance, as well as selection, critical. If done correctly, the risk of injury and/or excessive, costly downtime decreases significantly. In addition, there is a growing awareness regarding costs associated with cleaning up a hydraulic spill (EPA). Combining top-quality Gates products with a regular preventive maintenance program will keep your equipment operating at maximum efficiency.



Combining top-quality Gates products with a regular preventive maintenance program will keep your equipment operating at maximum efficiency.




To schedule an onsite safety survey or safety class on Gates Safe Hydraulics & Gates Safety Connections or to request a safety audit visit GatesSafety.com.





CERTIFICATIONS & STANDARDS





WHERE TO BUY

To find an Authorized Industrial Distributor Near You go to [gates.com/where-to-buy](https://www.gates.com/where-to-buy)



Authorized End-to-End Distributors specialize in offering crimped, factory-quality industrial hose assemblies that deliver unmatched performance, reliability and safety.



AUTHORIZED GATES SERVICE CENTERS

Authorized Gates Service Centers are specially designed to accommodate walk-in or over-the-counter sales of Gates industrial hose and hydraulic products.



ENGINEERING & SERVICES

Gates Engineering & Services Specializing in Oil Field Applications.
361.289.4800
crp.sales@gates.com

For worldwide locations go to [gates.com/where-to-buy](https://www.gates.com/where-to-buy)



Gates Black Gold Distributors specialize in servicing the oil & gas industry with custom-made, API-certified rotary, cementing, choke & kill, and BOP hose assemblies.



Gates Authorized Drive Originator Distributors demonstrate design, installation and application expertise for Gates Poly Chain® Carbon™ Drive Systems in industrial applications.



INDUSTRIAL HOSE CRIMPERS

GC™ 96 TSI-3™ CRIMPER



The GC96TSI-3 crimper is capable of crimping 3" six-wire and up to 6" I.D. industrial hose. This crimper allows distributors to make reliable and professional looking assemblies providing more value to the end user. The large crimper head allows industrial hose assemblies to be made with a variety of terminations using crimpable ferrules and sleeves. The GC96TSI crimper has additional versatility since in conjunction with optional spacer dies and GC32 dies; it can make Gates hydraulic hose assemblies also.

FEATURES:

- Electronic touch screen control panel for fast input of crimper settings
- Horizontal front-end feed makes crimping easier and convenient
- 550-ton force that allows crimping of a wide variety of couplings
- 2 speed die closure and rapid retract permit fast assembly fabrication
- Full range die sets that enable production of a wide range of hose assemblies
- 3" six-wire and 6" industrial

CRIMPER	PRODUCT NO	WEIGHT (LBS)
GC96 TSi-3 - Includes Foot Pedal and Lifting Rope	7480-9003	1380

DIES AND ACCESSORIES	PRODUCT NO	WEIGHT (LBS)
Quick Change Tool	7482-7104	5.5
Die Racks (2) holds the dies (hydraulic dies only); stand or wall mount	7480-7003	48.4
GC32-XD/TSI GC96 Stand	7480-7002	138
GC96 Spacer Dies with box (for crimping with GC32-XD dies)	7482-9600	39.3
Die Set - 96-610 with box (Min. Crimp O.D. 3.54"; Max. ferrule O.D. 4.63")	7482-9610	48.45
Die Set - 96-611 with box (Min. Crimp O.D. 4.25"; Max. ferrule O.D. 5.33")	7482-9611	43.1
Die Set - 96-612 with box (Min. Crimp O.D. 4.92"; Max. ferrule O.D. 6.00")	7482-9612	41.9
Die Set - 96-613 with box (Min. Crimp O.D. 5.43"; Max. ferrule O.D. 6.52")	7482-9613	47.1
Die Set - 96-614 with box (Min. Crimp O.D. 6.34"; Max. ferrule O.D. 7.42")	7482-9614	32.15

NOTE: For replacement parts, see GC96 TSi Operating Manual. 96-610 Dies required for calibration.



GC32 TSI™ CRIMPER

PRODUCT NO. 7480-7004

The GC32TSi is offered in 220V single phase. The first smart crimper featuring an intuitive touch screen easily makes hydraulic assemblies from Gates entire hose and coupling product line. The crimper features adjustable retract plus a quick change tool for easy die loading. Gates eCrimp™ data provides up-to-date crimping specs.



SC32™ CRIMPER

PRODUCT NO. 7480-0070 220V
PRODUCT NO. 7480-0071 110V

The SC32 crimper is offered in 110V and 220V single phase versions to match the power supply in your shop. It features the use of the PC707 dies up to 1-1/4". This rugged crimper is designed to cover your shop and counter needs up to 2", 6-spiral.



POWER CRIMP™ 707

PRODUCT NO. 7480-0043 (NO DIES)
PRODUCT NO. 7480-0049 (W/BRACKETS)

The toughest part of using the PC707 is pushing a button. With this precise yet simple crimper, it takes just a few seconds to make factory-quality hose assemblies. It was the first crimper with an electronic digital readout to indicate gauge settings.



MOBILECRIMP™ 4-20

PRODUCT NO. 7480-0051

Gates first portable crimper is designed to meet every crimping and application need—anywhere. Easy to use and versatile, the MC4-20 features a digital dial control for accurate crimps. The crimper with stand weighs only 78 pounds.



GC20 CORTEX™

PRODUCT NO. 7480-7009

Gates GC20 with Gates Cortex™ Intelligence is the latest innovation in smart crimper technology. With access to live updates on eCrimp content and new product crimp specifications, GC20 Cortex takes the guesswork out of hydraulic assembly fabrication. The intuitive touchscreen controls reduce assembly time regardless of hose assembly experience and offers on-board training for new operators. At Gates, we design hydraulic hose crimper solutions to be smart and versatile for ultimate operational efficiency in the factory and the field - because every minute counts when you're on the clock.



GC16XD™ MINI CRIMPER

PRODUCT NO. 7480-7006


Crimping at remote job sites requires a durable yet user-friendly crimper. Weighing only 52 pounds, this crimper can be used anywhere. The Gates Mini Crimper and pump combine the performance and speed of a powered pump with the convenience of a hand pump.



GC32FLEX™ TSi

PRODUCT NO. 7480-0013

The Gates GC32Flex TSi with integrated two-stage power unit enables precision crimping for all Gates production hoses up to 2". The machine is operated from a command interface which connects to a controller via Bluetooth. This enables efficient hose assembly selection with seamless machine operation. The Precision contactless digital position sensor ensures the GC32Flex TSi can achieve accurate and consistent hose assemblies at effective speeds.



eCrimp

CRIMP WITH THE PRECISION OF GATES


QUICKLY FIND HOSE AND HYDRAULIC CRIMP SPECIFICATIONS

Gates eCrimp database allows Gates end users and distributors to find and print the most up-to-date crimp specifications for Gates hydraulic and industrial hose products. It provides crimping instructions, crimp diameter, maintenance and troubleshooting information for the complete line up of Gates Crimper's.

eCrimp:

- Reduces downtime with hose assembly guides
- Eliminates potential dangers of an improperly crimped hose
- Quickly and easily finds exact crimping specifications from your browser
- Is the on-board database for electronically controlled crimper's
- Allows you to create custom reports around the products which you use most

Go to gates.com/ecrimp or download eCrimp mobile app.



**CHECK OUT OUR
CRIMPER ROI
CALCULATOR AT**
[GATES.COM/ROICALCULATOR](https://gates.com/roicalculator)

DEFINITIONS & ABBREVIATIONS

API Thread - American Petroleum Institute Thread.

Conductive - Rubber designed to transmit electrical current; conducting static electricity.

Coupling - A device used to attach a hose to a fitting or other hose in a secure, leakproof manner. There are two primary types.

Permanent - A coupling that is applied to the hose with crimping or swaging dies and cannot be easily removed. It is referred to as a “one-time coupling.”

Reusable - A coupling that can be used more than once. It can be applied to or removed from a hose with the use of simple tools.

Coupling Joint - This leak proof connection is achieved by fastening together the mating surfaces of two couplings. The leak proof seal is obtained by any one of these methods:

1. Washer seal
2. Mechanical seal
3. Thread seal

Ferrule - The external part of the coupling which serves to hold the insert to the hose.

GHT - Garden Hose Thread. See Pipe Thread Usage for compatibility.

Helix - Reinforcement formed by spiraling a wire or plastic rod around the cylindrical body of hose—usually to resist collapse or improve minimum bend radius.

I.D. - Abbreviation for Inside Diameter.

Insert - That part of the coupling which fits into the I.D. of the hose, which often has a threaded end, also called stem or nipple.

IPT - Iron Pipe Thread. A general term applying to all pipe threads. See Pipe Thread Usage page.

MBR - Abbreviation for Minimum Bend Radius. It's the smallest radius, in inches, around which a hose can be bent without overstressing components, collapsing the hose wall and without substantially reducing fluid flow.

NPSH - American Standard Straight Pipe Thread for hose couplings and nipples.

NPSM - American Standard Straight Pipe Thread—Common name, straight pipe thread for mechanical joints.

NPT - American Standard Taper Pipe Thread—Common name, tapered pipe thread.

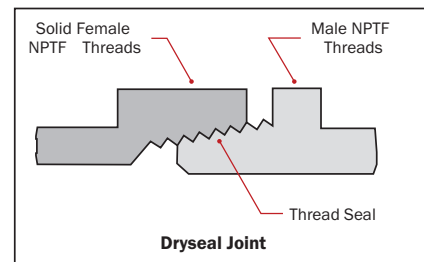
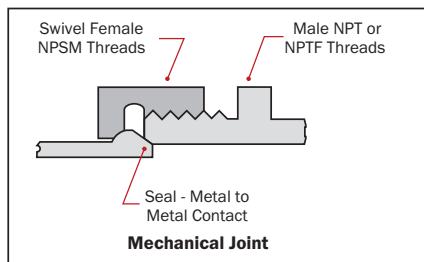
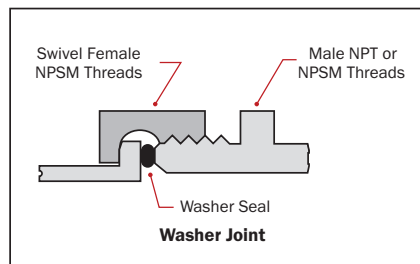
NPTF - American Standard Dryseal Pipe Thread—Common name, dryseal for pressure type joints without sealer.

O.D. - Abbreviation for Outside Diameter.

Resistant - Rubber designed to prevent transmission of electrical current; nonconductive.

Shank - That part of the coupling which fits into the I.D. of the hose.

CHART NO.1
Coupling Joints





SELECTION OF HOSES & COUPLINGS



PRECAUTIONARY NOTES

There are many types of industrial hoses – all designed for a particular application or several related applications. When hoses are mated with the proper couplings and used in the correct application, hose assemblies will give long, trouble-free service.

This catalog is designed to make certain that you obtain long service life by:

- Helping you select the proper hose and coupling from among the many types available
- Giving you suggestions on how to take reasonable care of the hose assembly and maintain it for maximum service life

Reference the STAMPED guide for proper hose selection. Select one of the recommended couplings from the hose coupling information section. Couplings are recommended in each individual Hose Specification Section.

Provide for proper care and maintenance of the assembly. Certain critical applications require the use of just one specific hose or group of hoses. **DO NOT SUBSTITUTE.**

CRITICAL APPLICATION	RECOMMENDED GATES HOSES
Steam	Select a hose that meets the application requirements from Steam Hose Section only.
LP Gas	Fuel Master LP350
Corrosive Chemicals (Acids–Bases)	Select a hose that meets the application requirements from Chem Master Hose Section only.
Edible Products	Select a hose that meets application requirements from Beverage and Food Hoses. Hose must have FDA tube stock.

SPECIAL HOSES ARE AVAILABLE. Gates can furnish special hoses for specific applications. For information, contact your local field representative – furnishing complete details of hose application.

Rubber hoses are used basically to convey material. They are used for a variety of reasons, but principally for:

- Flexibility; allows for changes in alignment, hookup or outlet
- Absorbing vibration
- Resistance to corrosive fluids
- Resistance to abrasion
- Providing a closed system

In applying any product, the more you know about the application, the better the product you choose to meet the needs of the application. This is particularly true with hose because of the many variables involved.

Each type of hose and coupling is designed to give satisfactory, safe service life for a particular application. To obtain this service life, the user should:

- Select the proper hose and couplings for the application
- Take reasonable care of the hose assembly while it is in service
- Maintain the hose assembly in good working condition
- Observe all applicable safety regulations

If a hose assembly was incorrectly selected to solve an application problem, there is very little that care and maintenance can do to prolong its service life. It's very simple: hoses will fail soon regardless of the care and maintenance provided if they are misapplied.

When designing a system with rubber hose, engineering principles regarding materials always apply. Take advantage of the outstanding characteristics of rubber materials listed on the Characteristics and Resistance Information for Hose Tube and Cover Compounds page and avoid those conditions that shorten hose life. Some of these conditions are:

- Exposure to higher-than-rated temperatures
- Exposure to severe external abuse such as kinking, pulling, excessive bending
- Exposure to corrosive fluids to which hose has little resistance
- Subjecting hose to higher than rated working pressure/high surge pressure

The process of selecting hoses from Industrial Hose Products #39496-000 or the following Data Pages usually is resolved in one of two ways:

- Making the optimum choice from several possible selections for an application
- Making the only choice, which satisfies all the requirements of a somewhat special application; i.e., transfer of LP Gas

Hoses are versatile, and it's often possible to use one type of hose for several different applications. However, certain specific applications are critical and/or hazardous, and the only type of hose used should be the one Gates recommends for that application. Some of the critical or hazardous applications involving hoses are:

- Steam
- Liquid Petroleum Gas (LPG)
- Corrosive chemicals
- Air Drill operation

Refer to the product description pages in this catalog for details of hoses used in these applications.

The hoses listed in this Hose Finder may be found in one or more additional Gates catalogs or Market Specifications publications.

The Hose Finder section of this catalog is intended to give you a reference for quickly locating standard line hoses for a given application. Hoses are listed by size (I.D.) and rated working pressure. Pertinent specification information is also provided for each hose.



SELECTION OF HOSES & COUPLINGS

Proper hose selection is the first step in preventive maintenance. Selecting the best product for the application will allow you to obtain the maximum life expectancy from the product for the most value.

When selecting the correct hose, use the acronym **STAMPED** as your guide to defining critical and important characteristics:

S - Size	<ul style="list-style-type: none"> ▪ I.D. (inside diameter) and O.D. (outside diameter) ▪ Length ▪ Flow rate requirements (GPM for liquids; CFM for gases)
T - Temperature	<ul style="list-style-type: none"> ▪ Consider ambient and internal temperatures as well as temperature impact on the material being conveyed ▪ Minimum and Maximum °F and °C
A - Application	<ul style="list-style-type: none"> ▪ How will the hose be used? ▪ How often will the hose be used (continuous, intermittent, seldom)? ▪ What are the environmental conditions? ▪ Special hose construction needs (crush resistant)? ▪ Conductivity requirements (non-conductive, static conductive, static dissipating)? ▪ Government or industry standard requirements?
M - Material Being Conveyed	<ul style="list-style-type: none"> ▪ Chemical name(s), concentration (%), temperature, and state – liquid, solid or gas ▪ Food, pharmaceuticals, cosmetics
P - Pressure	<ul style="list-style-type: none"> ▪ What is the working pressure? ▪ What is the maximum surge pressure? ▪ Is there a vacuum?
E - End Requirements	<ul style="list-style-type: none"> ▪ What type of terminations? (Straight, male, etc.)
D - Delivery	<ul style="list-style-type: none"> ▪ Identify how many items and when they need to be supplied. <ul style="list-style-type: none"> • Distributors – Call customer service • End Users – Call distributors ▪ Are there any special packaging or branding requirements?

ARPM TOLERANCES

1. STEEL MANDREL HAND BUILT HOSE-WIRE AND NON-WIRE REINFORCED

HOSE I.D.		I.D.		O.D.	
mm	inch	mm	inch	mm	inch
Up through 19	Up through 3/4	±0.8	±0.031	±0.8	±0.031
Over 19 through 51	Over 3/4 through 2	±0.8	±0.031	±2.4	±0.094
Over 51 through 76	Over 2 through 3	±1.6	±0.063	±2.4	±0.094
Over 76 through 203	Over 3 through 8	+1.6 / -3.2	+0.063 / -0.125	±3.2	±0.125
Over 203 through 304	Over 8 through 12	±3.2	±0.125	±4.8	±0.188
Over 304	Over 12	+3.2 / -6.4	+0.125 / -0.250	±6.4	±0.250
Enlarged Ends (All Sizes)		Same as Hose I.D.		Same as Hose I.D.	

NOTE: The O.D. tolerances do not apply to corrugated or convoluted hose. Metric (mm) dimensions are preferred.

2. NON-MANDREL VERTICAL BRAID AND SPIRAL HOSE

SIZE (In.)	I.D. (In.)	O.D. (In.)
3/16	± .025	± .031
1/4 through 3/4	± .031	± .031
1	± .047	± .047
1-1/4 through 1-1/2	± .063	± .063

3. FLEXIBLE MANDREL HORIZONTAL BRAID HOSE

SIZE (In.)	I.D. (In.)	O.D. (In.)
1/4, 5/16, 3/8	± .016	± .031
1/2, 5/8, 3/4	± .023	± .031
1	± .028	± .031
1-1/4, 1-1/2	± .031	± .063
2	+ .031	+ .063
2-1/2	± .039	± .063
3, 3+1/2, 4	± .063	± .063

4. SPECIFIED CUT LENGTH OF HOSE*

LENGTH (In.)	TOLERANCE (In.)
12 and under	± .125
Over 12 through 24	± .188
Over 24 through 36	± .250
Over 36 through 48	± .375
Over 48 through 72	± .500
Over 72	± 1%

* Helix wire hoses which can be coiled can appear shorter than the factory cut length. This phenomenon is normal, and the hose(s) will return to the factory cut length upon initial pressurization.

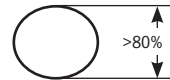
5. MADE-TO-ORDER HOSES WIRE-INSERTED CONSTRUCTION, GATES

LENGTH (In.)	TOLERANCE (In.)
Up to 5	± 1.0
5 to 10	± 1.5
10 to 20	± 2.5
over 20	± 1%

ROUNDNESS

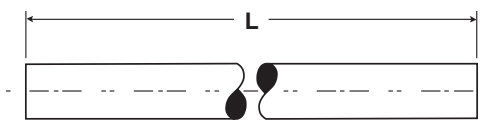
For vertical braid and spiral hose made with non-mandrel process, hoses can be slightly out of round. Using calipers, measure the OD at minimum and maximum diameters.

$$\frac{\text{MIN OD}}{\text{MAX OD}} \times 100 > 80\%$$

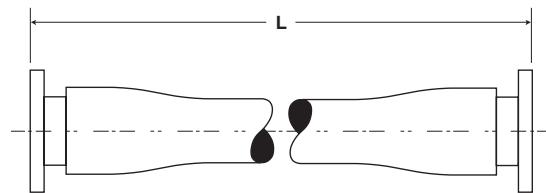


HOW TO MEASURE HOSE LENGTHS AND ASSEMBLIES

Uncoupled



UNCOUPLED



COUPLED OR COUPLED AND FLANGED

Coupled or Coupled and Flanged

Hose or hose assembly lengths ("L") are measured as shown above, unless otherwise specified.



CARE AND MAINTENANCE OF HOSE

(REPRINTED FROM ARPM HOSE HANDBOOK 9TH EDITION)

Hose has a limited life and the user must be alert to signs of impending failure, particularly when the conditions of service include high working pressures and/or the conveyance or containment of hazardous materials. The periodic inspection and testing procedures described here provide a schedule of specific measures which constitute a minimum level of user action to detect signs indicating hose deterioration or loss of performance before conditions leading to malfunction or failure are reached.



SAFETY WARNING: Failure to properly follow the manufacturer's recommended procedures for the care, maintenance and storage of a particular hose might result in its failure to perform in the manner intended and might result in possible damage to property and serious bodily injury.

General instructions are also described for the proper storage of hose to minimize deterioration from exposure to elements or environments which are known to be deleterious to rubber products. Proper storage conditions can enhance and extend substantially the ultimate life of hose products.

GENERAL CARE AND MAINTENANCE OF HOSE

Hose should not be subjected to any form of abuse in service. It should be handled with reasonable care. Hose should not be dragged over sharp or abrasive surfaces unless specifically designed for such service. Care should be taken to protect hose from severe end loads for which the hose or hose assembly were not designed. Hose should be used at or below its rated working pressure; any changes in pressure should be made gradually so as to not subject the hose to excessive surge pressures. Hose should not be kinked or be run over by equipment. In handling large size hose, dollies should be used whenever possible; slings or handling rigs, properly placed, should be used to support heavy hose used in oil suction and discharge service.

GENERAL TEST AND INSPECTION PROCEDURES FOR HOSE

An inspection and hydrostatic test should be made at periodic intervals to determine if a hose is suitable for continued service.

A visual inspection of the hose should be made for loose covers, kinks, bulges or soft spots which might indicate broken or displaced reinforcement. The couplings or fittings should be closely examined, if there is any sign of movement of the hose from the couplings, the hose should be removed from service.

The periodic inspection should include a hydrostatic test for one minute at 150% of the recommended working pressure of the hose. An exception to this would be woven jacketed fire hose*. During the hydrostatic test, the hose should be straight, not coiled or in a kinked position.

Water is the usual test medium, but following the test the hose may be flushed with alcohol to remove traces of moisture. A regular schedule for testing should be followed and inspection records maintained.

SAFETY WARNING: Before conducting any pressure tests on hose, provision must be made to ensure the safety of the personnel performing the tests and to prevent any possible damage to property. Only trained personnel using proper tools and procedures should conduct pressure tests.

* Woven jacket fire hose should be tested in accordance with the service test provisions contained in the current edition of National Fire Protection Association Bulletin No. 1962 - Standard for the Inspection, Care, and Use of Fire Hose, Couplings, and Nozzles and the Service Testing of Fire Hose.

SAFETY WARNING (FOR PRESSURE TESTING)

1. Air or any other compressible gas must never be used as the test media because of the explosive action of the gas, should a failure occur. Such a failure might result in possible damage to property and serious bodily injury.
2. Air should be removed from the hose by bleeding it through an outlet valve while the hose is being filled with the test medium.
3. Hose to be pressure tested must be restrained by placing steel rods or straps close to each end and at approximate 3 m (10 foot) intervals along its length to keep the hose from "whipping" if failure occurs; the steel rods or straps are to be anchored firmly to the test structure but in such a manner that they do not contact the hose which must be free to move.
4. The outlet end of the hose is to be restrained so that a blown-out fitting will be stopped.
5. Provisions must be made to protect testing personnel from the forces of the pressure media if a failure occurs.
6. Testing personnel must never stand in front of, or in back of, the ends of a hose being pressure tested.
7. If liquids such as gasoline, oil, solvent or other hazardous fluids are used as the test fluid, precautions must be taken to protect against fire or other damage should a hose assembly fail and the test liquid be sprayed over the surrounding area.

The Association for Rubber Products Manufacturers has separately published a series of Hose Technical Bulletins describing hoses designed for different applications which detail maintenance, testing and inspection recommendations. Reference should be made to the current ARPM Catalog of Publications, to determine the availability of the latest editions (www.arpminc.com).

PUBLICATION NO.

IP 11-1 Steam Hose

IP 11-2 Anhydrous Ammonia Hose

IP 11-4 Oil Suction and Discharge Hose

CARE AND MAINTENANCE OF HOSE



To increase hose life it is always best to drain hose after each use.

HOSE CLEANING

There are many different methods used to clean hose assemblies. An apron, safety glasses or face shield, rubber boots and gloves should be worn to help protect the person doing the cleaning from potential injury. Some suggested methods for select hoses in this catalog are listed below. Which method to use and how often cleaning should be performed is based on the following:

- Type of hose
- Residual material in the hose
- Cleanliness requirements for the application
- Cleaning facilities available
- Consideration for disposal of the residual material and cleaning solutions(s)
- Requirements for special applications such as foods, pharmaceuticals, etc.

SOLUTION RECOMMENDATIONS

1. Cleaning solutions should be chosen that will dissolve or remove the residual material without damaging the hose assembly.
2. A dilute solution of soap in water can often be sufficient. CAUTION – Some chemicals, such as concentrated acids or bases, can react with water releasing heat and byproducts, and possibly splatter.
3. Consult the MSDS of the material being cleaned to identify potential cleaning solutions.
4. After identifying potential cleaning solutions, check Chemical Resistance Table in this catalog for compatibility with hose tube and cover.
5. Non-compatibility of a cleaning solution can cause damage to the hose.

FLUSHING OR IMMERSING IN A CLEANING BATH

1. Do not exceed the maximum working pressure or temperature for the hose.
2. The cover of the hose should also be washed or wiped to remove any residual material.

STEAM CLEANING

1. Steam cleaning is NOT generally recommended. High temperatures can accelerate aging of a hose and shorten service life.
2. Do not exceed the maximum temperature rating of the hose. Doing so can cause defects such as tube de-lamination (reducing tube to reinforcement adhesion), tube cracking or tube flow leaving thin spots.
3. Never use superheated steam. This will exaggerate the potential damages noted above. Only “open-end” 50 psi steam should be used.
4. If the hose has blockage, remove it before introducing steam.
5. If the steam source has a wand attached, use caution inserting the wand so that physical damage to the hose is not caused. Sharp edges on the wand can cut the tube, and thin spots could occur where the hot wand contacts the tube.

RECOMMENDED CLEANING OF CHEMICAL HOSE

1. Drain the hose after each use.
2. Flush with water or other neutralizing cleaning solution.
3. Properly dispose of drained fluid and cleaning waste.
4. Between uses, store the hose in a clean, dry environment away from sunlight.
5. Avoid cross contamination. Dedicate a hose to handle a specific chemical.

RECOMMENDED CLEANING OF FOOD HOSE

1. Drain the hose after each use.
2. Flush with water or other cleaning solution.
3. Properly dispose of drained material and cleaning waste.
4. Between uses, store the hose in a clean, dry environment away from sunlight.
5. Avoid cross contamination. Dedicate a hose to handle a specific food material.



CARE AND MAINTENANCE OF HOSE

STORAGE

Rubber hose products in storage can be affected adversely by temperature, humidity, ozone, sunlight, oils, solvents, corrosive liquids and fumes, insects, rodents and radioactive materials.

The appropriate method for storing hose depends to a great extent on its size (diameter and length), the quantity to be stored and the way in which it is packaged. Hose should not be piled or stacked to such an extent that the weight of the stack creates distortions on the length stored at the bottom.

Since hose products vary considerably in size, weight and length, it is not practical to establish definite recommendations on this point. Hose having a very light wall will not support as much load as could a hose having a heavier wall or hose having a wire reinforcement. Hose which is shipped in coils or bales should be stored so that the coils are in a horizontal plane.

Whenever feasible, rubber hose products should be stored in their original shipping containers, especially when such containers are wooden crates or cardboard cartons which provide some protection against the deteriorating effects of oils, solvents and corrosive liquids; shipping containers also afford some protection against ozone and sunlight.

Certain rodents and insects will damage rubber hose products and adequate protection from them should be provided.

Cotton jacketed hose should be protected against fungal growths if the hose is to be stored for prolonged periods in humid conditions in excess of 70 percent.

The ideal temperature for the storage of rubber products ranges for 50° to 70°F (10-21°C) with a maximum limit of 100°F (38°C). If stored below 32°F (0°C), some rubber products become stiff and would require warming before being placed in service. Rubber products should not be stored near sources of heat, such as radiators, base heaters, etc., nor should they be stored under conditions of high or low humidity.

To avoid the adverse effects of high ozone concentration, rubber hose products should not be stored near electrical equipment that may generate ozone or be stored for any lengthy period in geographical areas of known high ozone concentration. Hose should not be stored in locations where the ozone level exceeds the National Institute of Occupational Safety and Health's upper limits of 0.10 ppm. Exposure to direct or reflected sunlight – even through windows – should also be avoided. Uncovered hose should not be stored under fluorescent or mercury lamps which generate light waves harmful to rubber.

Storage areas should be relatively cool and dark, and free of dampness and mildew. Items should be stored on a first-in, first-out basis, since even under the best of conditions, an unusually long shelf life could deteriorate certain rubber products.





DECIMAL AND MILLIMETER EQUIVALENTS OF FRACTIONS

FRACTION-DECIMAL CONVERSION CHART					
FRACTION	INCHES	MILLIMETERS	FRACTION	INCHES	MILLIMETERS
1/64	.015625	.3969	33/64	.515625	13.096
1/32	.03125	.7938	17/32	.53125	13.493
3/64	.046875	1.1906	35/64	.546875	13.890
1/16	.0625	1.5875	9/16	.5625	14.287
5/64	.078125	1.9844	37/64	.578125	14.684
3/32	.09375	2.3813	19/32	.59375	15.081
7/64	.109375	2.7781	39/64	.609375	15.478
1/8	.125	3.1750	5/8	.625	15.875
9/64	.140625	3.5719	41/64	.640625	16.271
5/32	.15625	3.9688	21/32	.65625	16.668
11/64	.171875	4.3656	43/64	.671875	17.065
3/16	.1875	4.7625	11/16	.6875	17.462
13/64	.203125	5.1594	45/64	.703125	17.859
7/32	.21875	5.5563	23/32	.71875	18.256
15/64	.234375	5.9531	47/64	.734375	18.653
1/4	.250	6.3500	3/4	.750	19.050
17/64	.265625	6.7469	49/64	.765625	19.447
9/32	.28125	7.1438	25/32	.78125	19.843
19/64	.296875	7.5406	51/64	.796875	20.240
5/16	.3125	7.9375	13/16	.8125	20.6375
21/64	.328125	8.3344	53/64	.828125	21.0345
11/32	.34375	8.7313	27/32	.84375	21.431
23/64	.359375	9.1282	55/64	.859375	21.8282
3/8	.375	9.5250	7/8	.875	22.2251
25/64	.390625	9.9219	57/64	.890625	22.6220
13/32	.40625	10.3188	29/32	.90625	23.0188
27/64	.421875	10.7157	59/64	.921875	23.4157
7/16	.4375	11.1125	15/16	.9375	23.8126
29/64	.453125	11.5094	61/64	.953125	24.2095
15/32	.46875	11.9063	31/32	.96875	24.6063
31/64	.484375	12.3032	63/64	.984375	25.0032
1/2	.500	12.7001	1	1.000	25.4001



GATES ENGINEERING & SERVICES

Gates delivers premium Engineering & Services to decrease downtime, increase safety for the oil & gas market, and foster risk management. It only takes one hose-related incident on a rig to shut down your entire operation. Gates E&S is dedicated to providing world-class products and support services to minimize downtime.

INSPECTION, MAINTENANCE AND REVALIDATION

- Assembly preparation
- Hose Identification and Specifications
- External preparation
- External and Internal Cleaning
- Internal Borescopes Inspection
- External Inspection
- Hydrostatic Pressure Test
- Minor external repairs if applicable
- Prepare/Package for transport
- Comprehensive report and test cert generated with each assembly


Gates combines material science and process engineering to create innovative products and services to prolong performance, reliability, and asset optimization. Gates IMR Services can mitigate excessive costs related to flexible hose assembly failures and avoid unnecessary downtime. Let Gates keep you up and running.

PRODUCTS AND SERVICES FOR CRITICAL APPLICATIONS

- Hydraulic, Industrial, and Rotary Hoses rated up to 15,000 psi working pressure
- Rig-Site Survey where a Gates hose specialist performs a full, onsite risk assessment of your FHA
- Large Bore API 7K and API 16C monogrammed assemblies for critical applications



POTENTIAL CONSEQUENCES OF HOSE NEGLIGENCE



DOWNTIME AND LOSS OF PRODUCTION



ENDANGERMENT OF WORKERS



ENVIRONMENTAL SPILLS AND CLEAN-UP COSTS



EQUIPMENT REPLACEMENT COSTS



AGRICULTURE

AIR BREATHING

AIR DUCT

AIR AND MULTI-PURPOSE

CHEMICAL

FOOD AND BEVERAGE

ENGINE AND MARINE

MATERIAL HANDLING

MINING

OILFIELD

PETROLEUM

PRESSURE WASH AND WASHDOWN

STEAM

WATER

CLAMPS

COUPLINGS AND FERRULES

HOSE FINDER

CHEMICAL RESISTANCE TABLE

Ag Master™ Spray 600

Formerly - Thermo AG™ 570



Color	Hose I.D.		Hose O.D.		Max. W.P.*		Vac.*	MBR	Wt. Per ft	Length	Std. Pack	Pkg Code	Gates Item No.
	(in)	(mm)	(in)	(mm)	(psi)	(Bar)	(In. Hg)	(in)	(Lbs.)	(ft)			
Yellow	3/8	9.5	.67	17.0	600	41.4	25.0	4.0	.12	300	PLT	T	4465-1701
Yellow	3/8	9.5	.67	17.0	600	41.4	25.0	4.0	.12	400	PLT	T	4465-1702
Yellow	1/2	12.7	.81	20.6	600	41.4	25.0	5.0	.17	300	PLT	T	4465-1704
Yellow	1/2	12.7	.81	20.6	600	41.4	25.0	5.0	.17	400	PLT	T	4465-1705
Yellow	3/4	19.1	1.08	27.4	600	41.4	25.0	6.0	.27	300	PLT	T	4465-1706

NOTE: * Working Pressure and Vacuum at +72°F (+22°C).

RECOMMENDED FOR: Spraying lawns, trees and similar applications with diluted solutions of water and oil-based pesticides and herbicides.

CAUTION: For pesticides or herbicides containing more than 2% Toluene or Xylene, use Gates Chem Master™ Paint Spray. Maximum temperature dependent on pesticide, herbicide or chemicals conveyed. For temperatures above +120°F (+49°C), contact Denver Product Application (303) 744-5070.

TEMPERATURE: -10°F to +130°F (-23°C to +55°C).

CONSTRUCTION: **Tube:** [Type G \(PVC\), Yellow.](#)
Reinforcement: Synthetic textile.
Cover: [Type G \(PVC\), Yellow, Striated.](#)
Design Factor: 3:1

COUPLINGS: [8, 14](#) or [15, 21](#) (multiple clamps required), [48, 72](#) Gates Power Crimp™ or [75](#) Gates GLX™ couplings. Reference the Hose Coupling Section.



Ag Master™ Spray 800
Formerly - Thermo AG™ 800



Color	Hose I.D.		Hose O.D.		Max. W.P.*		Vac.*	MBR	Wt. Per ft	Length	Std. Pack	Pkg Code	Gates Item No.
	(in)	(mm)	(in)	(mm)	(psi)	(Bar)	(In. Hg)	(in)	(Lbs.)	(ft)			
Green	3/8	9.5	.69	17.5	800	55.2	25.0	4.0	.14	300	PLT	T	4465-1361
Green	3/8	9.5	.69	17.5	800	55.2	25.0	4.0	.14	400	PLT	T	4465-1362
Green	1/2	12.7	.84	21.3	800	55.2	25.0	5.0	.18	300	PLT	T	4465-1371
Green	1/2	12.7	.84	21.3	800	55.2	25.0	5.0	.18	400	PLT	T	4465-1372
Green	3/4	19.1	1.14	29.0	800	55.2	25.0	6.0	.30	300	PLT	T	4465-1381
Green	3/4	19.1	1.14	29.0	800	55.2	25.0	6.0	.30	400	PLT	T	4465-1382

NOTE: * Working Pressure and Vacuum at +72°F (+22°C).

RECOMMENDED FOR: Spraying lawns, trees and similar applications with diluted solutions of water and oil-based pesticides and herbicides.

CAUTION: For pesticides or herbicides containing more than 2% Toluene or Xylene, use Gates Chem Master™ Paint Spray. Maximum temperature dependent on pesticide, herbicide or chemicals conveyed. For temperatures above +120°F (+49°C), contact Denver Product Application (303) 744-5070.

TEMPERATURE: -10°F to +130°F (-23°C to +55°C).

CONSTRUCTION: **Tube:** [Type G \(PVC\). Green.](#)
Reinforcement: Synthetic textile.
Cover: [Type G \(PVC\). Green. Striated.](#)
Design Factor: 3:1

COUPLINGS: [8, 14](#) or [15, 21](#) (multiple clamps required), [48, 72](#) Gates Power Crimp™, [75](#) Gates GLX™ or [82](#) Gates SS couplings. Reference the Hose Coupling Section.

- AGRICULTURE
- AIR BREATHING
- AIR DUCT
- AIR AND MULTI-PURPOSE
- CHEMICAL
- FOOD AND BEVERAGE
- ENGINE AND MARINE
- MATERIAL HANDLING
- MINING
- OILFIELD
- PETROLEUM
- PRESSURE WASH AND WASHDOWN
- STEAM
- WATER
- CLAMPS
- COUPLINGS AND FERRULES
- HOSE FINDER
- CHEMICAL RESISTANCE TABLE



AGRICULTURE

Ag Master™ (200-250)



AIR BREATHING

AIR DUCT

AIR AND MULTI-PURPOSE

CHEMICAL

FOOD AND BEVERAGE

ENGINE AND MARINE

MATERIAL HANDLING

MINING

OILFIELD

PETROLEUM

PRESSURE WASH AND WASHDOWN

STEAM

WATER

CLAMPS

COUPLINGS AND FERRULES

HOSE FINDER

CHEMICAL RESISTANCE TABLE

Color	Hose I.D.		Hose O.D.		Max. W.P.		Vac.	MBR	Wt. Per ft	Length	Std. Pack	Pkg Code	Gates Item No.
	(in)	(mm)	(in)	(mm)	(psi)	(Bar)	(In. Hg)	(in)	(Lbs.)	(ft)			
Black	1/4	6.4	.50	12.7	200	13.8	30.0	3.0	.09	600	REEL	J	3204-1079
Black	3/8	9.5	.66	16.8	200	13.8	30.0	3.0	.15	600	REEL	J	3204-1080
Black	1/2	12.7	.81	20.6	200	13.8	30.0	5.0	.19	600	REEL	J	3204-1081
Black	5/8	15.9	.97	24.6	200	13.8	30.0	6.0	.26	600	REEL	J	3204-1082
Black	3/4	19.1	1.15	29.2	200	13.8	30.0	6.0	.32	600	REEL	J	3204-1083
Black	1	25.4	1.40	35.6	200	13.8	30.0	8.0	.44	350	REEL	XX	3204-1084
Black	1 1/4	31.8	1.73	43.9	250	17.2	30.0	10.0	.68	300	REEL	XX	3204-1085
Black	1 1/2	38.1	1.98	50.3	250	17.2	30.0	12.0	.79	250	REEL	XX	3204-1086

NOTE: Pressure ratings can only be obtained with proper coupling procedures.

RECOMMENDED FOR: Designed for agricultural spraying applications, such as dilute solutions of herbicides and fertilizers. Can also be used for air and water applications requiring maximum flexibility in the agriculture industry. Outstanding resistance to heat and ozone.

TEMPERATURE: -40°F to +200°F (-40°C to +93°C) continuous service.

CONSTRUCTION:
Tube: [Type P \(EPDM\). Black.](#)
Reinforcement: Synthetic textile.
Cover: [Type P \(EPDM\). Black. All sizes through 1/2" are perforated.](#)

COUPLINGS: [19](#) (up through 1/2" only), [1, 3](#) or [4](#), (up through 1/2" with [20](#) brass ferrules, up through 1" with bands), or [75](#) Gates GLX™. Reference the Hose Coupling Section.

STANDARDS:
Tube: ARPM (Class C) Limited oil-resistance.
Cover: ARPM (Class C) Limited oil-resistance.



Ag Master™ Solution 150SD



Color	Hose I.D.		Hose O.D.		Max. W.P.		Vac.	MBR	Wt. Per ft	Length	Std. Pack	Pkg Code	Gates Item No.
	(in)	(mm)	(in)	(mm)	(psi)	(Bar)	(In. Hg)	(in)	(Lbs.)	(ft)			
Black	1 1/4	31.8	1.61	40.9	150	10.3	30.0	5.0	.53	100	PLT	T	4686-0068
Black	1 1/2	38.1	1.86	47.2	150	10.3	30.0	6.0	.60	100	PLT	T	4686-0069
Black	2	50.8	2.36	59.9	150	10.3	30.0	8.0	.79	100	PLT	T	4686-0071
Black	2 1/2	63.5	2.96	75.2	150	10.3	30.0	10.0	1.38	100	PLT	T	4686-0070
Black	3	76.2	3.54	89.9	150	10.3	30.0	14.0	1.82	100	PLT	T	4686-0072
Black	4	101.6	4.54	115.3	150	10.3	30.0	18.0	2.55	100	PLT	T	4686-0073

RECOMMENDED FOR: Medium to light-duty water suction/discharge for agricultural, construction and industrial applications. The EPDM tube is specially compounded to handle mild chemicals and a variety of solutions including Lasso*, Lasso II* and Freedom*. (*Registered Trademarks of Monsanto)

TEMPERATURE: -40°F to +180°F (-40°C to +82°C).

CONSTRUCTION: **Tube:** [Type P \(EPDM\), Black.](#)
Reinforcement: Multiple plies, synthetic textile, dual steel wire helix.
Cover: [Type P \(EPDM\), Black with green stripe.](#)
Design Factor: 3:1


COUPLINGS: [5](#), [6](#), [7](#), [8](#), [49](#) or [78](#) all sizes. Reference the Hose Coupling Section.

- AGRICULTURE
- AIR BREATHING
- AIR DUCT
- AIR AND MULTI-PURPOSE
- CHEMICAL
- FOOD AND BEVERAGE
- ENGINE AND MARINE
- MATERIAL HANDLING
- MINING
- OILFIELD
- PETROLEUM
- PRESSURE WASH AND WASHDOWN
- STEAM
- WATER
- CLAMPS
- COUPLINGS AND FERRULES
- HOSE FINDER
- CHEMICAL RESISTANCE TABLE



AGRICULTURE

Ag Master™ PVC XTreme™ (90-100) SD



AIR BREATHING

AIR DUCT

AIR AND MULTI-PURPOSE

CHEMICAL

FOOD AND BEVERAGE

ENGINE AND MARINE

MATERIAL HANDLING

MINING

OILFIELD

PETROLEUM

PRESSURE WASH AND WASHDOWN

STEAM

WATER

CLAMPS

COUPLINGS AND FERRULES

HOSE FINDER

CHEMICAL RESISTANCE TABLE

Color	Hose I.D.		Hose O.D.		Max. W.P.*		Vac.*	MBR	Wt. Per ft	Length	Std. Pack	Pkg Code	Gates Item No.
	(in)	(mm)	(in)	(mm)	(psi)	(Bar)	(In. Hg)	(in)	(Lbs.)	(ft)			
Black	1 1/4	31.8	1.75	44.5	100	6.9	30.0	3.0	.45	100	PLT	T	7744-1500
Black	1 1/2	38.1	1.97	50.0	100	6.9	30.0	3.0	.50	100	PLT	T	7744-1501
Black	2	50.8	2.54	64.5	100	6.9	30.0	5.0	.73	100	PLT	T	7744-1502
Black	3	76.2	3.64	92.5	90	6.2	30.0	7.0	1.25	100	PLT	T	7744-1503

NOTE: * Working Pressure and Vacuum at +72°F (+22°C).

RECOMMENDED FOR: Heavy-duty suction and discharge of liquids in the construction, rental, and agricultural industries. Excellent for agricultural chemicals, liquid fertilizers, and dewatering. Rated for both suction and discharge.

TEMPERATURE: -40°F to +140°F (-40°C to +66°C) continuous service.


CONSTRUCTION:
Tube: [Type P \(EPDM\). Black with polyethylene helix.](#)
Reinforcement: Braided, synthetic textile, rigid thermoplastic helix.
Cover: [Type P \(EPDM\). Black with polyethylene helix.](#)

COUPLINGS: [1](#), [6](#), [7](#), [49](#) or [78](#). Reference the Hose Coupling Section.



Ag Master™ PVC Solution (35-80) SD

Formerly - Master-Flex™ 300 EPDM



Color	Hose I.D.		Hose O.D.		Max. W.P.*		Vac.*	MBR	Wt. Per ft	Length	Std. Pack	Pkg Code	Gates Item No.
	(in)	(mm)	(in)	(mm)	(psi)	(Bar)	(In. Hg)	(in)	(Lbs.)	(ft)			
Black	1	25.4	1.34	34.0	80	5.5	28.0	4.0	.23	100	PLT	T	7744-5201
Black	1 1/4	31.8	1.61	40.9	70	4.8	28.0	5.0	.30	100	PLT	T	7744-5202
Black	1 1/2	38.1	1.96	49.8	60	4.1	28.0	6.0	.49	100	PLT	T	7744-5203
Black	2	50.8	2.49	63.2	60	4.1	28.0	9.0	.69	100	PLT	T	7744-5204
Black	2 1/2	63.5	3.00	76.2	50	3.4	28.0	11.0	.91	100	PLT	T	7744-5205
Black	3	76.2	3.60	91.4	50	3.4	28.0	12.0	1.10	100	PLT	T	7744-5206
Black	4	101.6	4.69	119.1	45	3.1	28.0	17.0	1.80	100	PLT	T	7744-5207
Black	6	152.4	6.86	174.2	35	2.4	28.0	27.0	3.10	100	PLT	T	7744-5208

NOTE: * Working Pressure and Vacuum at +72°F (+22°C).

RECOMMENDED FOR: Suction and discharge applications where lightweight, flexible hose is needed for transferring mild diluted chemicals and agricultural spray and fertilizer applications. Good for septic service and transferring light abrasives. Reference Gates Chemical Resistance Table.

TEMPERATURE: -30°F to +140°F (-34°C to +60°C) continuous service.

CONSTRUCTION: **Tube:** [Type P \(EPDM\). Black.](#)
Reinforcement: Rigid thermoplastic helix.
Cover: [Type G \(PVC\). Black with green helix. Corrugated.](#)
Design Factor: 3:1

COUPLINGS: [1](#), [6](#), [7](#), [49](#) or [78](#). Reference the Hose Coupling Section.


STANDARDS: **Tube:** ARPM (Class B) Medium oil-resistance.

- AGRICULTURE
- AIR BREATHING
- AIR DUCT
- AIR AND MULTI-PURPOSE
- CHEMICAL
- FOOD AND BEVERAGE
- ENGINE AND MARINE
- MATERIAL HANDLING
- MINING
- OILFIELD
- PETROLEUM
- PRESSURE WASH AND WASHDOWN
- STEAM
- WATER
- CLAMPS
- COUPLINGS AND FERRULES
- HOSE FINDER
- CHEMICAL RESISTANCE TABLE



Ag Master™ PVC Solution (30-90) SD Clear

Formerly - Master-Flex™ 101CL



Smooth Cover

Color	Hose I.D.		Hose O.D.		Max. W.P.*		Vac.*	MBR	Wt. Per ft	Length	Std. Pack	Pkg Code	Gates Item No.
	(in)	(mm)	(in)	(mm)	(psi)	(Bar)	(In. Hg)	(in)	(Lbs.)	(ft)			
Clear	1	25.4	1.27	32.3	90	6.2	28.0	3.0	.27	100	PLT	T	7744-2101
Clear	1 1/4	31.8	1.53	38.9	90	6.2	28.0	4.0	.34	100	PLT	T	7744-2102
Clear	1 1/2	38.1	1.82	46.2	90	6.2	28.0	5.0	.47	100	PLT	T	7744-2103
Clear	2	50.8	2.36	59.9	70	4.8	28.0	6.0	.66	100	PLT	T	7744-2104
Clear	2 1/2	63.5	2.90	73.7	65	4.5	28.0	8.0	.95	100	PLT	T	7744-2105
Clear	3	76.2	3.44	87.4	55	3.8	28.0	9.0	1.25	100	PLT	T	7744-2106
Clear	4	101.6	4.52	114.8	50	3.4	28.0	13.0	1.94	100	PLT	T	7744-2107
Clear	5	127.0	5.65	143.5	45	3.1	28.0	21.0	3.09	100	PLT	T	7744-2108
Clear	6	152.4	6.80	172.7	45	3.1	28.0	24.0	4.56	100	PLT	T	7744-2109

NOTE: * Working Pressure and Vacuum at +72°F (+22°C).

Corrugated Cover

Color	Hose I.D.		Hose O.D.		Max. W.P.*		Vac.*	MBR	Wt. Per ft	Length	Std. Pack	Pkg Code	Gates Item No.
	(in)	(mm)	(in)	(mm)	(psi)	(Bar)	(In. Hg)	(in)	(Lbs.)	(ft)			
Clear	1	25.4	1.26	32.0	35	2.4	28.0	2.0	.14	100	PLT	T	7744-0000
Clear	1 1/4	31.8	1.61	40.9	50	3.4	28.0	3.0	.31	100	PLT	T	7744-0015
Clear	1 1/2	38.1	1.86	47.2	50	3.4	28.0	3.0	.37	100	PLT	T	7744-0008
Clear	2	50.8	2.44	62.0	40	2.8	28.0	4.0	.57	100	PLT	T	7744-0009
Clear	3	76.2	3.54	89.9	35	2.4	28.0	6.0	1.04	100	PLT	T	7744-0011
Clear	4	101.6	4.65	118.1	35	2.4	28.0	8.0	1.65	100	PLT	T	7744-0012
Clear	5	127.0	5.73	145.5	30	2.1	28.0	11.0	2.34	100	PLT	T	7744-0013
Clear	6	152.4	6.98	177.3	35	2.4	28.0	15.0	4.08	100	PLT	T	7744-0014

NOTE: * Working Pressure and Vacuum at +72°F (+22°C).

RECOMMENDED FOR: Conveying water and light chemical solutions where a clear PVC hose with a white helix is desirable for heavy-duty applications.

TEMPERATURE: -10°F to +130°F (-23°C to +55°C) continuous service.

CONSTRUCTION: Tube: [Type G \(PVC\), Clear, Smooth.](#)

Reinforcement: Rigid thermoplastic helix.

Design Factor: 3:1

COUPLINGS: [1](#), [6](#), [7](#), [49](#) or [78](#) all sizes. Reference the Hose Coupling Section.



Air Master™ Diving Umbilical (1000-1125)

Formerly - 33HB



Color	Hose I.D.		Hose O.D.		Max. W.P.		Vac.	MBR	Wt. Per ft	Length	Std. Pack	Pkg Code	Gates Item No.
	(in)	(mm)	(in)	(mm)	(psi)	(Bar)	(In. Hg)	(in)	(Lbs.)	(ft)			
Black	3/8	9.5	.75	19.1	1125	77.6	30.0	4.0	.19	200-299	REEL	T	3333-0053
Black	3/8	9.5	.75	19.1	1125	77.6	30.0	4.0	.19	300-599	REEL	T	3333-0221
Black	3/8	9.5	.75	19.1	1125	77.6	30.0	4.0	.19	600-999	REEL	T	3333-0015
Black	3/8	9.5	.75	19.1	1125	77.6	30.0	4.0	.19	1000-Plus	REEL	T	3333-0017
Black	1/2	12.7	.94	23.9	1000	68.9	30.0	5.0	.29	50-299	REEL	T	3333-0038
Black	1/2	12.7	.94	23.9	1000	68.9	30.0	5.0	.29	300-999	REEL	T	3333-0052
Black	1/2	12.7	.94	23.9	1000	68.9	30.0	5.0	.29	1000-Plus	REEL	T	3333-0035

NOTE: Working pressure decreases as temperature increases. Pressure ratings can only be obtained with proper coupling procedures.

RECOMMENDED FOR: Handling mixtures of oxygen, helium, and nitrogen gases customarily used in diving applications as air breathing hose. For surface supplied air systems involved in recreational, salvage, oil rig service, and control lines.

TEMPERATURE: -20°F to +120°F (-40°C to +29°C) continuous service.

CONSTRUCTION: **Tube:** [Type C \(Nitrile\), Black.](#)
Reinforcement: Braided, synthetic textile.
Cover: [Type A \(Chloroprene\), Black. All sizes are perforated.](#)
Design Factor: 4:1

COUPLINGS: Corrosion-resistant couplings supplied and applied by diving contractors.

STANDARDS: Meets BS EN250:2014. Cleanliness: Length of hose is rinsed with water for 30 seconds to 1 minute, followed by a sponge plug blown through hose to remove water. A second alcohol-soaked sponge is then blown through hose, followed by air for 30 seconds.

- AGRICULTURE
- AIR BREATHING
- AIR DUCT
- AIR AND MULTI-PURPOSE
- CHEMICAL
- FOOD AND BEVERAGE
- ENGINE AND MARINE
- MATERIAL HANDLING
- MINING
- OILFIELD
- PETROLEUM
- PRESSURE WASH AND WASHDOWN
- STEAM
- WATER
- CLAMPS
- COUPLINGS AND FERRULES
- HOSE FINDER
- CHEMICAL RESISTANCE TABLE



Air Master™ SCUBA 500



AGRICULTURE
AIR BREATHING
AIR DUCT
AIR AND MULTI-PURPOSE
CHEMICAL
FOOD AND BEVERAGE
ENGINE AND MARINE
MATERIAL HANDLING
MINING
OILFIELD
PETROLEUM
PRESSURE WASH AND WASHDOWN
STEAM
WATER
CLAMPS
COUPLINGS AND FERRULES
HOSE FINDER
CHEMICAL RESISTANCE TABLE

Color	Hose I.D.		Hose O.D.		Max. W.P.		Vac.	MBR	Wt. Per ft	Length	Std. Pack	Pkg Code	Gates Item No.
	(in)	(mm)	(in)	(mm)	(psi)	(Bar)	(In. Hg)	(in)	(Lbs.)	(ft)			
Black	1/4	6.4	.51	13.0	500	34.5	—	2.7	.09	550	REEL	CC	4218-1002
Black	5/16	7.9	.56	14.2	500	34.5	—	2.8	.10	550	REEL	CC	4218-0004
Yellow	1/4	6.4	.51	13.0	500	34.5	—	2.7	.09	550	REEL	CC	4218-0009
Yellow	5/16	7.9	.56	14.2	500	34.5	—	2.8	.01	550	REEL	CC	4218-0010

NOTE: Working pressure decreases as temperature increases. Pressure ratings can only be obtained with proper coupling procedures.

RECOMMENDED FOR: Handling mixtures of oxygen, helium, and nitrogen gases customarily used in diving applications as air breathing hose. The kink-resistant hose is designed for extra-long wear under normal operating use. For use in SCUBA applications involving regulated supply of air to breathing mask, buoyancy compensator, and other diving accessories. Used in recreational, salvage, and oil rig service diving applications.

TEMPERATURE: -20°F to +120°F (-40°C to +29°C) continuous service.

CONSTRUCTION:
Tube: [Type C \(Nitrile\), Black.](#)
Reinforcement: Braided, synthetic textile.
Cover: [Type A \(Chloroprene\), Black with orange stripe. All sizes are perforated.](#)
[Type C2 \(Modified Nitrile\), Yellow. All sizes are perforated.](#)
Design Factor: 4:1

COUPLINGS: Corrosion-resistant couplings supplied and applied by diving contractors.

STANDARDS: Meets BS EN250:2014. Cleanliness: Length of hose is rinsed with water for 30 seconds to 1 minute, followed by a sponge plug blown through hose to remove water. A second alcohol-soaked sponge is then blown through hose, followed by air for 30 seconds.



Air Master™ Respirator 500



Color	Hose I.D.		Hose O.D.		Max. W.P.		Vac.	MBR	Wt. Per ft	Length	Std. Pack	Pkg Code	Gates Item No.
	(in)	(mm)	(in)	(mm)	(psi)	(Bar)	(In. Hg)	(in)	(Lbs.)	(ft)			
Black	1/4	6.4	.51	13.0	500	34.5	—	3.0	.13	600	REEL	UU	3232-1001
Black	3/8	9.5	.70	17.8	500	34.5	—	3.0	.18	650	REEL	UU	3232-1002

- RECOMMENDED FOR:** Handling mixtures of oxygen, helium and nitrogen gases customarily used in applications as air breathing hose. The kink-resistant hose is designed for extra-long wear under normal operating use. For applications involving SCBA such as firefighting, barrier suits, mining.
- TEMPERATURE:** -20°F to +120°F (-40°C to +29°C) continuous service.
- CONSTRUCTION:** **Tube:** [Type C \(Nitrile\), Black.](#)
Reinforcement: Braided, synthetic textile.
Cover: [Type A \(Chloroprene\), Black. All sizes are perforated.](#)
Design Factor: 4:1
- STANDARDS:** NIOSH Air Supply Line – System Certification only. No hose specific requirement, NFPA 1901/1981.

- AGRICULTURE
- AIR BREATHING
- AIR DUCT
- AIR AND MULTI-PURPOSE
- CHEMICAL
- FOOD AND BEVERAGE
- ENGINE AND MARINE
- MATERIAL HANDLING
- MINING
- OILFIELD
- PETROLEUM
- PRESSURE WASH AND WASHDOWN
- STEAM
- WATER
- CLAMPS
- COUPLINGS AND FERRULES
- HOSE FINDER
- CHEMICAL RESISTANCE TABLE



Air Duct (5-10) SD

Formerly - 63SB



AGRICULTURE
AIR BREATHING
AIR DUCT
AIR AND MULTI-PURPOSE
CHEMICAL
FOOD AND BEVERAGE
ENGINE AND MARINE
MATERIAL HANDLING
MINING
OILFIELD
PETROLEUM
PRESSURE WASH AND WASHDOWN
STEAM
WATER
CLAMPS
COUPLINGS AND FERRULES
HOSE FINDER
CHEMICAL RESISTANCE TABLE

Color	Hose I.D.		Hose O.D.		Max. W.P.		Vac.	MBR	Wt. Per ea	Length	Std. Pack	Pkg Code	Gates Item No.
	(in)		(mm)		(in)		(mm)	(psi)	(Bar)	(In. Hg)			
Black	5/8	15.9	.81	20.6	10	.7	5.0	1.0	.16	10	CTN	T	4663-4108
Black	3/4	19.1	.94	23.9	10	.7	5.0	1.0	.19	10	CTN	T	4663-4109
Black	7/8	22.2	1.06	26.9	10	.7	5.0	1.0	.26	10	CTN	T	4663-4110
Black	1	25.4	1.19	30.2	10	.7	5.0	1.0	.28	10	CTN	T	4663-4111
Black	1 1/4	31.8	1.44	36.6	10	.7	5.0	1.0	.34	10	CTN	T	4663-4112
Black	1 3/8	34.9	1.56	39.6	10	.7	5.0	1.5	.31	10	CTN	T	4663-4113
Black	1 1/2	38.1	1.69	42.9	10	.7	5.0	1.5	.33	10	CTN	T	4663-4114
Black	1 5/8	41.3	1.81	46.0	10	.7	5.0	2.0	.39	10	CTN	T	4663-4115
Black	1 3/4	44.5	1.94	49.3	10	.7	5.0	2.0	.29	10	CTN	T	4663-4116
Black	1 7/8	47.6	2.06	52.3	10	.7	5.0	2.0	.44	10	CTN	T	4663-4117
Black	2	50.8	2.19	55.9	5	.3	3.0	2.0	.55	10	CTN	T	4663-4118
Black	2 1/8	54.0	2.31	58.7	5	.3	3.0	2.5	.35	10	CTN	T	4663-4119
Black	2 1/4	57.2	2.44	62.0	5	.3	3.0	2.5	.72	10	CTN	T	4663-4120
Black	2 3/8	60.3	2.56	65.0	5	.3	3.0	2.5	.55	10	CTN	T	4663-4121
Black	2 1/2	63.5	2.69	68.3	5	.3	3.0	2.5	.56	10	CTN	T	4663-4122
Black	2 5/8	66.7	2.81	71.4	5	.3	3.0	2.8	.51	10	CTN	T	4663-4123
Black	2 3/4	69.9	2.94	74.7	5	.3	3.0	2.8	.51	10	CTN	T	4663-4124
Black	3	76.2	3.19	81.0	5	.3	3.0	3.0	.63	10	CTN	T	4663-4125
Black	3 1/2	88.9	3.69	93.7	5	.3	3.0	3.5	5.65	10	CTN	T	4663-4126
Black	3 5/8	92.1	3.81	96.8	5	.3	3.0	4.0	.88	10	CTN	T	4663-4127
Black	4	101.6	4.19	106.4	5	.3	3.0	4.0	1.02	10	CTN	T	4663-4128
Black	4	101.6	4.23	107.4	10	.7	7.0	12.0	1.41	10	CTN	T	4663-4132
Black	4 1/2	114.3	4.69	119.1	5	.3	3.0	5.0	1.17	10	CTN	T	4663-4129
Black	4 1/2	114.3	4.73	120.1	10	.7	7.0	12.0	16.80	10	CTN	T	4663-4133
Black	5	127.0	5.19	131.8	5	.3	3.0	6.0	1.38	10	CTN	T	4663-4130
Black	5	127.0	5.23	132.8	10	.7	6.0	12.0	1.34	10	CTN	T	4663-4134
Black	5 1/2	139.7	5.69	144.5	5	.3	3.0	6.0	1.49	10	CTN	T	4663-4131
Black	5 1/2	139.7	5.73	145.5	10	.7	6.0	15.0	1.44	10	CTN	T	4663-4135

RECOMMENDED FOR: Heating and ventilating applications, such as air intake for butane conversion units, air and heater ducts, defroster lines, air cleaner connections to carburetor, exhaust ducts, vent lines for trailer sewers and drains. For standard-duty applications.

CAUTION: Not recommended for conveying liquids.

TEMPERATURE: -30°F to +250°F (-34°C to +121°C) continuous service.

CONSTRUCTION:
Tube: [Type A \(Chloroprene\). Black. Oil-resistant.](#)
Reinforcement: Multiple plies, synthetic textile, dual steel wire helix.
Cover: [Type A \(Chloroprene impregnated fabric\). Black with red stripe.](#)
Design Factor: 4:1



Air Duct (8-20) SD
Formerly - 163SB



Color	Hose I.D.		Hose O.D.		Max. W.P.		Vac.	MBR	Wt. Per ft	Length	Std. Pack	Pkg Code	Gates Item No.
	(in)	(mm)	(in)	(mm)	(psi)	(Bar)	(In. Hg)	(in)	(Lbs.)	(ft)			
Black	3/4	19.1	1.00	25.4	20	1.4	15.0	1.0	.20	10	CTN	T	4663-1516
Black	1	25.4	1.25	31.8	20	1.4	15.0	1.0	.26	10	CTN	T	4663-1518
Black	1 1/4	31.8	1.50	38.1	20	1.4	15.0	1.0	.34	10	CTN	T	4663-1530
Black	1 3/8	34.9	1.62	41.1	15	1.0	15.0	1.5	.44	10	CTN	T	4663-3321
Black	1 1/2	38.1	1.75	44.5	15	1.0	15.0	1.5	.48	10	CTN	T	4663-1540
Black	1 5/8	41.3	1.88	47.8	15	1.0	15.0	1.8	.51	10	CTN	T	4663-1543
Black	1 3/4	44.5	2.00	50.8	15	1.0	15.0	1.8	.54	10	CTN	T	4663-3954
Black	1 7/8	47.6	2.12	53.8	15	1.0	15.0	1.8	.58	10	CTN	T	4663-1548
Black	2	50.8	2.25	57.2	15	1.0	15.0	2.0	.60	10	CTN	T	4663-1550
Black	2 1/8	54.0	2.31	58.7	10	.7	15.0	2.5	.63	10	CTN	T	4663-3461
Black	2 1/4	57.2	2.50	63.5	10	.7	15.0	2.5	.67	10	CTN	T	4663-1556
Black	2 3/8	60.3	2.62	66.5	10	.7	15.0	2.5	.71	10	CTN	T	4663-1560
Black	2 1/2	63.5	2.75	69.9	10	.7	15.0	2.5	.74	10	CTN	T	4663-1565
Black	2 5/8	66.7	2.88	73.2	10	.7	15.0	3.0	.78	10	CTN	T	4663-1615
Black	2 3/4	69.9	3.00	76.2	10	.7	15.0	7.0	.81	10	CTN	T	4663-3456
Black	3	76.2	3.25	82.6	10	.7	7.0	10.0	.88	10	CTN	T	4663-1570
Black	3 1/8	79.4	3.38	85.9	10	.7	7.0	10.0	.92	10	CTN	T	4663-1569
Black	3 1/2	88.9	3.75	95.3	10	.7	7.0	10.0	1.01	10	CTN	T	4663-1575
Black	4	101.6	4.25	108.0	10	.7	7.0	12.0	1.15	10	CTN	T	4663-1580
Black	4 1/2	114.3	4.75	120.7	10	.7	7.0	12.0	1.25	10	CTN	T	4663-1589
Black	5	127.0	5.25	133.4	10	.7	6.0	12.0	1.40	10	CTN	T	4663-1595
Black	5 1/2	139.7	5.75	146.1	10	.7	6.0	12.0	1.52	10	CTN	T	4663-3454
Black	6	152.4	6.25	158.8	8	.6	6.0	15.0	1.70	10	CTN	T	4663-1599

RECOMMENDED FOR: Heavy-duty heating and ventilating applications, such as air intake for butane conversion units, air and heater ducts, defroster lines, air cleaner connections to carburetor, exhaust ducts, vent lines for trailer sewers and drains.

CAUTION: Not recommended for conveying liquids.

TEMPERATURE: -30°F to +250°F (-34°C to +121°C) continuous service.

CONSTRUCTION: **Tube:** [Type A \(Chloroprene\). Black. Oil and heat-resistant.](#)
Reinforcement: Multiple plies, synthetic textile, dual steel wire helix.
Cover: [Type A \(Chloroprene\). Black with red stripe. Oil and heat-resistant.](#)
Design Factor: 4:1

AGRICULTURE
AIR BREATHING
AIR DUCT
AIR AND MULTI-PURPOSE
CHEMICAL
FOOD AND BEVERAGE
ENGINE AND MARINE
MATERIAL HANDLING
MINING
OILFIELD
PETROLEUM
PRESSURE WASH AND WASHDOWN
STEAM
WATER
CLAMPS
COUPLINGS AND FERRULES
HOSE FINDER
CHEMICAL RESISTANCE TABLE



Plant Master™ XTreme™ 325 Braid
Formerly - 19B, 119B



AGRICULTURE
AIR BREATHING
AIR DUCT
AIR AND MULTI-PURPOSE
CHEMICAL
FOOD AND BEVERAGE
ENGINE AND MARINE
MATERIAL HANDLING
MINING
OILFIELD
PETROLEUM
PRESSURE WASH AND WASHDOWN
STEAM
WATER
CLAMPS
COUPLINGS AND FERRULES
HOSE FINDER
CHEMICAL RESISTANCE TABLE

Color	Hose I.D.		Hose O.D.		Max. W.P.		Vac.	MBR	Wt. Per ft	Length	Std. Pack	Pkg Code	Gates Item No.
	(in)	(mm)	(in)	(mm)	(psi)	(Bar)	(In. Hg)	(in)	(Lbs.)	(ft)			
Black	1/4	6.4	.50	12.7	325	22.4	30.0	3.0	.09	625	REEL	BB	3219-2930
Black	5/16	7.9	.62	15.7	325	22.4	30.0	3.0	.13	625	REEL	BB	3219-2932
Black	3/8	9.5	.69	17.5	325	22.4	30.0	3.0	.15	625	REEL	BB	3219-2933
Black	1/2	12.7	.84	21.3	325	22.4	25.0	5.0	.23	625	REEL	BB	3219-2935
Black	5/8	15.9	.94	23.9	325	22.4	20.0	6.0	.24	525	REEL	BB	3219-2937
Black	3/4	19.1	1.09	27.7	325	22.4	20.0	6.0	.29	525	REEL	BB	3219-2938
Black	1	25.4	1.38	35.1	325	22.4	10.0	8.0	.46	525	REEL	BB	3219-2940
Red	1/4	6.4	.50	12.7	325	22.4	30.0	3.0	.09	625	REEL	BB	3219-2902
Red	5/16	7.9	.62	15.7	325	22.4	30.0	3.0	.13	625	REEL	BB	3219-2904
Red	3/8	9.5	.69	17.5	325	22.4	30.0	3.0	.15	625	REEL	BB	3219-2906
Red	1/2	12.7	.84	21.3	325	22.4	25.0	5.0	.20	625	REEL	BB	3219-2908
Red	5/8	15.9	.94	23.9	325	22.4	20.0	6.0	.24	525	REEL	BB	3219-2910
Red	3/4	19.1	1.09	27.7	325	22.4	20.0	6.0	.29	525	REEL	BB	3219-2912
Red	1	25.4	1.38	35.1	325	22.4	10.0	8.0	.41	525	REEL	BB	3219-2914

RECOMMENDED FOR: Applications requiring a premium grade braided hose, with excellent flexibility and maximum resistance to air, water, petroleum oils, gasoline, kerosene and fuel oil (to +120°F) and lubricating oils (to +212°F). Excellent weather and ozone resistance.

CAUTION: Not recommended for constant contact with fuels. Not recommended for Bio-Diesel fuels.

TEMPERATURE: -40°F to +212°F (-40°C to +100°C) continuous service.

CONSTRUCTION: **Tube:** [Type C \(Nitrile\), Black.](#)
Reinforcement: Braided, synthetic textile.
Cover: [Type A \(Chloroprene\), Black.](#)
[Type C2 \(Modified Nitrile\), Red.](#)

Design Factor: 4:1

COUPLINGS: [19](#) (up through 1/2" only), [3](#) or [4](#), (up through 1/2" with [20](#) brass ferrules, up through 1" with bands), [1, 14](#), or [15](#) (all sizes), [72](#) Gates Power Crimp™ or [75](#) Gates GLX™. Reference the Hose Coupling Section.

STANDARDS: **Tube:** ARPM (Class A) High oil-resistance.
Cover: ARPM (Class B) Medium oil-resistance.



Plant Master™ XTreme™ 501 AR
Formerly - Terminator™



Color	Hose I.D.	⊖	Hose O.D.	⊖	Max. W.P.	⊖	Vac.	MBR	Wt. Per ft	Length	Std. Pack	Pkg Code	Gates Item No.
	(in)	(mm)	(in)	(mm)	(psi)	(Bar)	(In. Hg)	(in)	(Lbs.)	(ft)			
Black	3/4	19.1	1.22	31.0	501	34.5	15.0	6.0	.49	500	REEL	XX	3202-0017
Yellow	1/4	6.4	.57	14.5	501	34.5	30.0	3.0	.15	500	REEL	XX	3202-0001
Yellow	1/4	6.4	.57	14.5	501	34.5	30.0	3.0	.12	500	REEL	T	3202-0301
Yellow	3/8	9.5	.75	19.1	501	34.5	25.0	3.0	.19	500	REEL	XX	3202-0006
Yellow	3/8	9.5	.75	19.1	501	34.5	25.0	3.0	.20	500	REEL	T	3202-0306
Yellow	1/2	12.7	.89	22.6	501	34.5	25.0	5.0	.25	500	REEL	XX	3202-0011
Yellow	1/2	12.7	.89	22.6	501	34.5	25.0	5.0	.27	500	REEL	T	3202-0311
Yellow	3/4	19.1	1.22	31.0	501	34.5	15.0	6.0	.45	500	REEL	XX	3202-0016
Yellow	3/4	19.1	1.22	31.0	501	34.5	15.0	6.0	.45	500	REEL	T	3202-0316
Yellow	1	25.4	1.51	38.4	501	34.5	10.0	8.0	.57	400	REEL	XX	3202-0021
Yellow	1 1/4	31.8	1.78	45.2	501	34.5	10.0	10.0	.73	300	REEL	XX	3202-0027
Yellow	1 1/2	38.1	2.09	53.1	501	34.5	10.0	12.0	.96	100	PLT	T	3202-0029
Yellow	1 1/2	38.1	2.09	53.1	501	34.5	10.0	12.0	.96	200	PLT	T	3202-0317
Yellow	2	50.8	2.64	67.1	501	34.5	10.0	14.0	1.35	100	PLT	T	3202-0032
Yellow	2	50.8	2.64	67.1	501	34.5	10.0	14.0	1.35	200	PLT	T	3202-0033

NOTE: Pkg Code T=One piece continuous length reel. Pkg Code XX=One or two piece reel, 50 ft increments, no length less than 50 ft.

RECOMMENDED FOR: Applications requiring a premium-quality, multi-purpose hose with superior abrasion resistance for air, oil and some chemical applications. Excellent durability for extra-long life in these applications: mining, air drill, construction, poultry plants and other severe service. Good weather and ozone resistance.

CAUTION: Due to 501 AR PSI working pressure, care should be taken to properly select couplings to match. Hose assembly working pressure is the working pressure of the lowest rated component.

TEMPERATURE: -40°F to +212°F (-40°C to +100°C) continuous service.

CONSTRUCTION:
Tube: [Type C \(Nitrile\), Black.](#)
Reinforcement: Synthetic, textile (Up thru 1 1/4"); Multiple plies, synthetic textile (1 1/2" to 2").
Cover: [Type C4 \(Carboxylated Nitrile\).](#)
Design Factor: 4:1

COUPLINGS: **19** (up through 1/2" only), **1, 3** or **4**, (up through 1/2" with **20** brass ferrules, up through 1" with bands), **15, 71, 72** Gates Power Crimp™, **73** (up to 250 psi), **74** Gates MegaCrimp™, **75** Gates GLX™ or **80** Gates GSP (1 1/2" or 2" only). Reference the Hose Coupling Section.

STANDARDS: All sizes except 1 1/2" and 2" are non-conductive (>1 Megohm/in.). Meets MSHA Flame-resistant. Storage and use may adversely affect electrical resistance.
Tube: ARPM (Class A) High oil-resistance.
Cover: ARPM (Class A) High oil-resistance.

AGRICULTURE
AIR BREATHING
AIR DUCT
AIR AND MULTI-PURPOSE
CHEMICAL
FOOD AND BEVERAGE
ENGINE AND MARINE
MATERIAL HANDLING
MINING
OILFIELD
PETROLEUM
PRESSURE WASH AND WASHDOWN
STEAM
WATER
CLAMPS
COUPLINGS AND FERRULES
HOSE FINDER
CHEMICAL RESISTANCE TABLE



Plant Master™ XTreme™ 300 Lock-On Braid
Formerly - LOL



AGRICULTURE
AIR BREATHING
AIR DUCT
AIR AND MULTI-PURPOSE
CHEMICAL
FOOD AND BEVERAGE
ENGINE AND MARINE
MATERIAL HANDLING
MINING
OILFIELD
PETROLEUM
PRESSURE WASH AND WASHDOWN
STEAM
WATER
CLAMPS
COUPLINGS AND FERRULES
HOSE FINDER
CHEMICAL RESISTANCE TABLE

Color	Hose I.D.		Hose O.D.		Max. W.P.		Vac.	MBR	Wt. Per ft	Length	Std. Pack	Pkg Code	Gates Item No.
	(in)	(mm)	(in)	(mm)	(psi)	(Bar)	(In. Hg)	(in)	(Lbs.)	(ft)			
Black	1/4	6.4	.47	11.9	300	20.7	27.9	3.0	.09	300	REEL	M	3201-1100
Black	3/8	9.5	.63	16.0	300	20.7	27.9	3.0	.11	300	REEL	M	3201-1101
Black	1/2	12.7	.77	19.6	300	20.7	27.9	5.0	.15	300	REEL	M	3201-1102
Black	5/8	15.9	.94	23.9	300	20.7	27.9	6.0	.20	250	REEL	M	3201-1103
Black	3/4	19.1	1.06	26.9	300	20.7	15.0	7.0	.24	225	REEL	M	3201-1104
Blue	1/4	6.4	.47	11.9	300	20.7	27.9	3.0	.09	300	REEL	M	3201-1105
Blue	3/8	9.5	.63	16.0	300	20.7	27.9	3.0	.11	300	REEL	M	3201-1106
Blue	1/2	12.7	.77	19.6	300	20.7	27.9	5.0	.15	300	REEL	M	3201-1107
Blue	5/8	15.9	.94	23.9	300	20.7	27.9	6.0	.20	250	REEL	M	3201-1108
Blue	3/4	19.1	1.06	26.9	300	20.7	15.0	7.0	.24	225	REEL	M	3201-1109
Gray	1/4	6.4	.47	11.9	300	20.7	27.9	3.0	.09	300	REEL	M	3201-1125
Gray	3/8	9.5	.63	16.0	300	20.7	27.9	3.0	.11	300	REEL	M	3201-1126
Gray	1/2	12.7	.77	19.6	300	20.7	27.9	5.0	.15	300	REEL	M	3201-1127
Gray	5/8	15.9	.94	23.9	300	20.7	27.9	6.0	.20	250	REEL	M	3201-1128
Gray	3/4	19.1	1.06	26.9	300	20.7	15.0	7.0	.24	225	REEL	M	3201-1129
Green	1/4	6.4	.47	11.9	300	20.7	27.9	3.0	.09	300	REEL	M	3201-1120
Green	3/8	9.5	.63	16.0	300	20.7	27.9	3.0	.11	300	REEL	M	3201-1121
Green	1/2	12.7	.77	19.6	300	20.7	27.9	5.0	.15	300	REEL	M	3201-1122
Green	5/8	15.9	.94	23.9	300	20.7	27.9	6.0	.20	250	REEL	M	3201-1123
Green	3/4	19.1	1.06	26.9	300	20.7	15.0	7.0	.24	225	REEL	M	3201-1124
Red	1/4	6.4	.47	11.9	300	20.7	27.9	3.0	.09	300	REEL	M	3201-1110
Red	3/8	9.5	.63	16.0	300	20.7	27.9	3.0	.11	300	REEL	M	3201-1111
Red	1/2	12.7	.77	19.6	300	20.7	27.9	5.0	.15	300	REEL	M	3201-1112
Red	5/8	15.9	.94	23.9	300	20.7	27.9	6.0	.20	250	REEL	M	3201-1113
Red	3/4	19.1	1.06	26.9	300	20.7	15.0	7.0	.24	225	REEL	M	3201-1114
Yellow	1/4	6.4	.47	11.9	300	20.7	27.9	3.0	.09	300	REEL	M	3201-1115
Yellow	3/8	9.5	.63	16.0	300	20.7	27.9	3.0	.11	300	REEL	M	3201-1116
Yellow	1/2	12.7	.77	19.6	300	20.7	27.9	5.0	.15	300	REEL	M	3201-1117
Yellow	5/8	15.9	.94	23.9	300	20.7	27.9	6.0	.20	250	REEL	M	3201-1118
Yellow	3/4	19.1	1.06	26.9	300	20.7	15.0	7.0	.24	225	REEL	M	3201-1119

RECOMMENDED FOR: Petroleum-based hydraulic oils, water, glycol anti-freeze solutions, hot lubricating oils, and air.

CAUTION: Hose and couplings are not recommended for pressure surge applications or critical applications, such as permanent piping in residential or commercial buildings. Not recommended for gasoline or diesel fuels.

TEMPERATURE: -40°F to +212°F (-40°C to +100°C) normal service. For air: +160°F (+71°C) only. For water emulsion, see Gates Hydraulic Hose Catalog #35093.

CONSTRUCTION: **Tube:** [Type C \(Nitrile\), Black.](#)
Reinforcement: Braided, synthetic textile.
Cover: [Type C2 \(Modified Nitrile\).](#)
Design Factor: 4:1

COUPLINGS: [75](#) Gates GLX™, [83](#) Gates Lock-On Couplings. NOTE: Do not use clamps with Lock-On fittings. Reference the Hose Coupling Section.

STANDARDS: Black cover meets MSHA Flame-resistant.
Tube: ARPM (Class A) High oil-resistance.
Cover: ARPM (Class B) Medium oil-resistance. Flame-resistant.



Plant Master™ XTreme™ (250-315)
Formerly - Premo Flex™



Color	Hose I.D.		Hose O.D.		Max. W.P.	Vac.	MBR	Wt. Per ft	Length	Std. Pack	Pkg Code	Gates Item No.	
	(in)	(mm)	(in)	(mm)									(psi)
Black	1/4	6.4	.50	12.7	250	17.2	30.0	2.0	.09	600	REEL	XX	3205-0306
Black	3/4	19.1	1.15	29.2	250	17.2	30.0	5.0	.30	600	REEL	XX	3205-2938
Orange	1	25.4	1.47	37.3	250	17.2	10.0	8.0	.58	300	REEL	XX	3205-0047
Red	3/16	4.8	.45	11.4	250	17.2	30.0	2.0	.07	500	REEL	XX	3205-0010
Red	1/4	6.4	.50	12.7	250	17.2	30.0	2.0	.09	500	REEL	XX	3205-0015
Red	1/4	6.4	.50	12.7	250	17.2	30.0	2.0	.09	500	REEL	T	3205-0215
Red	1/4	6.4	.57	14.5	315	21.7	30.0	2.0	.12	500	REEL	XX	3205-0016
Red	1/4	6.4	.57	14.5	315	21.7	30.0	2.0	.12	500	REEL	T	3205-0216
Red	5/16	7.9	.56	14.2	250	17.2	30.0	2.0	.11	500	REEL	XX	3205-0020
Red	5/16	7.9	.67	17.0	315	21.7	30.0	2.0	.16	500	REEL	XX	3205-0021
Red	3/8	9.5	.66	16.8	250	17.2	30.0	3.0	.17	500	REEL	XX	3205-0025
Red	3/8	9.5	.66	16.8	250	17.2	30.0	3.0	.14	500	REEL	T	3205-0225
Red	3/8	9.5	.73	18.5	315	21.7	30.0	3.0	.18	50	BULK	1600	3205-0524
Red	3/8	9.5	.73	18.5	315	21.7	30.0	3.0	.18	500	REEL	XX	3205-0026
Red	3/8	9.5	.73	18.5	315	21.7	30.0	3.0	.18	500	REEL	T	3205-0226
Red	1/2	12.7	.85	21.6	250	17.2	25.0	4.0	.22	500	REEL	XX	3205-0030
Red	1/2	12.7	.85	21.6	250	17.2	25.0	4.0	.24	500	REEL	T	3205-0230
Red	1/2	12.7	.88	22.4	315	21.7	25.0	4.0	.24	50	BULK	2100	3205-0535
Red	1/2	12.7	.88	22.4	315	21.7	25.0	4.0	.28	500	REEL	XX	3205-0031
Red	1/2	12.7	.88	22.4	315	21.7	25.0	4.0	.24	500	REEL	T	3205-0231
Red	5/8	15.9	.98	24.9	250	17.2	20.0	5.0	.27	500	REEL	XX	3205-0035
Red	5/8	15.9	.98	24.9	315	21.7	20.0	5.0	.30	500	REEL	XX	3205-0036
Red	5/8	15.9	.98	24.9	250	17.2	20.0	5.0	.27	500	REEL	T	3205-0235
Red	5/8	15.9	.98	24.9	315	21.7	20.0	5.0	.30	500	REEL	T	3205-0236
Red	3/4	19.1	1.15	29.2	250	17.2	20.0	5.0	.36	50	BULK	200	3205-5040
Red	3/4	19.1	1.15	29.2	250	17.2	20.0	5.0	.36	500	REEL	XX	3205-0040
Red	3/4	19.1	1.15	29.2	250	17.2	20.0	5.0	.41	500	REEL	T	3205-0240
Red	3/4	19.1	1.19	30.2	315	21.7	20.0	5.0	.40	500	REEL	XX	3205-0041
Red	3/4	19.1	1.19	30.2	315	21.7	20.0	5.0	.39	500	REEL	T	3205-0241
Red	1	25.4	1.47	37.3	250	17.2	10.0	8.0	.54	400	REEL	XX	3205-0046
Red	1 1/4	31.8	1.75	44.5	250	17.2	10.0	10.0	.01	150	REEL	XX	3205-0509
Red	1 1/4	31.8	1.75	44.5	250	17.2	10.0	10.0	.67	300	REEL	XX	3205-0049
Red	1 1/2	38.1	2.00	50.8	250	17.2	10.0	12.0	.85	200	REEL	XX	3205-0055

NOTE: Pkg Code T=One piece continuous length reel. Pkg Code XX=One or two piece reel, 50 ft increments, no length less than 50 ft.

RECOMMENDED FOR: Applications requiring a premium grade spiral hose with excellent flexibility and maximum resistance to air, water, petroleum oils and lubricating oils, (to +212°F). Recommended for gasoline, kerosene and fuel oil transfer only (to +120°F). Excellent weather and ozone resistance.

TEMPERATURE: -40°F to +212°F (-40°C to +100°C) continuous service.

CONSTRUCTION: **Tube:** [Type C \(Nitrile\), Black.](#)
Reinforcement: Synthetic textile.
Cover: [Type C2 \(Modified Nitrile\).](#)
Design Factor: 4:1

COUPLINGS: **19** (up through 1/2" only), **3** or **4**, (up through 1/2" with **20** ferrules, up through 1" with bands), **1, 8, 14, 15, 72** Gates Power Crimp™ or **75** Gates GLX™ Reference the Hose Coupling Section.

STANDARDS: Non-conductive (>1 Megohm/in.).
Storage and use may adversely affect electrical resistance.
Tube: ARPM (Class A) High oil-resistance.
Cover: ARPM (Class B) Medium oil-resistance.

AGRICULTURE
AIR BREATHING
AIR DUCT
AIR AND MULTI-PURPOSE
CHEMICAL
FOOD AND BEVERAGE
ENGINE AND MARINE
MATERIAL HANDLING
MINING
OILFIELD
PETROLEUM
PRESSURE WASH AND WASHDOWN
STEAM
WATER
CLAMPS
COUPLINGS AND FERRULES
HOSE FINDER
CHEMICAL RESISTANCE TABLE



Plant Master™ XTreme™ 300 AR
Formerly - Premo Flex™ AR



AGRICULTURE
AIR BREATHING
AIR DUCT
AIR AND MULTI-PURPOSE
CHEMICAL
FOOD AND BEVERAGE
ENGINE AND MARINE
MATERIAL HANDLING
MINING
OILFIELD
PETROLEUM
PRESSURE WASH AND WASHDOWN
STEAM
WATER
CLAMPS
COUPLINGS AND FERRULES
HOSE FINDER
CHEMICAL RESISTANCE TABLE

Color	Hose I.D.		Hose O.D.		Max. W.P.		Vac.	MBR	Wt. Per ft	Length	Std. Pack	Pkg Code	Gates Item No.
	(in)	(mm)	(in)	(mm)	(psi)	(Bar)	(In. Hg)	(in)	(Lbs.)	(ft)			
Black	1/4	6.4	.53	13.5	300	20.7	30.0	2.0	.11	500	REEL	XX	3205-0503
Black	3/8	9.5	.70	17.8	300	20.7	30.0	3.0	.16	500	REEL	XX	3205-0504
Black	1/2	12.7	.84	21.3	300	20.7	25.0	4.0	.21	500	REEL	XX	3205-0505
Black	3/4	19.1	1.19	30.2	300	20.7	20.0	5.0	.40	500	REEL	XX	3205-0506
Black	1	25.4	1.50	38.1	300	20.7	10.0	8.0	.59	400	REEL	XX	3205-0507
Red	1/4	6.4	.53	13.5	300	20.7	30.0	2.0	.10	500	REEL	XX	3205-0401
Red	1/4	6.4	.53	13.5	300	20.7	30.0	2.0	.10	500	REEL	T	3205-0406
Red	3/8	9.5	.70	17.8	300	20.7	30.0	3.0	.16	500	REEL	XX	3205-0402
Red	3/8	9.5	.70	17.8	300	20.7	30.0	3.0	.16	500	REEL	T	3205-0407
Red	1/2	12.7	.84	21.3	300	20.7	25.0	4.0	.22	500	REEL	XX	3205-0403
Red	1/2	12.7	.84	21.3	300	20.7	25.0	4.0	.22	500	REEL	T	3205-0408
Red	3/4	19.1	1.19	30.2	300	20.7	20.0	5.0	.47	500	REEL	XX	3205-0404
Red	3/4	19.1	1.19	30.2	300	20.7	20.0	5.0	.40	500	REEL	T	3205-0409
Red	3/4	19.1	1.19	30.2	300	20.7	20.0	5.0	.40	600	REEL	XX	3205-0501
Red	1	25.4	1.50	38.1	300	20.7	10.0	8.0	.59	400	REEL	XX	3205-0405

NOTE: Pkg Code T=One piece continuous length reel. Pkg Code XX=One or two piece reel, 50 ft increments, no length less than 50 ft.

RECOMMENDED FOR: Applications requiring a premium grade spiral hose with superior abrasion resistance, excellent flexibility and maximum resistance to air, water, petroleum oils and lubricating oils (to +212°F). Recommended for gasoline, kerosene, and fuel oil transfer only to +120°F. Good weather and ozone resistance.

TEMPERATURE: -40°F to +212°F (-40°C to +100°C) continuous service.

CONSTRUCTION:
Tube: [Type C \(Nitrile\), Black](#).
Reinforcement: Synthetic textile.
Cover: [Type C4 \(Carboxylated Nitrile\)](#).
Design Factor: 4:1

COUPLINGS: [19](#) (up through 1/2" only), [1, 3](#) or [4](#), (up through 1/2" with [20](#) ferrules, up through 1" with bands), [8, 14, 15, 74](#) Gates MegaCrimp™, [75](#) Gates GLX™. Reference the Hose Coupling Section.

STANDARDS: Meets MSHA Flame-resistant.
 Non-conductive (>1 Megohm/in.).
 Storage and use may adversely affect electrical resistance.
Tube: ARPM (Class A) High oil-resistance.
Cover: ARPM (Class A) High oil-resistance.



Plant Master™ Plus 300 Lock-On
Formerly - Python™ Plus



Color	Hose I.D.		Hose O.D.		Max. W.P. (psi)	(Bar)	Vac. (In. Hg)	MBR (in)	Wt. Per ft (Lbs.)	Length (ft)	Std. Pack	Pkg Code	Gates Item No.
	(in)	(mm)	(in)	(mm)									
Black	1/4	6.4	.54	13.7	300	20.7	30.0	3.0	.11	50	BULK	400	3222-0171
Black	1/4	6.4	.54	13.7	300	20.7	30.0	3.0	.11	100	BULK	400	3222-0172
Black	1/4	6.4	.54	13.7	300	20.7	30.0	3.0	.11	500	REEL	XX	3222-0183
Black	3/8	9.5	.68	17.3	300	20.7	30.0	3.0	.16	50	BULK	400	3222-0173
Black	3/8	9.5	.68	17.3	300	20.7	30.0	3.0	.15	100	BULK	400	3222-0174
Black	3/8	9.5	.68	17.3	300	20.7	30.0	3.0	.15	500	REEL	XX	3222-0184
Black	1/2	12.7	.81	20.6	300	20.7	30.0	5.0	.18	500	REEL	XX	3222-0185
Blue	1/4	6.4	.54	13.7	300	20.7	30.0	3.0	.11	500	REEL	XX	3222-0143
Blue	3/8	9.5	.68	17.3	300	20.7	30.0	3.0	.15	100	BULK	400	3222-0300
Blue	3/8	9.5	.68	17.3	300	20.7	30.0	3.0	.15	500	REEL	XX	3222-0144
Blue	3/8	9.5	.68	17.3	300	20.7	30.0	3.0	.14	500	REEL	T	3222-0606
Blue	1/2	12.7	.81	20.6	300	20.7	30.0	5.0	.18	500	REEL	XX	3222-0145
Gray	1/4	6.4	.54	13.7	300	20.7	30.0	3.0	.11	500	REEL	XX	3222-0283
Gray	3/8	9.5	.68	17.3	300	20.7	30.0	3.0	.15	500	REEL	XX	3222-0284
Gray	1/2	12.7	.81	20.6	300	20.7	30.0	5.0	.18	500	REEL	XX	3222-0285
Green	1/4	6.4	.54	13.7	300	20.7	30.0	3.0	.11	500	REEL	XX	3222-0233
Green	3/8	9.5	.68	17.3	300	20.7	30.0	3.0	.15	500	REEL	XX	3222-0234
Green	1/2	12.7	.81	20.6	300	20.7	30.0	5.0	.18	500	REEL	XX	3222-0235
Red	1/4	6.4	.54	13.7	300	20.7	30.0	3.0	.11	500	REEL	XX	3222-0333
Red	3/8	9.5	.68	17.3	300	20.7	30.0	3.0	.14	300	REEL	T	3222-0610
Red	3/8	9.5	.68	17.3	300	20.7	30.0	3.0	.15	500	REEL	XX	3222-0334
Red	1/2	12.7	.81	20.6	300	20.7	30.0	5.0	.18	500	REEL	XX	3222-0335
Yellow	1/4	6.4	.54	13.7	300	20.7	30.0	3.0	.11	500	REEL	XX	3222-0083
Yellow	3/8	9.5	.68	17.3	300	20.7	30.0	3.0	.15	500	REEL	XX	3222-0084
Yellow	1/2	12.7	.81	20.6	300	20.7	30.0	5.0	.18	500	REEL	XX	3222-0085

NOTE: Pkg Code T=One piece continuous length reel. Pkg Code XX=One or two piece reel, 50 ft increments, no length less than 50 ft.

- RECOMMENDED FOR:** Air, water, oils, antifreeze solutions and applications where Lock-On fittings are used.
- CAUTION:** Hose is not recommended for applications where vibrations or pressure surges exist. Do not use oil for Lock-On fitting insertion purposes. Not recommended for gasoline or diesel fuels.
- TEMPERATURE:** -20°F to +212°F (-29°C to +100°C) normal service. For air: +160°F (+71°C) only. For water emulsion, see Gates Hydraulic Hose Catalog.
- CONSTRUCTION:** **Tube:** [Type C \(Nitrile\), Black.](#)
Reinforcement: Synthetic textile.
Cover: [Type A \(Chloroprene\), Black.](#)
[Type C2 \(Modified Nitrile\), Blue, gray, green, red or yellow.](#)
Design Factor: 4:1
- COUPLINGS:** **75** Gates GLX™, **83** Gates Lock-On Couplings. NOTE: Do not use clamps with Lock-On fittings. Reference the Hose Coupling Section.
- STANDARDS:** Non-conductive (>1 Megohm/in.).
 Storage and use may adversely affect electrical resistance.
Tube: ARPM (Class A) High oil-resistance.
Cover: ARPM (Class B) Medium oil-resistance.

AGRICULTURE
AIR BREATHING
AIR DUCT
AIR AND MULTI-PURPOSE
CHEMICAL
FOOD AND BEVERAGE
ENGINE AND MARINE
MATERIAL HANDLING
MINING
OILFIELD
PETROLEUM
PRESSURE WASH AND WASHDOWN
STEAM
WATER
CLAMPS
COUPLINGS AND FERRULES
HOSE FINDER
CHEMICAL RESISTANCE TABLE



Plant Master™ Plus (200-300)
Formerly - Duro Flex™



AGRICULTURE
AIR BREATHING
AIR DUCT
AIR AND MULTI-PURPOSE
CHEMICAL
FOOD AND BEVERAGE
ENGINE AND MARINE
MATERIAL HANDLING
MINING
OILFIELD
PETROLEUM
PRESSURE WASH AND WASHDOWN
STEAM
WATER
CLAMPS
COUPLINGS AND FERRULES
HOSE FINDER
CHEMICAL RESISTANCE TABLE

Color	Hose I.D.		Hose O.D.		Max. W.P.		Vac.	MBR	Wt. Per ft	Length	Std. Pack	Pkg Code	Gates Item No.
	(in)	(mm)	(in)	(mm)	(psi)	(Bar)	(In. Hg)	(in)	(Lbs.)	(ft)			
Black	1/4	6.4	.50	12.7	250	17.2	30.0	2.0	.09	500	REEL	T	3200-1269
Black	3/8	9.5	.66	16.8	250	17.2	30.0	3.0	.14	500	REEL	T	3200-1270
Black	1/2	12.7	.81	20.6	250	17.2	25.0	4.0	.19	500	REEL	T	3200-1271
Black	1/2	12.7	.84	21.3	300	20.7	25.0	4.0	.13	500	REEL	T	3200-0101
Black	2	50.8	2.56	65.0	200	13.8	4.0	16.5	1.32	100	CTN	T	3206-3968
Red	1/4	6.4	.50	12.7	250	17.2	30.0	2.0	.10	500	REEL	XX	3200-0002
Red	1/4	6.4	.50	12.7	250	17.2	30.0	2.0	.09	500	REEL	T	3200-0202
Red	1/4	6.4	.57	14.5	300	20.7	30.0	2.0	.12	500	REEL	XX	3200-0003
Red	3/8	9.5	.66	16.8	250	17.2	30.0	3.0	.14	500	REEL	XX	3200-0006
Red	3/8	9.5	.66	16.8	250	17.2	30.0	3.0	.14	500	REEL	T	3200-0206
Red	3/8	9.5	.73	18.5	300	20.7	30.0	3.0	.18	500	REEL	XX	3200-0007
Red	3/8	9.5	.73	18.5	300	20.7	30.0	3.0	.18	500	REEL	T	3200-0207
Red	1/2	12.7	.81	20.6	250	17.2	25.0	4.0	.19	500	REEL	XX	3200-0008
Red	1/2	12.7	.81	20.6	250	17.2	25.0	4.0	.25	500	REEL	T	3200-0208
Red	1/2	12.7	.84	21.3	300	20.7	25.0	4.0	.25	500	REEL	XX	3200-0009
Red	1/2	12.7	.84	21.3	300	20.7	25.0	4.0	.22	500	REEL	T	3200-0209
Red	5/8	15.9	.98	24.9	250	17.2	20.0	5.0	.27	500	REEL	XX	3200-0010
Red	5/8	15.9	.98	24.9	300	20.7	20.0	5.0	.30	500	REEL	XX	3200-0011
Red	5/8	15.9	.98	24.9	250	17.2	20.0	5.0	.27	500	REEL	T	3200-0210
Red	3/4	19.1	1.15	29.2	250	17.2	20.0	5.0	.36	50	BULK	200	3200-5012
Red	3/4	19.1	1.15	29.2	250	17.2	20.0	5.0	.36	500	REEL	XX	3200-0012
Red	3/4	19.1	1.15	29.2	300	20.7	20.0	5.0	.36	500	REEL	XX	3200-0013
Red	3/4	19.1	1.15	29.2	250	17.2	20.0	5.0	.35	500	REEL	T	3200-0212
Red	3/4	19.1	1.15	29.2	300	20.7	20.0	5.0	.36	500	REEL	T	3200-0213
Red	1	25.4	1.47	37.3	250	17.2	10.0	8.0	.54	400	REEL	XX	3200-0014
Red	1 1/4	31.8	1.73	43.9	250	17.2	10.0	10.0	.81	200	REEL	XX	3200-0015
Red	1 3/8	34.9	1.88	47.8	250	17.2	10.0	11.0	.86	250	REEL	XX	3200-0237
Red	1 1/2	38.1	1.98	50.3	250	17.2	10.0	12.0	.96	50	CTN	T	3200-5016
Red	1 1/2	38.1	1.98	50.3	250	17.2	10.0	12.0	1.08	100	REEL	T	3200-0350
Red	1 1/2	38.1	1.98	50.3	250	17.2	10.0	12.0	.79	200	REEL	XX	3200-0016
Red	1 1/2	38.1	1.98	50.3	250	17.2	10.0	12.0	.79	200	REEL	T	3200-5657
Red	2	50.8	2.56	65.0	200	13.8	4.0	16.5	1.28	100	CTN	T	3200-1279
White	1 1/2	38.1	1.98	50.3	250	17.2	10.0	12.0	.96	250	REEL	XX	3200-0312

NOTE: Pkg Code T=One piece continuous length reel. Pkg Code XX=One or two piece reel, 50 ft increments, no length less than 50 ft.

RECOMMENDED FOR: Applications requiring maximum flexibility and good resistance to air, water and heat. For SAE oils intermittent contact only.

TEMPERATURE: -40°F to +200°F (-40°C to +93°C) continuous service.

CONSTRUCTION: **Tube:** [Type B1 \(Specially compounded elastomer\). Black.](#)
Reinforcement: Synthetic textile.
Cover: [Type D3 \(Specially compounded elastomer\). For 2" Black only.](#)
[Type P \(EPDM\). All sizes through 1/2" have perforated cover.](#)

Design Factor: 3:1

COUPLINGS: [19](#) (up through 1/2" only), [1, 3](#) or [4](#), (up through 1/2" with [20](#) brass ferrules, up through 1" with bands), [72](#) Gates Power Crimp™ or [75](#) Gates GLX™. Reference the Hose Coupling Section.

STANDARDS: **Tube:** ARPM (Class B) Medium oil-resistance.
Cover: ARPM (Class C) Limited oil-resistance.



Plant Master™ 300
Formerly - Adapta Flex™



Color	Hose I.D.		Hose O.D.		Max. W.P.		Vac.	MBR	Wt. Per ft	Length	Std. Pack	Pkg Code	Gates Item No.
	(in)	(mm)	(in)	(mm)	(psi)	(Bar)	(In. Hg)	(in)	(Lbs.)	(ft)			
Black	3/4	19.1	1.15	29.2	300	20.7	15.0	6.0	.35	500	REEL	XX	3204-5661
Black	1	25.4	1.48	37.6	300	20.7	10.0	8.0	.59	400	REEL	XX	3204-1718
Blue	3/8	9.5	.69	17.5	300	20.7	30.0	3.0	.15	500	REEL	XX	3204-1501
Blue	1/2	12.7	.83	21.1	300	20.7	25.0	5.0	.20	500	REEL	XX	3204-1503
Blue	3/4	19.1	1.15	29.2	300	20.7	15.0	6.0	.35	50	BULK	200	3204-0560
Blue	3/4	19.1	1.15	29.2	300	20.7	15.0	6.0	.35	500	REEL	XX	3204-1505
Green	3/8	9.5	.69	17.5	300	20.7	30.0	3.0	.15	500	REEL	XX	3204-1511
Green	1/2	12.7	.83	21.1	300	20.7	25.0	5.0	.20	500	REEL	XX	3204-1513
Green	3/4	19.1	1.15	29.2	300	20.7	15.0	6.0	.35	50	BULK	200	3204-0506
Green	3/4	19.1	1.15	29.2	300	20.7	15.0	6.0	.35	500	REEL	XX	3204-1515
Red	1/4	6.4	.53	13.5	300	20.7	30.0	3.0	.10	500	REEL	XX	3204-1307
Red	1/4	6.4	.53	13.5	300	20.7	30.0	3.0	.10	500	REEL	T	3204-5307
Red	3/8	9.5	.67	17.0	300	20.7	30.0	3.0	.15	50	BULK	600	3204-1231
Red	3/8	9.5	.67	17.0	300	20.7	30.0	3.0	.15	500	REEL	XX	3204-1325
Red	3/8	9.5	.67	17.0	300	20.7	30.0	3.0	.15	500	REEL	T	3204-5326
Red	1/2	12.7	.83	21.1	300	20.7	25.0	5.0	.20	500	REEL	XX	3204-1334
Red	1/2	12.7	.83	21.1	300	20.7	25.0	5.0	.22	500	REEL	T	3204-5334
Red	3/4	19.1	1.15	29.2	300	20.7	15.0	6.0	.35	50	BULK	200	3204-5675
Red	3/4	19.1	1.15	29.2	300	20.7	15.0	6.0	.35	500	REEL	XX	3204-1355
Red	3/4	19.1	1.15	29.2	300	20.7	15.0	6.0	.35	500	REEL	T	3204-5355
Red	1	25.4	1.47	37.3	300	20.7	10.0	8.0	.60	50	CTN	T	3204-0681
Red	1	25.4	1.47	37.3	300	20.7	10.0	8.0	.54	300	REEL	XX	3204-5662
Red	1	25.4	1.47	37.3	300	20.7	10.0	8.0	.54	400	REEL	T	3204-0901
Red	1	25.4	1.47	37.3	300	20.7	10.0	8.0	.54	400	REEL	XX	3204-1364
Red	1	25.4	1.47	37.3	300	20.7	10.0	8.0	.60	500	REEL	XX	3204-1650
Yellow	3/8	9.5	.69	17.5	300	20.7	30.0	3.0	.15	500	REEL	XX	3204-1521
Yellow	1/2	12.7	.83	21.1	300	20.7	25.0	5.0	.20	500	REEL	XX	3204-1523
Yellow	3/4	19.1	1.15	29.2	300	20.7	15.0	6.0	.37	50	BULK	200	3204-0558
Yellow	3/4	19.1	1.15	29.2	300	20.7	15.0	6.0	.35	500	REEL	XX	3204-1525

NOTE: Pkg Code T=One piece continuous length reel. Pkg Code XX=One or two piece reel, 50 ft increments, no length less than 50 ft.

RECOMMENDED FOR: Air and water applications requiring maximum flexibility in any industry, including mining, construction, agriculture, vehicle repair and in-plant operations. Outstanding resistance to heat and ozone. Suitable for light agricultural spraying, such as dilute solutions of herbicides.

TEMPERATURE: -40°F to +200°F (-40°C to +93°C) continuous service.

CONSTRUCTION: **Tube:** Type P (EPDM), Black.
Reinforcement: Synthetic textile.
Cover: Type P (EPDM). All sizes through 1/2" are perforated.
Design Factor: 3:1

COUPLINGS: 19 (up through 1/2" only), 1, 3 or 4, (up through 1/2" with 20 brass ferrules, up through 1" with bands), 72 Gates Power Crimp™ or 75 Gates GLX™. Reference the Hose Coupling Section.

STANDARDS: **Tube:** ARPM (Class C) Limited oil-resistance.
Cover: ARPM (Class C) Limited oil-resistance.

AGRICULTURE
AIR BREATHING
AIR DUCT
AIR AND MULTI-PURPOSE
CHEMICAL
FOOD AND BEVERAGE
ENGINE AND MARINE
MATERIAL HANDLING
MINING
OILFIELD
PETROLEUM
PRESSURE WASH AND WASHDOWN
STEAM
WATER
CLAMPS
COUPLINGS AND FERRULES
HOSE FINDER
CHEMICAL RESISTANCE TABLE



Plant Master™ 250 Black
Formerly - Adapta Flex™ Black



250 Black

Color	Hose I.D.		Hose O.D.		Max. W.P.		Vac.	MBR	Wt. Per ft	Length	Std. Pack	Pkg Code	Gates Item No.
	(in)	(mm)	(in)	(mm)	(psi)	(Bar)	(In. Hg)	(in)	(Lbs.)	(ft)			
Black	1/4	6.4	.50	12.7	250	17.2	30.0	3.0	.08	500	REEL	XX	3204-1404
Black	1/4	6.4	.62	15.7	250	17.2	30.0	3.0	.08	500	REEL	XX	3204-1406
Black	3/8	9.5	.66	16.8	250	17.2	30.0	3.0	.14	500	REEL	XX	3204-1410
Black	3/8	9.5	.66	16.8	250	17.2	30.0	3.0	.14	500	REEL	T	3204-4431
Black	1/2	12.7	.81	20.6	250	17.2	25.0	5.0	.19	500	REEL	XX	3204-1416
Black	1/2	12.7	.81	20.6	250	17.2	25.0	5.0	.19	500	REEL	T	3204-4432
Black	3/4	19.1	1.15	29.2	250	17.2	20.0	6.0	.35	50	BULK	200	3204-5820
Black	3/4	19.1	1.15	29.2	250	17.2	20.0	6.0	1.29	200	UPS	XX	3204-1427
Black	3/4	19.1	1.15	29.2	250	17.2	20.0	6.0	.35	500	REEL	XX	3204-1425
Black	3/4	19.1	1.15	29.2	250	17.2	20.0	6.0	.35	500	REEL	T	3204-4433
Black	1 1/4	31.8	1.73	43.9	250	17.2	10.0	10.0	.68	50	UPS	T	3204-1156
Black	1 1/4	31.8	1.73	43.9	250	17.2	10.0	10.0	.86	200	REEL	XX	3204-1434
Black	1 1/3	33.8	1.57	39.9	250	17.2	10.0	10.0	.70	300	REEL	XX	3204-0946
Black	1 1/2	38.1	1.98	50.3	250	17.2	10.0	12.0	.85	200	REEL	XX	3204-1437
Black	1 1/2	38.1	1.98	50.3	250	17.2	10.0	12.0	.79	250	REEL	T	3204-1466

NOTE: Pkg Code T=One piece continuous length reel. Pkg Code XX=One or two piece reel, 50 ft increments, no length less than 50 ft.

Assemblies

Color	Hose I.D.		Hose O.D.		Max. W.P.		Vac.	MBR	Wt. Per ea	Length	Std. Pack	Pkg Code	Gates Item No.
	(in)	(mm)	(in)	(mm)	(psi)	(Bar)	(In. Hg)	(in)	(Lbs.)	(ea)			
Black	3/8	9.5	.66	16.8	250	17.2	30.0	3.0	7.43	50	BULK	5	3204-1721

NOTE: Termination ends are 1/4" male NPT.

RECOMMENDED FOR: Air and water applications requiring maximum flexibility in any industry, including mining, construction, agriculture, vehicle repair and in-plant operations. Outstanding resistance to heat and ozone. Suitable for light agricultural spraying, such as dilute solutions of herbicides.

TEMPERATURE: -40°F to +200°F (-40°C to +93°C) continuous service.

CONSTRUCTION: Tube: [Type P \(EPDM\), Black](#).
Reinforcement: Synthetic textile.
Cover: [Type P \(EPDM\). All sizes through 1/2" are perforated.](#)
Design Factor: 3:1

COUPLINGS: [19](#) (up through 1/2" only), [1, 3](#) or [4](#), (up through 1/2" with [20](#) brass ferrules, up through 1" with bands), [72](#) Gates Power Crimp™ or [75](#) Gates GLX™. Reference the Hose Coupling Section.

STANDARDS: Tube: ARPM (Class C) Limited oil-resistance.
Cover: ARPM (Class C) Limited oil-resistance.



Plant Master™ 250 Colors
Formerly - Adapta Flex™



250 Colors

Color	Hose I.D.		Hose O.D.		Max. W.P.		Vac.	MBR	Wt. Per ft	Length	Std. Pack	Pkg Code	Gates Item No.
	(in)		(mm)		(in)		(mm)	(psi)	(Bar)				
Blue	1/4	6.4	.50	12.7	250	17.2	30.0	3.0	.08	500	REEL	XX	3204-1496
Blue	3/8	9.5	.66	16.8	250	17.2	30.0	3.0	.14	500	REEL	XX	3204-1497
Blue	1/2	12.7	.81	20.6	250	17.2	25.0	5.0	.19	500	REEL	XX	3204-1498
Blue	3/4	19.1	1.15	29.2	250	17.2	20.0	6.0	.35	500	REEL	XX	3204-1500
Green	1/4	6.4	.50	12.7	250	17.2	30.0	3.0	.08	500	REEL	XX	3204-1516
Green	3/8	9.5	.66	16.8	250	17.2	30.0	3.0	.14	500	REEL	XX	3204-1517
Green	1/2	12.7	.81	20.6	250	17.2	25.0	5.0	.19	500	REEL	XX	3204-1518
Green	3/4	19.1	1.15	29.2	250	17.2	20.0	6.0	.35	500	REEL	XX	3204-1520
Red	1/4	6.4	.50	12.7	250	17.2	30.0	3.0	.08	100	BULK	500	3204-1731
Red	1/4	6.4	.50	12.7	250	17.2	30.0	3.0	.08	500	REEL	XX	3204-1304
Red	1/4	6.4	.50	12.7	250	17.2	30.0	3.0	.08	500	REEL	T	3204-5304
Red	1/4	6.4	.62	15.7	250	17.2	30.0	3.0	.08	500	REEL	XX	3204-1386
Red	3/8	9.5	.66	16.8	250	17.2	30.0	3.0	.14	500	REEL	XX	3204-1322
Red	3/8	9.5	.66	16.8	250	17.2	30.0	3.0	.14	500	REEL	T	3204-5321
Red	1/2	12.7	.81	20.6	250	17.2	25.0	5.0	.19	50	BULK	600	3204-1230
Red	1/2	12.7	.81	20.6	250	17.2	25.0	5.0	.19	500	REEL	XX	3204-1331
Red	1/2	12.7	.81	20.6	250	17.2	25.0	5.0	.19	500	REEL	T	3204-5333
Red	5/8	15.9	.97	24.6	250	17.2	20.0	6.0	.26	50	BULK	250	3204-5415
Red	5/8	15.9	.97	24.6	250	17.2	20.0	6.0	.26	500	REEL	XX	3204-1340
Red	5/8	15.9	.97	24.6	250	17.2	20.0	6.0	.25	500	REEL	T	3204-5341
Red	3/4	19.1	1.11	28.2	250	17.2	20.0	6.0	.35	500	REEL	XX	3204-1349
Red	3/4	19.1	1.11	28.2	250	17.2	20.0	6.0	.35	500	REEL	T	3204-5349
Red	3/4	19.1	1.15	29.2	250	17.2	20.0	6.0	.35	50	BULK	200	3204-5420
Yellow	1/4	6.4	.50	12.7	250	17.2	30.0	3.0	.08	500	REEL	XX	3204-1526
Yellow	3/8	9.5	.66	16.8	250	17.2	30.0	3.0	.14	500	REEL	XX	3204-1527
Yellow	1/2	12.7	.81	20.6	250	17.2	25.0	5.0	.19	500	REEL	XX	3204-1528
Yellow	3/4	19.1	1.15	29.2	250	17.2	20.0	6.0	.35	500	REEL	XX	3204-1530
Yellow	1	25.4	1.47	37.3	250	17.2	10.0	8.0	.62	400	REEL	XX	3204-1532

NOTE: Pkg Code T=One piece continuous length reel. Pkg Code XX=One or two piece reel, 50 ft increments, no length less than 50 ft.

Assemblies

Color	Hose I.D.		Hose O.D.		Max. W.P.		Vac.	MBR	Wt. Per ea	Length	Std. Pack	Pkg Code	Gates Item No.
	(in)		(mm)		(in)		(mm)	(psi)	(Bar)				
Red	3/8	9.5	.66	16.8	250	17.2	30.0	3.0	7.72	50	ASSY	8	3204-1720
Red	3/8	9.5	.66	16.8	250	17.2	30.0	3.0	6.53	50	BULK	54	3204-1900

NOTE: Termination ends are 1/4" male NPT.

RECOMMENDED FOR: Air and water applications requiring maximum flexibility in any industry, including mining, construction, agriculture, vehicle repair and in-plant operations. Outstanding resistance to heat and ozone. Suitable for light agricultural spraying, such as dilute solutions of herbicides.

TEMPERATURE: -40°F to +200°F (-40°C to +93°C) continuous service.

CONSTRUCTION: **Tube:** [Type P \(EPDM\)](#), [Black](#).
Reinforcement: Synthetic textile.
Cover: [Type P \(EPDM\)](#). All sizes through 1/2" are perforated.
Design Factor: 3:1

COUPLINGS: [19](#) (up through 1/2" only), [1, 3](#) or [4](#), (up through 1/2" with [20](#) brass ferrules, up through 1" with bands), [72](#) Gates Power Crimp™ or [75](#) Gates GLX™. Reference the Hose Coupling Section.

STANDARDS: **Tube:** ARPM (Class C) Limited oil-resistance.
Cover: ARPM (Class C) Limited oil-resistance.

AGRICULTURE
AIR BREATHING
AIR DUCT
AIR AND MULTI-PURPOSE
CHEMICAL
FOOD AND BEVERAGE
ENGINE AND MARINE
MATERIAL HANDLING
MINING
OILFIELD
PETROLEUM
PRESSURE WASH AND WASHDOWN
STEAM
WATER
CLAMPS
COUPLINGS AND FERRULES
HOSE FINDER
CHEMICAL RESISTANCE TABLE



Plant Master™ (150-200) Black
Formerly - Adapta Flex™ Black



AGRICULTURE

AIR BREATHING

AIR DUCT

AIR AND MULTI-PURPOSE

CHEMICAL

FOOD AND BEVERAGE

ENGINE AND MARINE

MATERIAL HANDLING

MINING

OILFIELD

PETROLEUM

PRESSURE WASH AND WASHDOWN

STEAM

WATER

CLAMPS

COUPLINGS AND FERRULES

HOSE FINDER

CHEMICAL RESISTANCE TABLE

Color	Hose I.D.		Hose O.D.		Max. W.P.		Vac.	MBR	Wt. Per ft	Length	Std. Pack	Pkg Code	Gates Item No.
	(in)	(mm)	(in)	(mm)	(psi)	(Bar)	(In. Hg)	(in)	(Lbs.)	(ft)			
Black	1/4	6.4	.50	12.7	200	13.8	30.0	3.0	.09	500	REEL	XX	3204-1401
Black	1/4	6.4	.50	12.7	200	13.8	30.0	3.0	.09	500	REEL	T	3204-4402
Black	5/16	7.9	.53	13.5	200	13.8	30.0	3.0	.09	500	REEL	XX	3204-0710
Black	3/8	9.5	.66	16.8	200	13.8	30.0	3.0	.14	500	REEL	XX	3204-1407
Black	3/8	9.5	.66	16.8	200	13.8	30.0	3.0	.15	500	UPS	XX	3204-1408
Black	3/8	9.5	.66	16.8	200	13.8	30.0	3.0	.14	500	REEL	T	3204-4407
Black	3/8	9.5	.66	16.8	200	13.8	30.0	3.0	.14	2500	PLT	XX	3204-1131
Black	1/2	12.7	.81	20.6	200	13.8	25.0	5.0	.21	250	UPS	XX	3204-1414
Black	1/2	12.7	.81	20.6	200	13.8	25.0	5.0	.20	500	REEL	XX	3204-1413
Black	1/2	12.7	.81	20.6	200	13.8	25.0	5.0	.19	500	REEL	T	3204-4413
Black	1/2	12.7	.81	20.6	200	13.8	25.0	5.0	.19	2000	PLT	XX	3204-1132
Black	5/8	15.9	.97	24.6	200	13.8	20.0	6.0	.26	500	REEL	XX	3204-1419
Black	5/8	15.9	.97	24.6	200	13.8	20.0	6.0	.26	600	REEL	T	3204-5689
Black	3/4	19.1	1.11	28.2	200	13.8	15.0	6.0	.31	50	CTN	T	3204-0729
Black	3/4	19.1	1.11	28.2	200	13.8	15.0	6.0	.32	500	REEL	XX	3204-1422
Black	3/4	19.1	1.11	28.2	200	13.8	15.0	6.0	.23	500	REEL	T	3204-4422
Black	3/4	19.1	1.11	28.2	200	13.8	15.0	6.0	.24	600	REEL	XX	3204-5682
Black	1	25.4	1.40	35.6	200	13.8	10.0	8.0	.48	125	UPS	XX	3204-1432
Black	1	25.4	1.40	35.6	200	13.8	10.0	8.0	.44	400	UPS	T	3204-1232
Black	1	25.4	1.40	35.6	150	10.3	10.0	8.0	.48	400	REEL	XX	3204-1428
Black	1	25.4	1.40	35.6	200	13.8	10.0	8.0	.48	400	REEL	XX	3204-1431

NOTE: Pkg Code T=One piece continuous length reel. Pkg Code XX=One or two piece reel, 50 ft increments, no length less than 50 ft.

RECOMMENDED FOR: Air and water applications requiring maximum flexibility in any industry, including mining, construction, agriculture, vehicle repair and in-plant operations. Outstanding resistance to heat and ozone. Suitable for light agricultural spraying, such as dilute solutions of herbicides.

TEMPERATURE: -40°F to +200°F (-40°C to +93°C) continuous service.

CONSTRUCTION: **Tube:** [Type P \(EPDM\) Black](#).
Reinforcement: Synthetic textile.
Cover: [Type P \(EPDM\). All sizes through 1/2" are perforated.](#)
Design Factor: 3:1

COUPLINGS: [19](#) (up through 1/2" only), [1, 3](#) or [4](#), (up through 1/2" with [20](#) brass ferrules, up through 1" with bands), [72](#) Gates Power Crimp™ or [75](#) Gates GLX™. Reference the Hose Coupling Section.

STANDARDS: **Tube:** ARPM (Class C) Limited oil-resistance.
Cover: ARPM (Class C) Limited oil-resistance.



Plant Master™ (150-200) Red
Formerly - Adapta Flex™ Red



Color	Hose I.D.		Hose O.D.		Max. W.P.		Vac.	MBR	Wt. Per ft	Length	Std. Pack	Pkg Code	Gates Item No.
	(in)	(mm)	(in)	(mm)	(psi)	(Bar)	(In. Hg)	(in)	(Lbs.)	(ft)			
Red	1/4	6.4	.50	12.7	200	13.8	30.0	3.0	.08	50	BULK	500	3204-1730
Red	1/4	6.4	.50	12.7	200	13.8	30.0	3.0	.09	500	REEL	XX	3204-1301
Red	1/4	6.4	.50	12.7	200	13.8	30.0	3.0	.09	500	UPS	XX	3204-1373
Red	1/4	6.4	.50	12.7	200	13.8	30.0	3.0	.11	500	REEL	T	3204-5301
Red	5/16	7.9	.53	13.5	200	13.8	30.0	3.0	.09	500	REEL	XX	3204-1316
Red	3/8	9.5	.66	16.8	200	13.8	30.0	3.0	.15	50	BULK	1600	3204-5315
Red	3/8	9.5	.66	16.8	200	13.8	30.0	3.0	.14	400	UPS	XX	3204-1375
Red	3/8	9.5	.66	16.8	200	13.8	30.0	3.0	.14	500	REEL	XX	3204-1319
Red	3/8	9.5	.66	16.8	200	13.8	30.0	3.0	.14	500	REEL	T	3204-5319
Red	1/2	12.7	.81	20.6	200	13.8	25.0	5.0	.23	250	UPS	XX	3204-1377
Red	1/2	12.7	.81	20.6	200	13.8	25.0	5.0	.20	500	REEL	XX	3204-1328
Red	1/2	12.7	.81	20.6	200	13.8	25.0	5.0	.22	500	REEL	T	3204-5328
Red	5/8	15.9	.97	24.6	200	13.8	20.0	6.0	.26	250	UPS	XX	3204-1379
Red	5/8	15.9	.97	24.6	200	13.8	20.0	6.0	.26	500	REEL	XX	3204-1337
Red	5/8	15.9	.97	24.6	200	13.8	20.0	6.0	.29	500	REEL	T	3204-5337
Red	3/4	19.1	1.11	28.2	200	13.8	15.0	6.0	.31	50	BULK	200	3204-1636
Red	3/4	19.1	1.11	28.2	200	13.8	15.0	6.0	.31	100	CTN	T	3204-1637
Red	3/4	19.1	1.11	28.2	200	13.8	15.0	6.0	.31	200	UPS	XX	3204-1381
Red	3/4	19.1	1.11	28.2	200	13.8	15.0	6.0	.35	300	REEL	T	3204-1966
Red	3/4	19.1	1.11	28.2	200	13.8	15.0	6.0	.31	500	REEL	XX	3204-1346
Red	3/4	19.1	1.11	28.2	200	13.8	15.0	6.0	.36	500	REEL	T	3204-5346
Red	1	25.4	1.39	35.3	150	10.3	10.0	8.0	.43	400	REEL	T	3204-1200
Red	1	25.4	1.39	35.3	150	10.3	10.0	8.0	.48	400	REEL	XX	3204-1358
Red	1	25.4	1.39	35.3	200	13.8	10.0	8.0	.48	400	REEL	XX	3204-1361
Red	1	25.4	1.40	35.6	200	13.8	10.0	8.0	.45	125	UPS	XX	3204-1383
Red	1	25.4	1.40	35.6	200	13.8	10.0	8.0	.46	400	REEL	T	3204-1656

NOTE: Pkg Code T=One piece continuous length reel. Pkg Code XX=One or two piece reel, 50 ft increments, no length less than 50 ft.

RECOMMENDED FOR: Air and water applications requiring maximum flexibility in any industry, including mining, construction, agriculture, vehicle repair and in-plant operations. Outstanding resistance to heat and ozone. Suitable for light agricultural spraying, such as dilute solutions of herbicides.

TEMPERATURE: -40°F to +200°F (-40°C to +93°C) continuous service.

CONSTRUCTION:
Tube: [Type P \(EPDM\). Black.](#)
Reinforcement: Synthetic textile.
Cover: [Type P \(EPDM\). All sizes through 1/2" are perforated.](#)
Design Factor: 3:1

COUPLINGS: [19](#) (up through 1/2" only), [1, 3](#) or [4](#), (up through 1/2" with [20](#) brass ferrules, up through 1" with bands), [72](#) Gates Power Crimp™ or [75](#) Gates GLX™. Reference the Hose Coupling Section.

STANDARDS: **Tube:** ARPM (Class C) Limited oil-resistance.
Cover: ARPM (Class C) Limited oil-resistance.

AGRICULTURE
AIR BREATHING
AIR DUCT
AIR AND MULTI-PURPOSE
CHEMICAL
FOOD AND BEVERAGE
ENGINE AND MARINE
MATERIAL HANDLING
MINING
OILFIELD
PETROLEUM
PRESSURE WASH AND WASHDOWN
STEAM
WATER
CLAMPS
COUPLINGS AND FERRULES
HOSE FINDER
CHEMICAL RESISTANCE TABLE



Plant Master™ 300 NC
Formerly - Ohmega™



- AGRICULTURE
- AIR BREATHING
- AIR DUCT
- AIR AND MULTI-PURPOSE**
- CHEMICAL
- FOOD AND BEVERAGE
- ENGINE AND MARINE
- MATERIAL HANDLING
- MINING
- OILFIELD
- PETROLEUM
- PRESSURE WASH AND WASHDOWN
- STEAM
- WATER
- CLAMPS
- COUPLINGS AND FERRULES
- HOSE FINDER
- CHEMICAL RESISTANCE TABLE

Color	Hose I.D.		Hose O.D.		Max. W.P.		Vac.	MBR	Wt. Per ft	Length	Std. Pack	Pkg Code	Gates Item No.
	(in)	(mm)	(in)	(mm)	(psi)	(Bar)	(In. Hg)	(in)	(Lbs.)	(ft)			
Red	1/4	6.4	.62	15.7	300	20.7	30.0	3.0	.16	500	REEL	XX	3237-0708
Red	3/8	9.5	.75	19.1	300	20.7	30.0	3.0	.19	500	REEL	XX	3237-0704
Red	1/2	12.7	.88	22.4	300	20.7	25.0	5.0	.24	500	REEL	XX	3237-0705
Red	3/4	19.1	1.16	29.5	300	20.7	20.0	6.0	.36	500	REEL	XX	3237-0706

NOTE: For additional sizes or applications requiring oil-resistance see Plant Master™ XTreme™.
NOTE: Pkg Code XX=One or two piece reel, 50 ft increments, no length less than 50 ft.

- RECOMMENDED FOR:** Medium-duty air and water applications where a hose with high electrical resistance is needed.
- TEMPERATURE:** -20°F to +150°F (-29°C to +66°C) continuous service, 176°F (80°C) intermittent.
- CONSTRUCTION:**
 - Tube:** [Type P \(EPDM\). Green. Carbon free.](#)
 - Reinforcement:** Synthetic textile.
 - Cover:** [Type P \(EPDM\). Carbon free.](#)
 - Design Factor:** 4:1
- COUPLINGS:** **19** (For sizes 3/16" through 3/8" only), **1, 18** or **75** Gates GLX™. Reference the Hose Coupling Section.
- STANDARDS:** Non-conductive (>1 Megohm/in.).
Storage and use may adversely affect electrical resistance.
 - Tube:** ARPM (Class C) Limited oil-resistance.
 - Cover:** ARPM (Class C) Limited oil-resistance.



Chemical Transfer Hose Characteristics

Ratings are for normal or usual range of the specified compounds. Many are modified to meet the needs of specific applications.

Please read and observe all warnings and caution statements throughout this catalog.

Gates Type	Common Name or Trade Name	Elastomer	Weather / Ozone	Abrasion
J	CPE	Chlorinated Polyethylene	Very Good	Good
K	Gatron™	Modified Cross Linked Polyethylene	Excellent	Good
L	UHMWPE	Ultra-High Molecular Weight Polyethylene	Very Good	Excellent
P	EPDM	Ethylene Propylene Diene	Excellent	Good
T	FEP	Fluorinated Polyethylene	Excellent	Very Good

NOTE: Ratings are for general or typical elastomer formulations. Some hoses have special formulations that change the performance of these characteristics to be more suitable for certain applications, such as improved temperature range or resistance to specific chemicals. For selection assistance, refer to product catalog pages and also the Hose Finder and Chemical Resistance sections at the back of this catalog.

WARNING: For all chemical applications above +125°F (+52°C).

Contact Gates Product Application Engineering
303-744-5070
fppasupport@gates.com

Hose Family Name	Tube Type	Cover Type	Smooth or Corrugated	Crush Resistant Option	MegaFlex Option	General Chemical Resistance	Temp Min/Max
Chem Master™ XTreme™ FEP SD	FEP	EPDM	Corrugated	Yes	-	Best	-40°F/300°F
Chem Master Plus CPE SD MegaFlex™	CPE	EPDM	Corrugated	-	Yes	Very Good	-40°F/275°F
Chem Master Plus XLPE SD	Gatron	EPDM	Corrugated	Yes	-	Very Good	-40°F/250°F
Chem Master Plus UHMWPE SD	UHMWPE	EPDM	Corrugated	Yes	-	Very Good	-40°F/212°F
Chem Master EPDM SD	EPDM	EPDM	Corrugated	-	-	Good	-40°F/250°F

- AGRICULTURE
- AIR BREATHING
- AIR DUCT
- AIR AND MULTI-PURPOSE
- CHEMICAL
- FOOD AND BEVERAGE
- ENGINE AND MARINE
- MATERIAL HANDLING
- MINING
- OILFIELD
- PETROLEUM
- PRESSURE WASH AND WASHDOWN
- STEAM
- WATER
- CLAMPS
- COUPLINGS AND FERRULES
- HOSE FINDER
- CHEMICAL RESISTANCE TABLE



Chem Master™ XTreme™ FEP (125-200) SD

Formerly - Stallion™



AGRICULTURE
AIR BREATHING
AIR DUCT
AIR AND MULTI-PURPOSE
CHEMICAL
FOOD AND BEVERAGE
ENGINE AND MARINE
MATERIAL HANDLING
MINING
OILFIELD
PETROLEUM
PRESSURE WASH AND WASHDOWN
STEAM
WATER
CLAMPS
COUPLINGS AND FERRULES
HOSE FINDER
CHEMICAL RESISTANCE TABLE

Color	Hose I.D.		Hose O.D.		Max. W.P.		Vac.	MBR	Wt. Per ft	Length	Std. Pack	Pkg Code	Gates Item No.
	(in)	(mm)	(in)	(mm)	(psi)	(Bar)	(in. Hg)	(in)	(Lbs.)	(ft)			
Blue	3/4	19.1	1.29	32.8	200	13.8	30.0	4.0	.52	20	PLT	T	4698-0021
Blue	3/4	19.1	1.29	32.8	200	13.8	30.0	4.0	.52	100	PLT	T	4698-0011
Blue	1	25.4	1.56	39.6	200	13.8	30.0	5.0	.63	20	PLT	T	4698-0022
Blue	1	25.4	1.56	39.6	200	13.8	30.0	5.0	.63	100	PLT	T	4698-0012
Blue	1	25.4	1.56	39.6	200	13.8	30.0	5.0	.63	200	PLT	T	4698-0029
Blue	1 1/4	31.8	1.80	45.7	200	13.8	30.0	7.0	.74	100	PLT	T	4698-0104
Blue	1 1/2	38.1	2.05	52.1	200	13.8	30.0	8.0	.93	20	PLT	T	4698-0023
Blue	1 1/2	38.1	2.05	52.1	200	13.8	30.0	8.0	.93	100	PLT	T	4698-0013
Blue	1 1/2	38.1	2.05	52.1	200	13.8	30.0	8.0	.93	200	PLT	T	4698-0031
Blue	2	50.8	2.55	64.8	200	13.8	30.0	9.0	1.14	20	PLT	T	4698-0024
Blue	2	50.8	2.55	64.8	200	13.8	30.0	9.0	1.14	100	PLT	T	4698-0014
Blue	2 1/2	63.5	3.07	78.0	150	10.3	30.0	12.0	1.44	20	PLT	T	4698-0025
Blue	2 1/2	63.5	3.07	78.0	150	10.3	30.0	12.0	1.44	100	PLT	T	4698-0015
Blue	3	76.2	3.59	91.2	150	10.3	30.0	18.0	1.77	20	PLT	T	4698-0026
Blue	3	76.2	3.59	91.2	150	10.3	30.0	18.0	1.77	100	PLT	T	4698-0016
Blue	4	101.6	4.66	118.4	125	8.6	30.0	24.0	2.60	20	PLT	T	4698-0027
Blue	4	101.6	4.66	118.4	125	8.6	30.0	24.0	2.60	100	PLT	T	4698-0017

RECOMMENDED FOR: Tank truck, barge, ship, or storage tank transfer of a variety of chemical products. Chem Master XTreme FEP has a wire helix for full suction capability. The tube stock Fluoroethylenepropylene (FEP) has excellent chemical resistance and is backed by Gates Gatron™ for flex fatigue safety at the coupling. Chem Master XTreme FEP is designed for easy cleaning in a bath containing 10% (NaOH) @ +212°F (+100°C). Cleaning in place (CIP) methods may be used. Applications include most basic chemicals which are building blocks for numerous chemicals used in a variety of industries. Reference Gates Chemical Resistance Table for proper hose selection. Compatible with commercially available Bio-Diesel fuels up to B-100.

CAUTION: Chem Master XTreme FEP is designed to withstand fluid temperatures to +300°F (+149°C); however the rating is dependent on the specific chemical conveyed. Contact Denver Product Application (303) 744-5070 for any chemical above +125°F (+52°C).

TEMPERATURE: -40°F to +300°F (-40°C to +149°C) normal service.

CONSTRUCTION: **Tube:** [Type T \(FEP\) Fluoroethylenepropylene, White, Backed with Gatron™ \(Modified XLPE\).](#)
Reinforcement: Multiple plies, synthetic textile, dual steel wire helix.
Cover: [Type P \(EPDM\), Corrugated with orange stripe.](#)
Design Factor: 4:1

COUPLINGS: Use permanent fittings only **71** or **73** for fluid temperatures up to +300°F (+149°C). Reference the Hose Coupling Section.

STANDARDS: Meets FDA requirements.



Chem Master™ XTreme™ FEP 200SD CR
Formerly - Stallion™ Crush Resistant



Color	Hose I.D.		Hose O.D.		Max. W.P.		Vac.	MBR	Wt. Per ft	Length	Std. Pack	Pkg Code	Gates Item No.
	(in)	(mm)	(in)	(mm)	(psi)	(Bar)	(In. Hg)	(in)	(Lbs.)	(ft)			
Black	1	25.4	1.58	40.1	200	13.8	20.0	5.0	.63	150	PLT	T	4698-0085
Black	1	25.4	1.58	40.1	200	13.8	20.0	5.0	.63	200	PLT	T	4698-0030
Black	1 1/2	38.1	2.08	52.8	200	13.8	20.0	8.0	.86	150	PLT	T	4698-0086
Blue	3/4	19.1	1.33	33.8	200	13.8	20.0	4.0	.52	100	PLT	T	4698-0001
Blue	1	25.4	1.58	40.1	200	13.8	20.0	5.0	.63	50	PLT	T	4698-0072
Blue	1	25.4	1.58	40.1	200	13.8	20.0	5.0	.63	100	PLT	T	4698-0002
Blue	1 1/2	38.1	2.08	52.8	200	13.8	20.0	8.0	.93	100	PLT	T	4698-0003
Blue	1 1/2	38.1	2.08	52.8	200	13.8	20.0	10.0	.86	200	PLT	T	4698-0099
Blue	2	50.8	2.58	65.5	200	13.8	20.0	9.0	1.17	50	PLT	T	4698-0073
Blue	2	50.8	2.58	65.5	200	13.8	20.0	9.0	1.14	100	PLT	T	4698-0004

RECOMMENDED FOR: Tank truck, barge, ship, or storage tank transfer of a variety of chemical products. Chem Master XTreme FEP CR has a monofilament helix for suction and crush resistant capability. The tube stock Fluoroethylenepropylene (FEP) has excellent chemical resistance and is backed by Gates Gatron™ for flex fatigue safety at the coupling. Chem Master XTreme FEP CR is designed for easy cleaning in a bath containing 10% (NaOH) @ +212°F (+100°C). Cleaning in place (CIP) methods may be used. Applications include most basic chemicals which are building blocks for numerous chemicals used in a variety of industries. Reference Gates Chemical Resistance Table for proper hose selection. Compatible with commercially available Bio-Diesel fuels up to B-100.

CAUTION: Chem Master XTreme FEP CR is designed to withstand fluid temperatures to +300°F (+149°C); however the rating is dependent on the specific chemical conveyed. Contact Denver Product Application (303) 744-5070 for any chemical above +125°F (+52°C).

TEMPERATURE: -40°F to +300°F (-40°C to +149°C) normal service.

CONSTRUCTION: **Tube:** [Type T \(FEP\) Fluoroethylenepropylene, White, Backed with Gatron™ \(Modified XLPE\).](#)
Reinforcement: Multiple plies, synthetic textile with monofilament helix and static wire.
Cover: [Type P \(EPDM\), Corrugated with orange stripe.](#)
Design Factor: 4:1

COUPLINGS: Use permanent fittings only [71](#) or [73](#) for fluid temperatures up to +300°F (+149°C). Reference the Hose Coupling Section.

STANDARDS: Meets FDA requirements.

AGRICULTURE
AIR BREATHING
AIR DUCT
AIR AND MULTI-PURPOSE
CHEMICAL
FOOD AND BEVERAGE
ENGINE AND MARINE
MATERIAL HANDLING
MINING
OILFIELD
PETROLEUM
PRESSURE WASH AND WASHDOWN
STEAM
WATER
CLAMPS
COUPLINGS AND FERRULES
HOSE FINDER
CHEMICAL RESISTANCE TABLE



Chem Master™ Plus XLPE (150-200) SD Black

Formerly - Mustang™



AGRICULTURE
AIR BREATHING
AIR DUCT
AIR AND MULTI-PURPOSE
CHEMICAL
FOOD AND BEVERAGE
ENGINE AND MARINE
MATERIAL HANDLING
MINING
OILFIELD
PETROLEUM
PRESSURE WASH AND WASHDOWN
STEAM
WATER
CLAMPS
COUPLINGS AND FERRULES
HOSE FINDER
CHEMICAL RESISTANCE TABLE

Color	Hose I.D.		Hose O.D.		Max. W.P.		Vac.	MBR	Wt. Per ft	Length	Std. Pack	Pkg Code	Gates Item No.
	(in)	(mm)	(in)	(mm)	(psi)	(Bar)	(in. Hg)	(in)	(Lbs.)	(ft)			
Black	3/4	19.1	1.25	31.8	200	13.8	30.0	4.0	.45	100	PLT	T	4695-0002
Black	3/4	19.1	1.25	31.8	200	13.8	30.0	4.0	.45	200	PLT	T	4695-0737
Black	1	25.4	1.50	38.1	200	13.8	30.0	5.0	.56	100	PLT	T	4695-0003
Black	1	25.4	1.50	38.1	200	13.8	30.0	5.0	.56	200	PLT	T	4695-0670
Black	1 1/4	31.8	1.75	44.5	200	13.8	30.0	6.0	.70	100	PLT	T	4695-0004
Black	1 1/4	31.8	1.75	44.5	200	13.8	30.0	6.0	.70	200	PLT	T	4695-0738
Black	1 1/2	38.1	2.04	51.8	200	13.8	30.0	8.0	.87	100	PLT	T	4695-0005
Black	1 1/2	38.1	2.04	51.8	200	13.8	30.0	8.0	.70	200	PLT	T	4695-0729
Black	2	50.8	2.54	64.5	200	13.8	30.0	9.0	1.08	100	PLT	T	4695-0001
Black	2	50.8	2.54	64.5	200	13.8	30.0	9.0	1.08	200	PLT	T	4695-0698
Black	2 1/2	63.5	3.05	77.5	150	10.3	30.0	12.0	1.41	100	PLT	T	4695-0006
Black	2 1/2	63.5	3.05	77.5	150	10.3	30.0	12.0	1.41	200	PLT	T	4695-0720
Black	3	76.2	3.58	90.9	150	10.3	30.0	18.0	1.81	100	PLT	T	4695-0007
Black	3	76.2	3.58	90.9	150	10.3	30.0	18.0	1.81	200	PLT	T	4695-0699
Black	4	101.6	4.69	119.1	150	10.3	30.0	24.0	2.72	100	PLT	T	4695-0008
Black	4	101.6	4.69	119.1	150	10.3	30.0	24.0	2.72	200	PLT	T	4695-0055

RECOMMENDED FOR: Tank truck, barge, ship, or storage tank transfer of a variety of chemical products. Chem Master Plus XLPE contains a wire helix for full suction capability, as well as for routing hoses through tight bends. Its Modified Cross-linked Polyethylene tube stock is 'best in class' for maintaining a tight seal with stainless steel fittings, and is designed for cleaning with 'open-end' 50 PSI steam or in a bath containing 10% (NaOH) @ +212°F (+100°C). Cleaning in place (CIP) methods may be used. Applications include over 950 basic chemicals that are building blocks for numerous chemicals used in a variety of industries. Reference Gates Chemical Resistance Table for proper hose selection.

CAUTION: For applications requiring greater than 90% sulfuric acid contact Denver Product Application (303) 744-5070. Chem Master Plus XLPE is designed to withstand fluid temperatures to +250°F (+121°C); however the rating is dependent on the specific chemical conveyed. Contact Denver Product Application (303) 744-5070 for any chemical above +125°F (+52°C). Not recommended for 'closed steam' cleaning.

TEMPERATURE: -40°F to +250°F (-40°C to +121°C) normal service.

CONSTRUCTION: **Tube:** [Type K \(Gatron™ Modified Cross-linked Polyethylene.\) Tan. High chemical resistance.](#)
Reinforcement: Multiple plies, synthetic textile, dual steel wire helix.
Cover: [Type P \(EPDM\). Corrugated with orange stripe.](#)
Design Factor: 4:1

COUPLINGS: Use [7](#), [8](#) or [49](#) for fluid temperatures to +125°F (+52°C). Use permanent fittings only [71](#) or [73](#) for fluid temperatures above +125°F (+52°C) and up to +250°F (+121°C) or [80](#) Gates GSP (2" only). Reference the Hose Coupling Section.



Chem Master™ Plus XLPE (150-200) SD Colors
Formerly - Mustang™



Corrugated Cover

Color	Hose I.D.		Hose O.D.		Max. W.P.		Vac.	MBR	Wt. Per ft	Length	Std. Pack	Pkg Code	Gates Item No.
	(in)	(mm)	(in)	(mm)	(psi)	(Bar)	(In. Hg)	(in)	(Lbs.)	(ft)			
Blue	1	25.4	1.50	38.1	200	13.8	30.0	5.0	.54	100	PLT	T	4695-0627
Blue	2	50.8	2.54	64.5	200	13.8	30.0	9.0	1.10	100	PLT	T	4695-0930
Blue	2	50.8	2.54	64.5	200	13.8	30.0	9.0	1.35	200	PLT	T	4695-0285
Blue	3	76.2	3.58	90.9	150	10.3	30.0	18.0	1.80	100	PLT	T	4695-0931
Blue	3	76.2	3.58	90.9	150	10.3	30.0	18.0	2.13	200	PLT	T	4695-0288
Gray	3	76.2	3.58	90.9	150	10.3	30.0	18.0	1.76	100	PLT	T	4695-0633
Green	1	25.4	1.50	38.1	200	13.8	30.0	5.0	.56	100	PLT	T	4695-0628
Green	1 1/4	31.8	1.75	44.5	200	13.8	30.0	6.0	.67	100	PLT	T	4695-0949
Green	1 1/2	38.1	2.04	51.8	200	13.8	30.0	8.0	.87	100	PLT	T	4695-0211
Green	2	50.8	2.54	64.5	200	13.8	30.0	9.0	1.08	100	PLT	T	4695-0216
Green	2	50.8	2.54	64.5	200	13.8	30.0	9.0	1.08	200	PLT	T	4695-0700
Green	2 1/2	63.5	3.05	77.5	150	10.3	30.0	12.0	1.28	100	PLT	T	4695-0774
Green	2 1/2	63.5	3.05	77.5	150	10.3	30.0	12.0	1.42	200	PLT	T	4695-0830
Green	3	76.2	3.58	90.9	150	10.3	30.0	18.0	1.81	100	PLT	T	4695-0229
Green	3	76.2	3.58	90.9	150	10.3	30.0	18.0	1.81	200	PLT	T	4695-0701
Green	4	101.6	4.69	119.1	150	10.3	30.0	24.0	2.78	100	PLT	T	4695-0970
Red	1	25.4	1.50	38.1	200	13.8	30.0	5.0	.56	100	PLT	T	4695-0684
Red	1 1/2	38.1	2.04	51.8	200	13.8	30.0	8.0	.87	200	PLT	T	4695-0832
Red	2	50.8	2.54	64.5	200	13.8	30.0	9.0	1.03	100	PLT	T	4695-0490
Red	3	76.2	3.58	90.9	150	10.3	30.0	18.0	1.81	100	PLT	T	4695-0707
Yellow	3/4	19.1	1.25	31.8	200	13.8	30.0	4.0	.46	100	PLT	T	4695-0686
Yellow	1	25.4	1.50	38.1	200	13.8	30.0	5.0	.61	100	PLT	T	4695-0051
Yellow	1 1/2	38.1	2.04	51.8	200	13.8	30.0	8.0	.87	200	PLT	T	4695-0780
Yellow	2	50.8	2.54	64.5	200	13.8	30.0	9.0	1.07	100	PLT	T	4695-0629
Yellow	3	76.2	3.58	90.9	150	10.3	30.0	18.0	1.73	100	PLT	T	4695-0052

Smooth Cover

Color	Hose I.D.		Hose O.D.		Max. W.P.		Vac.	MBR	Wt. Per ft	Length	Std. Pack	Pkg Code	Gates Item No.
	(in)	(mm)	(in)	(mm)	(psi)	(Bar)	(In. Hg)	(in)	(Lbs.)	(ft)			
Green	2	50.8	2.54	64.5	200	13.8	30.0	9.0	1.07	100	PLT	T	4695-0267
Green	3	76.2	3.58	90.9	150	10.3	30.0	18.0	1.75	100	PLT	T	4695-0268

RECOMMENDED FOR: Tank truck, barge, ship, or storage tank transfer of a variety of chemical products. Chem Master Plus XLPE contains a wire helix for full suction capability, as well as for routing hoses through tight bends. Its Modified Cross-linked Polyethylene tube stock is 'best in class' for maintaining a tight seal with stainless steel fittings, and is designed for cleaning with 'open-end' 50 PSI steam or in a bath containing 10% (NaOH) @ +212°F (+100°C). Cleaning in place (CIP) methods may be used. Applications include over 950 basic chemicals that are building blocks for numerous chemicals used in a variety of industries. Reference Gates Chemical Resistance Table for proper hose selection.

CAUTION: For applications requiring greater than 90% sulfuric acid contact Denver Product Application (303) 744-5070. Chem Master Plus XLPE is designed to withstand fluid temperatures to +250°F (+121°C); however the rating is dependent on the specific chemical conveyed. Contact Denver Product Application (303) 744-5070 for any chemical above +125°F (+52°C). Not recommended for 'closed steam' cleaning.

TEMPERATURE: -40°F to +250°F (-40°C to +121°C) normal service.

CONSTRUCTION: **Tube:** [Type K \(Gatron™ Modified Cross-linked Polyethylene.\) Tan. High chemical resistance.](#)
Reinforcement: Multiple plies, synthetic textile, dual steel wire helix.
Cover: [Type P \(EPDM\). Corrugated and smooth with orange stripe.](#)
Design Factor: 4:1

COUPLINGS: Use [7](#), [8](#) or [49](#) for fluid temperatures to +125°F (+52°C). Use permanent fittings only [71](#) or [73](#) for fluid temperatures above +125°F (+52°C) and up to +250°F (+121°C) or [80](#) Gates GSP (2" only). Reference the Hose Coupling Section.

AGRICULTURE
AIR BREATHING
AIR DUCT
AIR AND MULTI-PURPOSE
CHEMICAL
FOOD AND BEVERAGE
ENGINE AND MARINE
MATERIAL HANDLING
MINING
OILFIELD
PETROLEUM
PRESSURE WASH AND WASHDOWN
STEAM
WATER
CLAMPS
COUPLINGS AND FERRULES
HOSE FINDER
CHEMICAL RESISTANCE TABLE



Chem Master™ Plus XLPE 200SD CR

Formerly - Mustang™ Crush Resistant



AGRICULTURE
AIR BREATHING
AIR DUCT
AIR AND MULTI-PURPOSE
CHEMICAL
FOOD AND BEVERAGE
ENGINE AND MARINE
MATERIAL HANDLING
MINING
OILFIELD
PETROLEUM
PRESSURE WASH AND WASHDOWN
STEAM
WATER
CLAMPS
COUPLINGS AND FERRULES
HOSE FINDER
CHEMICAL RESISTANCE TABLE

Color	Hose I.D.		Hose O.D.		Max. W.P.		Vac.	MBR	Wt. Per ft	Length	Std. Pack	Pkg Code	Gates Item No.
	(in)	(mm)	(in)	(mm)	(psi)	(Bar)	(in. Hg)	(in)	(Lbs.)	(ft)			
Black	3/4	19.1	1.36	34.5	200	13.8	20.0	4.0	.45	100	PLT	T	4695-0607
Black	1	25.4	1.61	40.9	200	13.8	20.0	5.0	.56	100	PLT	T	4695-0608
Black	1 1/2	38.1	2.13	54.1	200	13.8	20.0	8.0	.87	100	PLT	T	4695-0609
Black	2	50.8	2.63	66.8	200	13.8	20.0	9.0	1.08	100	PLT	T	4695-0610
Blue	1 1/2	38.1	2.13	54.1	200	13.8	20.0	8.0	1.34	100	PLT	T	4695-0723
Green	1 1/2	38.1	2.13	54.1	200	13.8	20.0	8.0	.91	100	PLT	T	4695-0711

NOTE: Also see Black Gold™ Chemical Plus XLPE 250SD

RECOMMENDED FOR: Tank truck, barge, ship, or storage tank transfer of a variety of chemical products. Chem Master Plus XLPE CR contains a monofilament helix for suction and crush resistant capability, as well as for routing hoses through tight bends. Its Modified Cross-linked Polyethylene tube stock is 'best in class' for maintaining a tight seal with stainless steel fittings, and is designed for cleaning with 'open-end' 50 PSI steam or in a bath containing 10% (NaOH) @ +212°F (+100°C). Cleaning in place (CIP) methods may be used. Applications include over 950 basic chemicals that are building blocks for numerous chemicals used in a variety of industries. Reference Gates Chemical Resistance Table for proper hose selection.

CAUTION: For applications requiring greater than 90% sulfuric acid contact Denver Product Application (303) 744-5070. Chem Master Plus XLPE CR is designed to withstand fluid temperatures to +250°F (+121°C); however the rating is dependent on the specific chemical conveyed. Contact Denver Product Application (303) 744-5070 for any chemical above +125°F (+52°C). Not recommended for 'closed steam' cleaning.

TEMPERATURE: -40°F to +250°F (-40°C to +121°C) normal service.

CONSTRUCTION:
Tube: [Type K \(Gatron™ Modified Cross-linked Polyethylene, Tan. High chemical resistance.](#)
Reinforcement: Multiple plies, synthetic textile with monofilament helix and static wire.
Cover: [Type P \(EPDM\). Corrugated with orange stripe.](#)
Design Factor: 4:1

COUPLINGS: Use [7, 8](#) or [49](#) for fluid temperatures to +125°F (+52°C). Use permanent fittings only [71](#) or [73](#) for fluid temperatures above +125°F (+52°C) and up to +250°F (+121°C) or [80](#) Gates GSP (2" only). Reference the Hose Coupling Section.



Chem Master™ Plus UHMWPE (150-200) SD
Formerly - Renegade™



Color	Hose I.D.		Hose O.D.		Max. W.P. (psi)	(Bar)	Vac. (In. Hg)	MBR (in)	Wt. Per ft (Lbs.)	Length (ft)	Std. Pack	Pkg Code	Gates Item No.
	(in)	(mm)	(in)	(mm)									
Black	1	25.4	1.47	37.3	200	13.8	30.0	5.0	1.05	100	PLT	T	4697-0001
Black	1 1/4	31.8	1.72	43.7	200	13.8	30.0	6.0	.67	100	PLT	T	4697-0002
Black	1 1/2	38.1	2.00	50.8	200	13.8	30.0	8.0	.86	100	PLT	T	4697-0003
Black	2	50.8	2.50	63.5	200	13.8	30.0	9.0	1.08	100	PLT	T	4697-0004
Black	2 1/2	63.5	3.01	76.5	150	10.3	30.0	12.0	1.38	100	PLT	T	4697-0005
Black	3	76.2	3.53	89.7	150	10.3	30.0	18.0	1.74	100	PLT	T	4697-0006
Black	4	101.6	4.53	115.1	150	10.3	30.0	24.0	2.51	100	PLT	T	4697-0007
Blue	1	25.4	1.47	37.3	200	13.8	30.0	5.0	.51	100	PLT	T	4697-0114
Blue	1 1/4	31.8	1.72	43.7	200	13.8	30.0	6.0	.60	100	PLT	T	4697-0115
Blue	1 1/2	38.1	2.00	50.8	200	13.8	30.0	8.0	.78	100	PLT	T	4697-0097
Blue	2	50.8	2.50	63.5	200	13.8	30.0	9.0	.99	100	PLT	T	4697-0116
Blue	2	50.8	2.50	63.5	200	13.8	30.0	9.0	.99	200	PLT	T	4697-0149
Green	3/4	19.1	1.22	31.0	200	13.8	30.0	4.0	.41	100	PLT	T	4697-0014
Green	1	25.4	1.47	37.3	200	13.8	30.0	5.0	.51	100	PLT	T	4697-0015
Green	1	25.4	1.47	37.3	200	13.8	30.0	5.0	.51	200	PLT	T	4697-0057
Green	1 1/4	31.8	1.72	43.7	200	13.8	30.0	6.0	.60	100	PLT	T	4697-0016
Green	1 1/2	38.1	2.00	50.8	200	13.8	30.0	8.0	.78	100	PLT	T	4697-0017
Green	1 1/2	38.1	2.00	50.8	200	13.8	30.0	8.0	.78	200	PLT	T	4697-0058
Green	2	50.8	2.50	63.5	200	13.8	30.0	9.0	1.08	100	PLT	T	4697-0018
Green	2	50.8	2.50	63.5	200	13.8	30.0	9.0	1.08	200	PLT	T	4697-0059
Green	2 1/2	63.5	3.01	76.5	150	10.3	30.0	12.0	1.39	100	PLT	T	4697-0019
Green	3	76.2	3.53	89.7	150	10.3	30.0	18.0	1.76	100	PLT	T	4697-0020
Green	3	76.2	3.53	89.7	150	10.3	30.0	18.0	1.76	200	PLT	T	4697-0022
Green	4	101.6	4.53	115.1	150	10.3	30.0	24.0	2.49	100	PLT	T	4697-0021
Red	1	25.4	1.47	37.3	200	13.8	30.0	5.0	.57	100	PLT	T	4697-0117
Red	1 1/4	31.8	1.72	43.7	200	13.8	30.0	6.0	.68	100	PLT	T	4697-0118
Red	2	50.8	2.50	63.5	200	13.8	30.0	9.0	1.09	100	PLT	T	4697-0119
White	1	25.4	1.47	37.3	200	13.8	30.0	5.0	.51	100	PLT	T	4697-0123
White	1 1/4	31.8	1.72	43.7	200	13.8	30.0	6.0	.60	100	PLT	T	4697-0124
White	2	50.8	2.50	63.5	200	13.8	30.0	9.0	.99	100	PLT	T	4697-0125
Yellow	1	25.4	1.47	37.3	200	13.8	30.0	5.0	.51	100	PLT	T	4697-0126
Yellow	1 1/4	31.8	1.72	43.7	200	13.8	30.0	6.0	.60	100	PLT	T	4697-0127
Yellow	2	50.8	2.50	63.5	200	13.8	30.0	9.0	.99	100	PLT	T	4697-0128

RECOMMENDED FOR: Tank truck, barge, ship, or storage tank transfer of a variety of chemical products. Chem Master Plus UHMWPE contains a wire helix for full suction capability, as well as for routing hoses through tight bends. The Ultra High Molecular Weight Polyethylene tube stock has excellent chemical resistance and is backed by Gates Gatron™ for flex fatigue safety at the coupling. Chem Master Plus UHMWPE is designed for easy cleaning in a bath containing 10% (NaOH) @ +212°F (+100°C). Cleaning in place (CIP) methods may be used. Applications include over 450 basic chemicals which are building blocks for numerous chemicals used in a variety of industries. Reference Gates Chemical Resistance Table for proper hose selection.

CAUTION: Chem Master Plus UHMWPE is designed to withstand fluid temperatures to +212°F (+100°C); however the rating is dependent on the specific chemical conveyed. Contact Denver Product Application (303) 744-5070 for any chemical above +125°F (+52°C).

TEMPERATURE: -40°F to +212°F (-40°C to +100°C) normal service.

CONSTRUCTION: **Tube:** [Type L \(Ultra High Molecular Weight Polyethylene\). Clear, backed with Gatron™ Modified XLPE.](#)
Reinforcement: Multiple plies, synthetic textile, dual steel wire helix.
Cover: [Type P \(EPDM\). Corrugated with orange stripe.](#)
Design Factor: 4:1

COUPLINGS: Use **7, 8** or **49** for fluid temperatures to +125°F (+52°C). Use permanent fittings only **71** or **73** for fluid temperatures above +125°F (+52°C) and up to +212°F (+100°C). Reference the Hose Coupling Section.

AGRICULTURE
AIR BREATHING
AIR DUCT
AIR AND MULTI-PURPOSE
CHEMICAL
FOOD AND BEVERAGE
ENGINE AND MARINE
MATERIAL HANDLING
MINING
OILFIELD
PETROLEUM
PRESSURE WASH AND WASHDOWN
STEAM
WATER
CLAMPS
COUPLINGS AND FERRULES
HOSE FINDER
CHEMICAL RESISTANCE TABLE



Chem Master™ Plus UHMWPE 200SD CR



AGRICULTURE
AIR BREATHING
AIR DUCT
AIR AND MULTI-PURPOSE
CHEMICAL
FOOD AND BEVERAGE
ENGINE AND MARINE
MATERIAL HANDLING
MINING
OILFIELD
PETROLEUM
PRESSURE WASH AND WASHDOWN
STEAM
WATER
CLAMPS
COUPLINGS AND FERRULES
HOSE FINDER
CHEMICAL RESISTANCE TABLE

Color	Hose I.D.		Hose O.D.		Max. W.P.		Vac.	MBR	Wt. Per ft	Length	Std. Pack	Pkg Code	Gates Item No.
	(in)	(mm)	(in)	(mm)	(psi)	(Bar)	(In. Hg)	(in)	(Lbs.)	(ft)			
Black	1	25.4	1.59	40.4	200	13.8	30.0	5.0	.60	100	PLT	T	4697-0030
Black	1 1/4	31.8	1.84	46.7	200	13.8	30.0	6.0	.71	100	PLT	T	4697-0031
Black	1 1/2	38.1	2.09	53.1	200	13.8	30.0	8.0	.82	100	PLT	T	4697-0032
Black	2	50.8	2.59	65.8	200	13.8	30.0	9.0	1.03	100	PLT	T	4697-0033
Green	2	50.8	2.59	65.8	200	13.8	30.0	9.0	1.02	100	PLT	T	4697-0048

RECOMMENDED FOR: Tank truck, barge, ship, or storage tank transfer of a variety of chemical products. Chem Master Plus UHMWPE contains a wire helix for full suction capability, as well as for routing hoses through tight bends. The Ultra High Molecular Weight Polyethylene tube stock has excellent chemical resistance and is backed by Gates Gatron™ for flex fatigue safety at the coupling. Chem Master Plus UHMWPE is designed for easy cleaning in a bath containing 10% (NaOH) @ +212°F (+100°C). Cleaning in place (CIP) methods may be used. Applications include over 450 basic chemicals which are building blocks for numerous chemicals used in a variety of industries. Reference Gates Chemical Resistance Table for proper hose selection.

CAUTION: For applications requiring greater than 90% sulfuric acid contact Denver Product Application (303) 744-5070. Chem Master Plus UHMWPE 200SD CR is designed to withstand fluid temperatures to +250°F (+121°C); however the rating is dependent on the specific chemical conveyed. Contact Denver Product Application (303) 744-5070 for any chemical above +125°F (+52°C). Not recommended for 'closed steam' cleaning.

TEMPERATURE: -40°F to +212°F (-40°C to +100°C) normal service.

CONSTRUCTION:
Tube: [Type L \(Ultra High Molecular Weight Polyethylene\). Clear, backed with Gatron™ Modified XLPE.](#)
Reinforcement: Multiple plies, synthetic textile with monofilament helix and static wire.
Cover: [Type P \(EPDM\). Corrugated with orange stripe.](#)
Design Factor: 4:1

COUPLINGS: Use [7, 8](#) or [49](#) for fluid temperatures to +125°F (+52°C). Use permanent fittings only [71](#) or [73](#) for fluid temperatures above +125°F (+52°C) and up to +212°F (+100°C). Reference the Hose Coupling Section.



Chem Master™ Plus CPE (150-200) SD MegaFlex™



Color	Hose I.D.		Hose O.D.		Max. W.P.		Vac.	MBR	Wt. Per ft	Length	Std. Pack	Pkg Code	Gates Item No.
	(in)	(mm)	(in)	(mm)	(psi)	(Bar)	(In. Hg)	(in)	(Lbs.)	(ft)			
Brown	3/4	19.1	1.20	30.5	200	13.8	30.0	1.5	.41	100	PLT	T	4696-0007
Brown	1	25.4	1.46	37.1	200	13.8	30.0	2.0	.51	100	PLT	T	4696-0008
Brown	1	25.4	1.46	37.1	200	13.8	30.0	2.0	.51	200	PLT	T	4696-0027
Brown	1 1/4	31.8	1.72	43.7	200	13.8	30.0	2.5	.65	100	PLT	T	4696-0014
Brown	1 1/2	38.1	1.92	48.8	200	13.8	30.0	3.0	.75	100	PLT	T	4696-0015
Brown	2	50.8	2.48	63.0	200	13.8	30.0	4.0	1.01	100	PLT	T	4696-0016
Brown	2	50.8	2.48	63.0	200	13.8	30.0	4.0	1.01	200	PLT	T	4696-0028
Brown	2 1/2	63.5	2.98	75.7	150	10.3	30.0	5.0	1.23	100	PLT	T	4696-0023
Brown	3	76.2	3.48	88.4	150	10.3	30.0	8.0	1.61	100	PLT	T	4696-0024
Brown	4	101.6	4.49	114.0	150	10.3	30.0	10.0	2.08	100	PLT	T	4696-0025

RECOMMENDED FOR: Tank truck, barge, ship, or storage tank transfer of a variety of chemical products. Chem Master Plus CPE MegaFlex contains a wire helix for full suction capability, as well as for routing hoses through extremely tight bend radius applications.

CAUTION: Chem Master Plus CPE MegaFlex is designed to withstand fluid temperatures to 275°F (135°C), however, the rating is dependent upon the specific chemical being conveyed. Contact Denver Product Application (303-744-5070) for any chemical application above 125°F (+52°C).

TEMPERATURE: -40°F to +275°F (-40°C to +135°C) continuous service.

CONSTRUCTION: **Tube:** [Type J \(CPE\), Black.](#)
Reinforcement: Multiple plies, synthetic textile, dual steel wire helix.
Cover: [Type P \(EPDM\), Corrugated with orange stripe.](#)

COUPLINGS: Use [7](#), [8](#) or [49](#) for fluid temperatures to +125°F (+52°C). Use permanent fittings only [71](#) or [73](#) for fluid temperatures above +125°F (+52°C) and up to +212°F (+100°C). Reference the Hose Coupling Section.

AGRICULTURE
AIR BREATHING
AIR DUCT
AIR AND MULTI-PURPOSE
CHEMICAL
FOOD AND BEVERAGE
ENGINE AND MARINE
MATERIAL HANDLING
MINING
OILFIELD
PETROLEUM
PRESSURE WASH AND WASHDOWN
STEAM
WATER
CLAMPS
COUPLINGS AND FERRULES
HOSE FINDER
CHEMICAL RESISTANCE TABLE

Chem Master™ EPDM (125-150) SD

Formerly - Colt™



AGRICULTURE
AIR BREATHING
AIR DUCT
AIR AND MULTI-PURPOSE
CHEMICAL
FOOD AND BEVERAGE
ENGINE AND MARINE
MATERIAL HANDLING
MINING
OILFIELD
PETROLEUM
PRESSURE WASH AND WASHDOWN
STEAM
WATER
CLAMPS
COUPLINGS AND FERRULES
HOSE FINDER
CHEMICAL RESISTANCE TABLE

Color	Hose I.D.		Hose O.D.		Max. W.P.		Vac.	MBR	Wt. Per ft	Length	Std. Pack	Pkg Code	Gates Item No.
	(in)	(mm)	(in)	(mm)	(psi)	(Bar)	(In. Hg)	(in)	(Lbs.)	(ft)			
Yellow	3/4	19.1	1.27	32.3	150	10.3	30.0	3.0	.50	100	PLT	T	4696-0002
Yellow	1	25.4	1.52	38.6	150	10.3	30.0	3.5	.61	100	PLT	T	4696-0001
Yellow	1 1/4	31.8	1.79	45.5	150	10.3	30.0	4.0	.77	100	PLT	T	4696-0003
Yellow	1 1/4	31.8	1.79	45.5	150	10.3	30.0	4.0	.77	200	PLT	T	4696-0203
Yellow	1 1/2	38.1	2.04	51.8	150	10.3	30.0	5.0	.89	100	PLT	T	4696-0004
Yellow	2	50.8	2.54	64.5	150	10.3	30.0	6.0	1.07	100	PLT	T	4696-0005
Yellow	2 1/2	63.5	3.05	77.5	150	10.3	30.0	9.0	1.34	100	PLT	T	4696-0006
Yellow	3	76.2	3.60	91.4	150	10.3	30.0	11.0	1.70	100	PLT	T	4696-0009
Yellow	3	76.2	3.60	91.4	150	10.3	30.0	11.0	1.70	200	PLT	T	4696-0013
Yellow	4	101.6	4.60	116.8	125	8.6	30.0	16.0	2.25	100	PLT	T	4696-0012
Yellow	6	152.4	6.78	172.2	125	8.6	30.0	24.0	5.29	100	PLT	T	4696-0017

RECOMMENDED FOR: Tank truck, barge, ship, or storage tank transfer of a variety of mild chemical products. Chem Master EPDM contains a wire helix for full suction capability, as well as for routing hoses through tight bends. Its EPDM tube stock will withstand +250°F (+121°C) applications. Reference Gates Chemical Resistance Table for proper hose selection.

CAUTION: Chem Master EPDM is designed to withstand fluid temperatures to +250°F (+121°C); however the rating is dependent on the specific chemical conveyed. Contact Denver Product Application (303) 744-5070 for any chemical above +125°F (+52°C).

TEMPERATURE: -40°F to +250°F (-40°C to +121°C) normal service.

CONSTRUCTION: **Tube:** [Type P \(EPDM\). Black. Mild chemical resistance.](#)
Reinforcement: Multiple plies, synthetic textile, dual steel wire helix.
Cover: [Type P \(EPDM\). Corrugated with orange stripe.](#)
Design Factor: 4:1

COUPLINGS: Use [7](#), [8](#) or [49](#) for fluid temperatures to +125°F (+52°C). Use permanent fittings only [71](#) or [73](#) for fluid temperatures above +125°F (+52°C) and up to +250°F (+121°C). Reference the Hose Coupling Section.



Chem Master™ Paint Spray (500-750)
Formerly - 77B



Color	Hose I.D.		Hose O.D.		Max. W.P.		Vac.	MBR	Wt. Per ft	Length	Std. Pack	Pkg Code	Gates Item No.
	(in)	(mm)	(in)	(mm)	(psi)	(Bar)	(In. Hg)	(in)	(Lbs.)	(ft)			
Black	1/4	6.4	.52	13.2	500	34.5	30.0	3.0	.09	700	REEL	EE	3207-0290
Black	5/16	7.9	.59	15.0	500	34.5	30.0	3.0	.11	700	REEL	EE	3207-0291
Black	3/8	9.5	.67	17.0	500	34.5	30.0	3.0	.14	700	REEL	EE	3207-0292
Black	1/2	12.7	.87	22.1	750	51.7	25.0	5.0	.23	700	REEL	EE	3207-0294
Black	3/4	19.1	1.16	29.5	750	51.7	25.0	6.0	.35	350	REEL	KK	3207-0296

RECOMMENDED FOR: Paint spray applications, as well as transfer of petroleum-based products (aliphatic, aromatic and chlorinated hydrocarbon such as toluene, xylene, benzene, gasoline). Reference Gates Chemical Resistance Table for proper hose selection. Compatible with Bio-Diesel fuels. For transfer only.

CAUTION: Contact Denver Product Application (303) 744-5070 when conveying chemicals above +120°F (+49°C). Not recommended for acids or use in high pressure paint spray applications requiring a static-conductive hose.

TEMPERATURE: -40°F to +150°F (-40°C to +66°C) continuous service.

CONSTRUCTION: **Tube:** [Type Z \(Special Flexible Nylon\), Clear.](#)
Reinforcement: Synthetic textile.
Cover: [Type A \(Chloroprene\).](#)
Design Factor: 4:1

COUPLINGS: [48.](#) For paint service: Binks [3](#) piece compression ring only. Reference the Hose Coupling Section.

AGRICULTURE
AIR BREATHING
AIR DUCT
AIR AND MULTI-PURPOSE
CHEMICAL
FOOD AND BEVERAGE
ENGINE AND MARINE
MATERIAL HANDLING
MINING
OILFIELD
PETROLEUM
PRESSURE WASH AND WASHDOWN
STEAM
WATER
CLAMPS
COUPLINGS AND FERRULES
HOSE FINDER
CHEMICAL RESISTANCE TABLE



Chem Master™ DEF Transfer (350-500)

Formerly - Diesel Exhaust Fluid



- AGRICULTURE
- AIR BREATHING
- AIR DUCT
- AIR AND MULTI-PURPOSE
- CHEMICAL**
- FOOD AND BEVERAGE
- ENGINE AND MARINE
- MATERIAL HANDLING
- MINING
- OILFIELD
- PETROLEUM
- PRESSURE WASH AND WASHDOWN
- STEAM
- WATER
- CLAMPS
- COUPLINGS AND FERRULES
- HOSE FINDER
- CHEMICAL RESISTANCE TABLE

Color	Hose I.D.		Hose O.D.		Max. W.P.		Vac.	MBR	Wt. Per ft	Length	Std. Pack	Pkg Code	Gates Item No.
	(in)	(mm)	(in)	(mm)	(psi)	(Bar)	(In. Hg)	(in)	(Lbs.)	(ft)			
Black	1/4	6.4	.50	12.7	500	34.5	15.0	3.0	.08	500	REEL	F	4217-0007
Black	1/2	12.7	.80	20.3	350	24.1	15.0	3.0	.25	300	REEL	J	4217-0319
Black	1/2	12.7	.80	20.3	350	24.1	15.0	3.0	.28	1000	REEL	J	4217-0303
Black	3/4	19.1	1.12	28.4	350	24.1	15.0	4.0	.32	550	REEL	GG	4217-0310
Black	1	25.4	1.36	34.5	350	24.1	10.0	6.0	1.00	400	REEL	CC	4217-0311

RECOMMENDED FOR: DEF dispensing tank fill hose. Transfer of urea solutions such as ADBLUE.

TEMPERATURE: -40°F to +212°F (-40°C to +100°C) continuous service.

CONSTRUCTION:
Tube: [Type P \(EPDM\), Black – Peroxide Cured – No Zinc.](#)
Reinforcement: Braided, synthetic textile.
Cover: [Type P \(EPDM\), Black with orange stripe. Wrapped appearance.](#)
Design Factor: 4:1

COUPLINGS: [75](#) Gates GLX™ or [82](#) Gates SS. Reference the Hose Coupling Section.

STANDARDS: **Tube:** Zinc and Calcium Carbonate Free.



Chem Master™ Hydrocarbon Drain 300



Color	Hose I.D.		Hose O.D.		Max. W.P.		Vac.	MBR	Wt. Per ft	Length	Std. Pack	Pkg Code	Gates Item No.
	(in)	(mm)	(in)	(mm)	(psi)	(Bar)	(In. Hg)	(in)	(Lbs.)	(ft)			
Blue	3/4	19.1	1.13	28.7	300	20.7	30.0	6.0	.42	500	REEL	T	3624-0144
Blue	1	25.4	1.38	35.1	300	20.7	30.0	8.0	.57	500	REEL	T	3624-0146

NOTE: 500ft reels contain 10ea 50ft continuous length pieces.

RECOMMENDED FOR: This hose is designed for use in all types of refineries for drainage of hot liquid residue and hydrocarbons produced by the cleaning of storage tanks and containment vessels. The high-temperature tube and cover are rated at 300°F and resistant to steam vapors, oils and weather. The blue cover provides color identification in refineries and chemical plants. Crimp specs are available for Boss crimp style couplings and Gates MegaCrimp™ couplings.

CAUTION: Not recommended for steam service.

TEMPERATURE: -40°F to +300°F (-40°C to +150°C) continuous service.

CONSTRUCTION: **Tube:** [Type C \(Nitrile\), Black.](#)
Reinforcement: Braided, steel wire.
Cover: [Type J \(CPE\), Blue with orange stripe.](#)
Design Factor: 10:1

COUPLINGS: [74](#) Gates MegaCrimp™ couplings. Boss crimp style couplings. Reference the Hose Coupling Section.

STANDARDS: **Tube:** ARPM (Class A) High oil-resistance.
Cover: ARPM (Class B) Medium oil-resistance.

AGRICULTURE
AIR BREATHING
AIR DUCT
AIR AND MULTI-PURPOSE
CHEMICAL
FOOD AND BEVERAGE
ENGINE AND MARINE
MATERIAL HANDLING
MINING
OILFIELD
PETROLEUM
PRESSURE WASH AND WASHDOWN
STEAM
WATER
CLAMPS
COUPLINGS AND FERRULES
HOSE FINDER
CHEMICAL RESISTANCE TABLE



Food Hose Characteristics and General Application Information

Ratings are for normal or usual range of the specified compounds. Many are modified to meet the needs of specific applications.

Please read and observe all warnings and caution statements throughout this catalog.

Gates Type	Common Name or Trade Name	Elastomer	Weather / Ozone	Abrasion
C2	Modified Nitrile	Acrylonitrile Butadiene	Good	Good
C4	Modified Carboxylated Nitrile	Carboxylated Nitrile	Good	Excellent
D	Gum Rubber, Buna-S	Natural Rubber or Styrene Butadiene	Poor	Excellent
G	PVC	Polyvinyl Chloride (plasticized)	Excellent	Very Good
L	UHMWPE	Ultra-High Molecular Weight Polyethylene	Very Good	Excellent
P	EPDM	Ethylene Propylene Diene	Excellent	Good
S	Sanitron™	Thermoplastic Vulcanizate	Good	Good
T	FEP	Fluorinated Polyethylene	Excellent	Very Good

NOTE: Ratings are for general or typical elastomer formulations. Some hoses have special formulations that change the performance of these characteristics to be more suitable for certain applications, such as improved temperature range. For selection assistance, refer to product catalog pages and also the Hose Finder and Chemical Resistance sections at the back of this catalog.

Contact Gates Product Application Engineering
 303-744-5070
 fppasupport@gates.com

Hose Name	Tube Type	Cover Type	Smooth or Corrugated	Crush Resistant	Water-Base Liquid	Oil-Base Liquid	Dry Goods	Temp Min/Max
Food Master™ XTreme™ 250 SD CR	Sanitron	EPDM	Smooth	Yes	Yes	-	-	-40°F/230°F
Food Master Beverage 250 SD CR	Sanitron	EPDM	Smooth	Yes	Yes	-	-	-40°F/230°F
Food Master Beverage 150 SD CR	Sanitron	EPDM	Smooth	Yes	Yes	-	-	-40°F/212°F
Food Master Beverage MegaTuff™ CR	Sanitron	UHMW	Corrugated	Yes	Yes	-	-	-40°F/212°F
Food Master Oils and Dairy 150 SD	Modified Nitrile	Modified Nitrile	Both	-	-	Yes	-	-40°F/230°F
Food Master Oils and Dairy 150 D	Modified Nitrile	Modified Nitrile	Smooth	-	-	Yes	-	-40°F/230°F
Food Master Oils and Dairy MegaFlex™	Modified Nitrile	Modified Nitrile	Corrugated	-	-	Yes	-	-40°F/230°F
Food Master Dry Goods (50-150) SD	Buna-S	EPDM	Corrugated	-	-	-	Yes	-40°F/150°F
Food Master Dry Goods (25-40) D	Buna-S	Buna-S	Smooth	-	-	-	Yes	-40°F/150°F
Food Master PVC Dry Goods	PVC	PVC	Corrugated	Yes	-	-	Yes	-10°F/130°F
Food Master PVC Tubing	PVC	PVC	Smooth	-	Yes	Yes	-	-25°F/150°F
Food Master PVC Clear Tubing Braid	PVC	PVC	Smooth	-	Yes	Yes	-	-10°F/130°F
Food Master PVC SD Clear	PVC	PVC	Both	Yes	Yes	Yes	Yes	-10°F/130°F
*Chem Master™ XTreme™ FEP SD	FEP	EPDM	Corrugated	Both	Yes	Yes	-	-40°F/300°F
*Chem Master Plus UHMWPE SD	UHMW	EPDM	Corrugated	Both	Yes	Yes	Yes	-40°F/212°F

* See Chemical Section for hose selection details.



Food Master™ XTreme™ 250SD CR
Formerly - Food & Beverage Master™



Color	Hose I.D.		Hose O.D.		Max. W.P.		Vac.	MBR	Wt. Per ft	Length	Std. Pack	Pkg Code	Gates Item No.
	(in)	(mm)	(in)	(mm)	(psi)	(Bar)	(In. Hg)	(in)	(Lbs.)	(ft)			
Blue	1	25.4	1.48	37.6	250	17.2	30.0	3.0	.95	100	PLT	T	3132-0911
Blue	1 1/2	38.1	2.07	52.6	250	17.2	30.0	4.5	.94	100	PLT	T	3132-0907
Blue	2	50.8	2.62	66.5	250	17.2	30.0	6.0	.94	100	PLT	T	3132-0906
Blue	2	50.8	2.62	66.5	250	17.2	30.0	6.0	1.17	200	PLT	T	3132-0205
Blue	3	76.2	3.86	98.0	250	17.2	30.0	18.0	2.44	100	PLT	T	3132-0912
Blue	4	101.6	4.88	124.0	250	17.2	30.0	36.0	3.21	100	PLT	T	3132-0913
Gray	3/4	19.1	1.22	31.0	250	17.2	30.0	2.0	.42	100	PLT	T	3132-0263
Gray	1	25.4	1.48	37.6	250	17.2	30.0	3.0	.52	100	PLT	T	3132-0264
Gray	1 1/2	38.1	2.07	52.6	250	17.2	30.0	4.5	.90	100	PLT	T	3132-0265
Gray	1 1/2	38.1	2.07	52.6	250	17.2	30.0	4.5	.90	200	PLT	T	3132-0066
Gray	2	50.8	2.62	66.5	250	17.2	30.0	6.0	1.21	100	PLT	T	3132-0266
Gray	2 1/2	63.5	3.25	82.6	250	17.2	30.0	12.0	1.82	100	PLT	T	3132-0267
Gray	2 1/2	63.5	3.25	82.6	250	17.2	30.0	12.0	1.81	200	PLT	T	3132-0067
Gray	3	76.2	3.86	98.0	250	17.2	30.0	18.0	2.46	100	PLT	T	3132-0268
Gray	4	101.6	4.88	124.0	250	17.2	30.0	36.0	3.24	100	PLT	T	3132-0269
White	3/4	19.1	1.22	31.0	250	17.2	30.0	2.0	.42	50	PLT	T	3132-5022
White	3/4	19.1	1.22	31.0	250	17.2	30.0	2.0	.42	100	PLT	T	3132-0222
White	1	25.4	1.48	37.6	250	17.2	30.0	3.0	.52	50	PLT	T	3132-5023
White	1	25.4	1.48	37.6	250	17.2	30.0	3.0	.52	100	PLT	T	3132-0216
White	1 1/2	38.1	2.07	52.6	250	17.2	30.0	4.5	.90	50	PLT	T	3132-5024
White	1 1/2	38.1	2.07	52.6	250	17.2	30.0	4.5	.90	100	PLT	T	3132-0217
White	1 1/2	38.1	2.07	52.6	250	17.2	30.0	4.5	.89	200	PLT	T	3132-0223
White	2	50.8	2.62	66.5	250	17.2	30.0	6.0	1.20	50	PLT	T	3132-5025
White	2	50.8	2.62	66.5	250	17.2	30.0	6.0	1.19	100	PLT	T	3132-0218
White	2 1/2	63.5	3.25	82.6	250	17.2	30.0	12.0	1.81	50	PLT	T	3132-5026
White	2 1/2	63.5	3.25	82.6	250	17.2	30.0	12.0	1.82	100	PLT	T	3132-0219
White	3	76.2	3.86	98.0	250	17.2	30.0	18.0	2.46	50	PLT	T	3132-5027
White	3	76.2	3.86	98.0	250	17.2	30.0	18.0	2.47	100	PLT	T	3132-0220
White	4	101.6	4.88	124.0	250	17.2	30.0	36.0	3.24	100	PLT	T	3132-0221

RECOMMENDED FOR: Transfer of milk, juice, beer, soft drinks, pharmaceuticals, cosmetics or water-based products requiring a FDA sanitary hose. Also suitable for many dry bulk products via suction, pneumatic or gravity where a sanitary hose is required.

TEMPERATURE: -40°F to +230°F (-40°C to +110°C) continuous service.

CONSTRUCTION: **Tube:** [Type S \(Sanitron™\)](#), [White](#).
Reinforcement: Multiple plies, synthetic textile, monofilament helix, static filament.
Cover: [Type P \(EPDM\)](#), [Smooth with burgundy stripe](#).
Design Factor: 4:1

COUPLINGS: [1](#) or stainless steel, [8](#) or stainless steel, [34](#), [71](#). Reference the Hose Coupling Section.

STANDARDS: Meets FDA requirements, 3A-Class 3 and USDA.

AGRICULTURE
AIR BREATHING
AIR DUCT
AIR AND MULTI-PURPOSE
CHEMICAL
FOOD AND BEVERAGE
ENGINE AND MARINE
MATERIAL HANDLING
MINING
OILFIELD
PETROLEUM
PRESSURE WASH AND WASHDOWN
STEAM
WATER
CLAMPS
COUPLINGS AND FERRULES
HOSE FINDER
CHEMICAL RESISTANCE TABLE



Food Master™ Beverage 250SD CR
Formerly - Cellar Master™



- AGRICULTURE
- AIR BREATHING
- AIR DUCT
- AIR AND MULTI-PURPOSE
- CHEMICAL
- FOOD AND BEVERAGE
- ENGINE AND MARINE
- MATERIAL HANDLING
- MINING
- OILFIELD
- PETROLEUM
- PRESSURE WASH AND WASHDOWN
- STEAM
- WATER
- CLAMPS
- COUPLINGS AND FERRULES
- HOSE FINDER
- CHEMICAL RESISTANCE TABLE

Color	Hose I.D.		Hose O.D.		Max. W.P.		Vac.	MBR	Wt. Per ft	Length	Std. Pack	Pkg Code	Gates Item No.
	(in)	(mm)	(in)	(mm)	(psi)	(Bar)	(In. Hg)	(in)	(Lbs.)	(ft)			
White	1	25.4	1.48	37.6	250	17.2	30.0	3.0	.52	100	PLT	T	3132-0180
White	1 1/2	38.1	2.07	52.6	250	17.2	30.0	4.5	.97	100	PLT	T	3132-0181
White	2	50.8	2.62	66.5	250	17.2	30.0	6.0	1.32	100	PLT	T	3132-0182
White	2 1/2	63.5	3.25	82.6	250	17.2	30.0	12.0	1.60	100	PLT	T	3132-0186
White	3	76.2	3.86	98.0	250	17.2	30.0	18.0	2.20	100	PLT	T	3132-0183
White	4	101.6	4.88	124.0	250	17.2	30.0	36.0	2.75	100	PLT	T	3132-0184

RECOMMENDED FOR: Transfer of milk, juice, beer, soft drinks, pharmaceuticals, cosmetics or water-based products requiring a FDA sanitary hose.

TEMPERATURE: -40°F to +230°F (-40°C to +110°C) continuous service.

CONSTRUCTION:
Tube: [Type S \(Sanitron™\), White.](#)
Reinforcement: Multiple plies, synthetic textile, monofilament helix.
Cover: [Type P \(EPDM\), White with burgundy stripe.](#)
Design Factor: 4:1

COUPLINGS: [1](#) or stainless steel, [8](#) or stainless steel, [34](#), [71](#). Reference the Hose Coupling Section.

STANDARDS: Meets FDA requirements, 3A-Class 3 and USDA.



Food Master™ Beverage 150SD CR
Formerly - Cellar Master™ Light



Color	Hose I.D.		Hose O.D.		Max. W.P.		Vac.	MBR	Wt. Per ft	Length	Std. Pack	Pkg Code	Gates Item No.
	(in)	(mm)	(in)	(mm)	(psi)	(Bar)	(In. Hg)	(in)	(Lbs.)	(ft)			
Gray	1 1/2	38.1	2.00	50.8	150	10.3	30.0	6.0	.65	100	PLT	T	3132-0171
Gray	2	50.8	2.50	63.5	150	10.3	30.0	12.0	.96	100	PLT	T	3132-0172
Gray	2 1/2	63.5	3.11	79.0	150	10.3	30.0	22.0	1.62	100	PLT	T	3132-0173
Gray	3	76.2	3.75	95.3	150	10.3	30.0	20.0	2.13	100	PLT	T	3132-0174
Gray	4	101.6	4.76	120.9	150	10.3	30.0	28.0	3.16	100	PLT	T	3132-0175

RECOMMENDED FOR: Transfer of milk, juice, beer, soft drinks, pharmaceuticals, cosmetics or water-based products requiring a FDA sanitary hose.

TEMPERATURE: -40°F to +212°F (-40°C to +100°C) continuous service.

CONSTRUCTION: **Tube:** [Type S \(Sanitron™\), White.](#)
Reinforcement: Multiple plies, synthetic textile, monofilament helix.
Cover: [Type P \(EPDM\), Gray with burgundy stripe.](#)
Design Factor: 4:1

COUPLINGS: **1** or stainless steel, **8** or stainless steel, **34, 71.** Reference the Hose Coupling Section.

STANDARDS: Meets FDA requirements, 3A-Class 3 and USDA.

AGRICULTURE
AIR BREATHING
AIR DUCT
AIR AND MULTI-PURPOSE
CHEMICAL
FOOD AND BEVERAGE
ENGINE AND MARINE
MATERIAL HANDLING
MINING
OILFIELD
PETROLEUM
PRESSURE WASH AND WASHDOWN
STEAM
WATER
CLAMPS
COUPLINGS AND FERRULES
HOSE FINDER
CHEMICAL RESISTANCE TABLE



Food Master™ Beverage 150SD CR MegaTuff™



AGRICULTURE
AIR BREATHING
AIR DUCT
AIR AND MULTI-PURPOSE
CHEMICAL
FOOD AND BEVERAGE
ENGINE AND MARINE
MATERIAL HANDLING
MINING
OILFIELD
PETROLEUM
PRESSURE WASH AND WASHDOWN
STEAM
WATER
CLAMPS
COUPLINGS AND FERRULES
HOSE FINDER
CHEMICAL RESISTANCE TABLE

Color	Hose I.D.		Hose O.D.		Max. W.P.		Vac.	MBR	Wt. Per ft	Length	Std. Pack	Pkg Code	Gates Item No.
	(in)	(mm)	(in)	(mm)	(psi)	(Bar)	(In. Hg)	(in)	(Lbs.)	(ft)			
Gray	1	25.4	1.60	40.6	150	10.3	30.0	6.0	.49	100	PLT	T	3132-5034
Gray	1 1/2	38.1	2.00	50.8	150	10.3	30.0	6.0	.68	100	PLT	T	3132-5028
Gray	2	50.8	2.50	63.5	150	10.3	30.0	12.0	.86	100	PLT	T	3132-5029
Gray	2 1/2	63.5	3.11	79.0	150	10.3	30.0	22.0	1.59	100	PLT	T	3132-5035
Gray	3	76.2	3.75	95.3	150	10.3	30.0	28.0	.50	100	PLT	T	3132-5030

RECOMMENDED FOR: Transfer of beer, milk, juice, soft drinks, pharmaceuticals, cosmetics, or water-based products requiring an FDA sanitary hose where exterior abrasion resistance is critical. The UHMWPE cover provides less drag resistance and easy gliding on concrete surfaces, such as breweries, wineries, and dairy facilities.

TEMPERATURE: -40°F to +212°F (-40°C to +100°C).

CONSTRUCTION:
Tube: [Type S \(Sanitron™\), White.](#)
Reinforcement: Multiple plies, synthetic textile, monofilament helix.
Cover: [Type P \(EPDM\), Gray with Type L \(UHMWPE\) wrap for abrasion resistance.](#)
Design Factor: 4:1

COUPLINGS: [1](#) or stainless steel, [8](#) or stainless steel, [34](#), [71](#). Reference the Hose Coupling Section.

STANDARDS: Meets FDA requirements, 3A-Class 3 and USDA.



Food Master™ Oils and Dairy 150SD
Formerly - Food Master™ Lite™



Corrugated Cover

Color	Hose I.D.		Hose O.D.		Max. W.P.		Vac.	MBR	Wt. Per ft	Length	Std. Pack	Pkg Code	Gates Item No.
	(in)		(mm)		(in)								
Blue	1 1/2	38.1	2.05	52.1	150	10.3	30.0	4.5	1.10	100	PLT	T	3133-0030
Blue	2	50.8	2.55	64.8	150	10.3	30.0	6.0	1.45	100	PLT	T	3133-0031
Blue	2 1/2	63.5	3.08	78.2	150	10.3	30.0	12.0	1.92	100	PLT	T	3133-0032
Blue	3	76.2	3.58	90.9	150	10.3	30.0	18.0	1.45	100	PLT	T	3133-0033
Gray	1 1/2	38.1	2.05	52.1	150	10.3	30.0	4.5	1.14	100	PLT	T	3133-0056
Gray	2	50.8	2.55	64.8	150	10.3	30.0	6.0	1.49	100	PLT	T	3133-0058
Gray	2 1/2	63.5	3.08	78.2	150	10.3	30.0	12.0	1.95	100	PLT	T	3133-0059
Gray	3	76.2	3.58	90.9	150	10.3	30.0	18.0	2.33	100	PLT	T	3133-0057
Gray	3	76.2	3.58	90.9	150	10.3	30.0	18.0	2.32	200	PLT	T	3133-0051
Gray	4	101.6	4.60	116.8	150	10.3	30.0	24.0	3.13	100	PLT	T	3133-0060
White	3/4	19.1	1.29	32.8	150	10.3	30.0	2.0	.65	100	PLT	T	3133-0001
White	3/4	19.1	1.29	32.8	150	10.3	30.0	2.0	.64	200	PLT	T	3133-0011
White	1	25.4	1.54	39.1	150	10.3	30.0	3.0	.79	100	PLT	T	3133-0002
White	1 1/2	38.1	2.05	52.1	150	10.3	30.0	4.5	1.15	100	PLT	T	3133-0003
White	2	50.8	2.55	64.8	150	10.3	30.0	6.0	1.50	100	PLT	T	3133-0004
White	2 1/2	63.5	3.08	78.2	150	10.3	30.0	12.0	1.98	100	PLT	T	3133-0005
White	3	76.2	3.58	90.9	150	10.3	30.0	18.0	2.35	100	PLT	T	3133-0006
White	4	101.6	4.60	116.8	150	10.3	30.0	24.0	3.12	100	PLT	T	3133-0007
White	4	101.6	4.60	116.8	150	10.3	30.0	18.0	3.13	200	PLT	T	3133-0055
White	6	152.4	6.69	169.9	150	10.3	30.0	36.0	5.59	50	PLT	T	3133-0008

Smooth Cover

Color	Hose I.D.		Hose O.D.		Max. W.P.		Vac.	MBR	Wt. Per ft	Length	Std. Pack	Pkg Code	Gates Item No.
	(in)		(mm)		(in)								
Blue	1 1/2	38.1	2.05	52.1	150	10.3	30.0	4.5	1.10	100	PLT	T	3133-0075
Blue	2	50.8	2.55	64.8	150	10.3	30.0	6.0	1.46	100	PLT	T	3133-0080
Blue	2 1/2	63.5	3.08	78.2	150	10.3	30.0	12.0	1.92	100	PLT	T	3133-0077
Gray	1	25.4	1.54	39.1	150	10.3	30.0	3.0	.79	100	PLT	T	3133-0074
Gray	1 1/2	38.1	2.05	52.1	150	10.3	30.0	4.5	1.13	100	PLT	T	3133-0071
Gray	2	50.8	2.55	64.8	150	10.3	30.0	6.0	1.49	100	PLT	T	3133-0072
Gray	2 1/2	63.5	3.08	78.2	150	10.3	30.0	12.0	1.95	100	PLT	T	3133-0083
Gray	3	76.2	3.58	90.9	150	10.3	30.0	18.0	2.33	100	PLT	T	3133-0084
Gray	4	101.6	4.60	116.8	150	10.3	30.0	24.0	3.13	100	PLT	T	3133-0093
Gray	6	152.4	6.69	169.9	150	10.3	30.0	36.0	5.60	50	PLT	T	3133-0094
Red	1	25.4	1.54	39.1	150	10.3	30.0	3.0	.79	100	PLT	T	3133-0092
Red	1 1/2	38.1	2.05	52.1	150	10.3	30.0	4.5	1.10	100	PLT	T	3133-0076
Red	2	50.8	2.55	64.8	150	10.3	30.0	6.0	1.46	100	PLT	T	3133-0081
Red	3	76.2	3.58	90.9	150	10.3	30.0	18.0	2.29	100	PLT	T	3133-0090
Red	4	101.6	4.60	116.8	150	10.3	30.0	24.0	3.05	100	PLT	T	3133-0088
Red	6	152.4	6.69	169.9	150	10.3	30.0	36.0	5.60	50	PLT	T	3133-0095

RECOMMENDED FOR: Tank truck, barge, ship, or storage tank transfer of a variety of food products such as animal fat, vegetable oil and other edible oils at temperatures up to +230°F requiring FDA sanitary hose. Also suitable for ice cream and other dairy products requiring 3A-Class 3 standards.

TEMPERATURE: -40°F to +230°F (-40°C to +110°C) continuous service.

CONSTRUCTION: **Tube:** [Type C2 \(Modified Nitrile\)](#), [Sanitary FDA and 3A-Class 3 White](#).
Reinforcement: Multiple plies, synthetic textile, dual steel wire helix.
Cover: [Type C2 \(Modified Nitrile\)](#), [Corrugated or smooth with burgundy stripe](#).
Design Factor: 4:1

COUPLINGS: 1 or stainless steel, 8 or stainless steel, [34](#), [71](#). Reference the Hose Coupling Section.

STANDARDS: Tube meets FDA requirements, 3A-Class 3 and USDA. Phthalate free.

AGRICULTURE
AIR BREATHING
AIR DUCT
AIR AND MULTI-PURPOSE
CHEMICAL
FOOD AND BEVERAGE
ENGINE AND MARINE
MATERIAL HANDLING
MINING
OILFIELD
PETROLEUM
PRESSURE WASH AND WASHDOWN
STEAM
WATER
CLAMPS
COUPLINGS AND FERRULES
HOSE FINDER
CHEMICAL RESISTANCE TABLE



Food Master™ Oils and Dairy 150D
Formerly - Sani-Pure™



AGRICULTURE
AIR BREATHING
AIR DUCT
AIR AND MULTI-PURPOSE
CHEMICAL
FOOD AND BEVERAGE
ENGINE AND MARINE
MATERIAL HANDLING
MINING
OILFIELD
PETROLEUM
PRESSURE WASH AND WASHDOWN
STEAM
WATER
CLAMPS
COUPLINGS AND FERRULES
HOSE FINDER
CHEMICAL RESISTANCE TABLE

Color	Hose I.D.		Hose O.D.		Max. W.P.		Vac.	MBR	Wt. Per ft	Length	Std. Pack	Pkg Code	Gates Item No.
	(in)	(mm)	(in)	(mm)	(psi)	(Bar)	(in. Hg)	(in)	(Lbs.)	(ft)			
White	1 1/2	38.1	2.04	51.8	150	10.3	—	18.0	.97	100	PLT	T	3131-0001
White	2	50.8	2.54	64.5	150	10.3	—	24.0	1.25	100	PLT	T	3131-0002
White	2 1/2	63.5	3.06	77.7	150	10.3	—	30.0	1.66	100	PLT	T	3131-0003
White	3	76.2	3.56	90.4	150	10.3	—	36.0	1.90	100	PLT	T	3131-0004
White	4	101.6	4.60	116.8	150	10.3	—	48.0	2.78	100	PLT	T	3131-0005
White	6	152.4	6.60	167.6	150	10.3	—	72.0	4.10	50	PLT	T	3131-0006

RECOMMENDED FOR: Tank truck, barge, ship, or storage tank transfer (discharge only) of a variety of food products such as animal fat, vegetable oil and other edible oils at temperatures up to +230°F requiring FDA sanitary hose. Also suitable for ice cream and other dairy products requiring 3A–Class 3 standards.

TEMPERATURE: –40°F to +230°F (–40°C to +110°C) continuous service.

CONSTRUCTION: **Tube:** [Type C2 \(Modified Nitrile\). Sanitary FDA and 3A–Class 3. White.](#)
Reinforcement: Multiple plies, synthetic textile, dual steel wire helix.
Cover: [Type C2 \(Modified Nitrile\). White with burgundy stripe.](#)
Design Factor: 4:1

COUPLINGS: [1](#) or stainless steel, [8](#) or stainless steel, [34](#), [71](#). Reference the Hose Coupling Section.

STANDARDS: Tube meets FDA requirements, 3A–Class 3 and USDA. Phthalate free.



Food Master™ Oils and Dairy 150SD MegaFlex™



Color	Hose I.D.		Hose O.D.		Max. W.P.		Vac.	MBR	Wt. Per ft	Length	Std. Pack	Pkg Code	Gates Item No.
	(in)	(mm)	(in)	(mm)	(psi)	(Bar)	(In. Hg)	(in)	(Lbs.)	(ft)			
White	1	25.4	1.47	37.3	150	10.3	30.0	2.0	.58	100	PLT	T	3133-0100
White	1 1/2	38.1	1.99	50.5	150	10.3	30.0	3.0	.87	100	PLT	T	3133-0101
White	2	50.8	2.49	63.2	150	10.3	30.0	4.0	1.14	100	PLT	T	3133-0102
White	3	76.2	3.56	90.4	150	10.3	30.0	9.0	1.92	100	PLT	T	3133-0103
White	4	101.6	4.73	120.1	150	10.3	30.0	12.0	3.07	100	PLT	T	3133-0104

RECOMMENDED FOR: Tank truck, barge, ship, or storage tank transfer of a variety of food products such as animal fat, vegetable oil, and other edible oils at temperatures up to +230°F requiring FDA sanitary hose. Also suitable for ice cream and other dairy products requiring 3A–Class 3 standards.

TEMPERATURE: –40°F to +230°F (–40°C to +110°C) continuous service.

CONSTRUCTION: **Tube:** [Type C2 \(Modified Nitrile\). Sanitary FDA and 3A–Class 3. Phthalate free. White.](#)
Reinforcement: Multiple plies, synthetic textile, dual steel wire helix.
Cover: [Type C2 \(Modified Nitrile\). Sanitary FDA and 3A–Class 3. Phthalate free. White with burgundy stripe.](#)
Design Factor: 4:1

COUPLINGS: 1 or stainless steel, 8 or stainless steel, [34, 71](#). Reference the Hose Coupling Section.

STANDARDS: Meets FDA requirements, 3A–Class 3.

AGRICULTURE
AIR BREATHING
AIR DUCT
AIR AND MULTI-PURPOSE
CHEMICAL
FOOD AND BEVERAGE
ENGINE AND MARINE
MATERIAL HANDLING
MINING
OILFIELD
PETROLEUM
PRESSURE WASH AND WASHDOWN
STEAM
WATER
CLAMPS
COUPLINGS AND FERRULES
HOSE FINDER
CHEMICAL RESISTANCE TABLE



Food Master™ Dry Goods (50-150) SD
Formerly - 690SB



3/16" Tube Thickness

Color	Hose I.D.		Hose O.D.		Max. W.P.		Vac.	MBR	Wt. Per ft	Length	Std. Pack	Pkg Code	Gates Item No.
	(in)	(mm)	(in)	(mm)	(psi)	(Bar)	(in. Hg)	(in)	(Lbs.)	(ft)			
Gray	1 1/2	38.1	2.23	56.6	150	10.3	30.0	10.0	1.24	100	PLT	T	4693-0205
Gray	2	50.8	2.75	69.9	150	10.3	30.0	12.0	1.76	100	PLT	T	4693-0210
Gray	2 1/2	63.5	3.23	82.0	125	8.6	30.0	15.0	2.00	100	PLT	T	4693-0220
Gray	3	76.2	3.75	95.3	100	6.9	30.0	18.0	2.13	100	PLT	T	4693-0225
Gray	4	101.6	4.71	119.6	75	5.2	30.0	24.0	3.00	100	PLT	T	4693-0235
Gray	5	127.0	5.75	146.1	55	3.8	30.0	30.0	3.98	50	PLT	T	4693-0251
Gray	5	127.0	5.75	146.1	55	3.8	30.0	30.0	4.30	100	PLT	T	4693-0001
Gray	6	152.4	6.91	175.5	50	3.4	30.0	36.0	5.88	50	PLT	T	4693-0260
Gray	6	152.4	6.91	175.5	50	3.4	30.0	36.0	5.88	100	PLT	T	4693-0262

3/8" Tube Thickness

Color	Hose I.D.		Hose O.D.		Max. W.P.		Vac.	MBR	Wt. Per ft	Length	Std. Pack	Pkg Code	Gates Item No.
	(in)	(mm)	(in)	(mm)	(psi)	(Bar)	(in. Hg)	(in)	(Lbs.)	(ft)			
Gray	4	101.6	4.71	119.6	75	5.2	30.0	36.0	4.99	100	PLT	T	4693-0551

RECOMMENDED FOR: Transfer of bulk food products via suction, pneumatic or gravity systems where FDA sanitary tube is required. Examples: Flour, sugar, syrup and edible grains. Flour, sugar, syrup and edible grains.

CAUTION: Do not use for any type of edible or non-edible oils, acetic foods, or solvents. This includes mustard, vinegar, vegetable oils, and food grade sanitizers. Scheduled visual inspections of the tube and cover is necessary for food safety, optimal performance, and hose longevity. Based on application and use, preventative replacement cycles are recommended. Immediately replace any hose that shows tube or cover deterioration.

TEMPERATURE: -40°F to +150°F (-40°C to +66°C) continuous service.

CONSTRUCTION: **Tube:** [Type D2 \(Natural Rubber\). Sanitary FDA. White. 3/16" thick.](#)
Reinforcement: Multiple plies, synthetic textile, dual steel wire helix.
Cover: [Type P \(EPDM\). Corrugated with burgundy stripe.](#)
Design Factor: 4:1

COUPLINGS: [5*](#), [6*](#), [7*](#), [8](#), [49](#) or [71](#). Reference the Hose Coupling Section. *Can be used only at 50% of rated working pressure.

STANDARDS: Tube meets FDA requirements.

AGRICULTURE
AIR BREATHING
AIR DUCT
AIR AND MULTI-PURPOSE
CHEMICAL
FOOD AND BEVERAGE
ENGINE AND MARINE
MATERIAL HANDLING
MINING
OILFIELD
PETROLEUM
PRESSURE WASH AND WASHDOWN
STEAM
WATER
CLAMPS
COUPLINGS AND FERRULES
HOSE FINDER
CHEMICAL RESISTANCE TABLE



Food Master™ Dry Goods (25-40) D
Formerly - 610W



Color	Hose I.D.		Hose O.D.		Max. W.P. (psi)	Max. W.P. (Bar)	Vac. (In. Hg)	MBR (in)	Wt. Per ft (Lbs.)	Length (ft)	Std. Pack	Pkg Code	Gates Item No.
	(in)	(mm)	(in)	(mm)									
Gray	4	101.6	4.56	115.8	40	2.8	—	48.0	2.08	100	PLT	T	3132-0782
Gray	5	127.0	5.56	141.2	30	2.1	—	60.0	2.46	100	PLT	T	3132-0793
Gray	6	152.4	6.56	166.6	25	1.7	—	72.0	3.04	100	PLT	T	3132-0797
Yellow	4	101.6	4.56	115.8	40	2.8	—	48.0	2.22	100	PLT	T	3132-0783
Yellow	5	127.0	5.56	141.2	30	2.1	—	60.0	2.73	100	PLT	T	3132-0794

RECOMMENDED FOR: Pneumatic transfer of flour and other dry foods requiring hose with a sanitary FDA tube.

CAUTION: Do not use for any type of edible or non-edible oils, acetic foods, or solvents. This includes mustard, vinegar, vegetable oils, and food grade sanitizers. Scheduled visual inspections of the tube and cover is necessary for food safety, optimal performance, and hose longevity. Based on application and use, preventative replacement cycles are recommended. Immediately replace any hose that shows tube or cover deterioration.

TEMPERATURE: -40°F to +150°F (-40°C to +66°C) continuous service.

CONSTRUCTION: **Tube:** [Type D2 \(Natural Rubber\). Sanitary FDA. White. 3/16" thick.](#)
Reinforcement: Multiple plies, synthetic textile, static filament.
Cover: [Type C4 \(Carboxylated Nitrile\). Yellow with burgundy stripe.](#)
[Type D3 \(Natural Rubber\). Gray with burgundy stripe.](#)
Design Factor: 4:1

COUPLINGS: [5](#), [7](#), [49](#) or [71](#). Reference the Hose Coupling Section.

STANDARDS: Tube meets FDA requirements.

AGRICULTURE
AIR BREATHING
AIR DUCT
AIR AND MULTI-PURPOSE
CHEMICAL
FOOD AND BEVERAGE
ENGINE AND MARINE
MATERIAL HANDLING
MINING
OILFIELD
PETROLEUM
PRESSURE WASH AND WASHDOWN
STEAM
WATER
CLAMPS
COUPLINGS AND FERRULES
HOSE FINDER
CHEMICAL RESISTANCE TABLE



Food Master™ PVC (20-65) Clear Tubing



- AGRICULTURE
- AIR BREATHING
- AIR DUCT
- AIR AND MULTI-PURPOSE
- CHEMICAL
- FOOD AND BEVERAGE
- ENGINE AND MARINE
- MATERIAL HANDLING
- MINING
- OILFIELD
- PETROLEUM
- PRESSURE WASH AND WASHDOWN
- STEAM
- WATER
- CLAMPS
- COUPLINGS AND FERRULES
- HOSE FINDER
- CHEMICAL RESISTANCE TABLE

Color	Hose I.D.		Hose O.D.		Max. W.P.*		Vac.*	MBR	Wt. Per ft	Length	Std. Pack	Pkg Code	Gates Item No.
	(in)	(mm)	(in)	(mm)	(psi)	(Bar)	(In. Hg)	(in)	(Lbs.)	(ft)			
Clear	1/8	3.2	.20	4.8	65	4.5	—	—	.02	100	CTN	T	7744-1512
Clear	3/16	4.8	.25	6.4	50	3.4	—	—	.03	100	CTN	T	7744-1513
Clear	3/16	4.8	.38	9.7	60	4.1	—	—	.04	100	CTN	T	7744-1514
Clear	1/4	6.4	.38	9.7	55	3.8	—	—	.03	100	CTN	T	7744-1515
Clear	1/4	6.4	.50	12.7	60	4.1	—	—	.08	100	CTN	T	7744-1516
Clear	5/16	7.9	.44	11.2	50	3.4	—	—	.04	100	CTN	T	7744-1517
Clear	5/16	7.9	.56	14.2	60	4.1	—	—	.10	100	CTN	T	7744-1518
Clear	3/8	9.5	.50	12.7	45	3.1	—	—	.06	100	CTN	T	7744-1519
Clear	3/8	9.5	.63	16.0	55	3.8	—	—	.12	100	CTN	T	7744-1520
Clear	1/2	12.7	.63	16.0	30	2.1	—	—	.07	100	CTN	T	7744-1521
Clear	1/2	12.7	.75	19.1	45	3.1	—	—	.13	100	CTN	T	7744-1522
Clear	5/8	15.9	.75	19.1	25	1.7	—	—	.08	100	CTN	T	7744-1523
Clear	5/8	15.9	.88	22.4	40	2.8	—	—	.16	100	CTN	T	7744-1524
Clear	3/4	19.1	1.00	25.4	35	2.4	—	—	.19	100	CTN	T	7744-1525
Clear	3/4	19.1	1.25	31.8	45	3.1	—	—	.43	100	CTN	T	7744-1526
Clear	1	25.4	1.25	31.8	25	1.7	—	—	.21	100	CTN	T	7744-1527
Clear	1	25.4	1.50	38.1	35	2.4	—	—	.54	100	CTN	T	7744-1528
Clear	1 1/4	31.8	1.50	38.1	20	1.4	—	—	.28	50	PLT	T	7744-1529
Clear	1 1/4	31.8	1.75	44.5	40	2.8	—	—	.67	50	PLT	T	7744-1530
Clear	1 1/2	38.1	2.00	50.8	35	2.4	—	—	.85	50	PLT	T	7744-1531
Clear	2	50.8	2.50	63.5	35	2.4	—	—	.85	50	PLT	T	7744-1532

NOTE: * Working Pressure and Vacuum at +72°F (+22°C).

RECOMMENDED FOR: This hose has good oil-resistance, excellent resistance to acids, alkalis, and many solvents except esters, ketones and aromatic hydrocarbons. Formulated to meet applicable FDA criteria.

TEMPERATURE: -25°F to +150°F (-31°C to +65°C) continuous service.


CONSTRUCTION: Tube: [Type G \(PVC\), Non-toxic, Clear, Phthalate-Free.](#)
 Reinforcement: None.
 Cover: [Type G \(PVC\), Non-toxic, Clear, Smooth.](#)

COUPLINGS: 19 or stainless steel. Reference the Hose Coupling Section.

STANDARDS: Meets applicable FDA.



Food Master™ PVC Clear Tubing (75-250) Braid
Formerly - Tufflex™ Food



Color	Hose I.D.		Hose O.D.		Max. W.P.*		Vac.*	MBR	Wt. Per ft	Length	Std. Pack	Pkg Code	Gates Item No.
	(in)	(mm)	(in)	(mm)	(psi)	(Bar)	(In. Hg)	(in)	(Lbs.)	(ft)			
Clear	1/4	6.4	.47	11.9	250	17.2	—	—	.07	300	PLT	T	7744-4501
Clear	3/8	9.5	.63	16.0	200	13.8	—	—	.11	300	PLT	T	7744-4502
Clear	1/2	12.7	.75	19.1	200	13.8	—	—	.13	300	PLT	T	7744-4503
Clear	5/8	15.9	.88	22.4	200	13.8	—	—	.15	300	PLT	T	7744-4504
Clear	3/4	19.1	1.03	26.2	150	10.3	—	—	.20	300	PLT	T	7744-4505
Clear	1	25.4	1.31	33.3	125	8.6	—	—	.32	100	PLT	T	7744-4506
Clear	1 1/4	31.8	1.75	44.5	100	6.9	—	—	.63	100	PLT	T	7744-4507
Clear	1 1/2	38.1	2.00	50.8	75	5.2	—	—	.74	100	PLT	T	7744-4508
Clear	2	50.8	2.50	63.5	75	5.2	—	—	1.00	100	PLT	T	7744-4509

NOTE: * Working Pressure and Vacuum at +72°F (+22°C).

RECOMMENDED FOR: Transferring compressed liquid and air in food and beverage applications. Approved for use in USDA meat and poultry plants. Non-toxic, FDA formula approved for food processing. Also suitable for potable water transfer.

TEMPERATURE: -10°F to +130°F (-23°C to +55°C) continuous service.

CONSTRUCTION: **Tube:** [Type G \(PVC\). Non-toxic. Clear.](#)
Reinforcement: Braided, synthetic textile.
Cover: [Type G \(PVC\). Non-toxic. Clear. Smooth.](#)
Design Factor: 4:1


COUPLINGS: Stainless Steel Food Grade.

STANDARDS: Meets FDA requirements and USDA.

- AGRICULTURE
- AIR BREATHING
- AIR DUCT
- AIR AND MULTI-PURPOSE
- CHEMICAL
- FOOD AND BEVERAGE
- ENGINE AND MARINE
- MATERIAL HANDLING
- MINING
- OILFIELD
- PETROLEUM
- PRESSURE WASH AND WASHDOWN
- STEAM
- WATER
- CLAMPS
- COUPLINGS AND FERRULES
- HOSE FINDER
- CHEMICAL RESISTANCE TABLE



Food Master™ PVC (50-100) SD Clear
 Formerly - Master-Flex™ 200CL



AGRICULTURE
AIR BREATHING
AIR DUCT
AIR AND MULTI-PURPOSE
CHEMICAL
FOOD AND BEVERAGE
ENGINE AND MARINE
MATERIAL HANDLING
MINING
OILFIELD
PETROLEUM
PRESSURE WASH AND WASHDOWN
STEAM
WATER
CLAMPS
COUPLINGS AND FERRULES
HOSE FINDER
CHEMICAL RESISTANCE TABLE

Color	Hose I.D.		Hose O.D.		Max. W.P.*		Vac.*	MBR	Wt. Per ft	Length	Std. Pack	Pkg Code	Gates Item No.
	(in)	(mm)	(in)	(mm)	(psi)	(Bar)	(In. Hg)	(in)	(Lbs.)	(ft)			
Clear	1	25.4	1.29	32.8	100	6.9	28.0	3.0	.30	100	PLT	T	7744-4101
Clear	1 1/4	31.8	1.56	39.6	90	6.2	28.0	4.0	.38	100	PLT	T	7744-4102
Clear	1 1/2	38.1	1.84	46.7	90	6.2	28.0	5.0	.48	100	PLT	T	7744-4103
Clear	2	50.8	2.39	60.7	70	4.8	28.0	6.0	.71	100	PLT	T	7744-4104
Clear	2 1/2	63.5	2.92	74.2	65	4.5	28.0	8.0	.97	100	PLT	T	7744-4105
Clear	3	76.2	3.46	87.9	60	4.1	28.0	9.0	1.27	100	PLT	T	7744-4106
Clear	4	101.6	4.56	115.8	50	3.4	28.0	12.0	2.00	100	PLT	T	7744-4107

NOTE: * Working Pressure and Vacuum at +72°F (+22°C).

RECOMMENDED FOR: Transfer of bulk food products via suction, pneumatic or gravity systems where sanitary hose is required.

TEMPERATURE: -10°F to +130°F (-23°C to +55°C) continuous service.

CONSTRUCTION: **Tube:** [Type G \(PVC\), Sanitary FDA, Clear, Smooth.](#)
Reinforcement: Rigid thermoplastic helix.
Cover: [Type G \(PVC\), Sanitary FDA, Clear, Smooth.](#)
Design Factor: 3:1

COUPLINGS: [1](#), [6](#), [7](#) or [49](#). Reference the Hose Coupling Section.

STANDARDS: Meets FDA requirements, 3A-Class 3 and USDA.



Food Master™ PVC (35-50) SD Clear
Formerly - Master-Flex™ 201CR



Color	Hose I.D.		Hose O.D.		Max. W.P.*		Vac.*	MBR	Wt. Per ft	Length	Std. Pack	Pkg Code	Gates Item No.
	(in)	(mm)	(in)	(mm)	(psi)	(Bar)	(In. Hg)	(in)	(Lbs.)	(ft)			
Clear	1	25.4	1.26	32.0	40	2.8	28.0	2.0	.14	100	PLT	T	7744-4301
Clear	1 1/4	31.8	1.61	40.9	50	3.4	28.0	3.0	.28	100	PLT	T	7744-4302
Clear	1 1/2	38.1	1.82	46.2	50	3.4	28.0	3.0	.37	100	PLT	T	7744-4303
Clear	2	50.8	2.44	62.0	40	2.8	28.0	4.0	.57	100	PLT	T	7744-4304
Clear	2 1/2	63.5	2.98	75.7	40	2.8	28.0	5.0	.77	100	PLT	T	7744-4305
Clear	3	76.2	3.54	89.9	35	2.4	28.0	6.0	1.04	100	PLT	T	7744-4306
Clear	4	101.6	4.65	118.1	35	2.4	28.0	8.0	1.65	100	PLT	T	7744-4307

NOTE: * Working Pressure and Vacuum at +72°F (+22°C).

RECOMMENDED FOR: Transfer of bulk food products via suction, pneumatic or gravity systems where sanitary hose is required.

TEMPERATURE: -10°F to +130°F (-23°C to +55°C) continuous service.

CONSTRUCTION: **Tube:** [Type G \(PVC\), Sanitary FDA, Clear, Smooth.](#)
Reinforcement: Rigid thermoplastic helix.
Cover: [Type G \(PVC\), Sanitary FDA, Clear, Corrugated.](#)
Design Factor: 3:1

COUPLINGS: [1](#), [6](#), [7](#) or [49](#). Reference the Hose Coupling Section.

STANDARDS: Meets FDA requirements and USDA.

AGRICULTURE
AIR BREATHING
AIR DUCT
AIR AND MULTI-PURPOSE
CHEMICAL
FOOD AND BEVERAGE
ENGINE AND MARINE
MATERIAL HANDLING
MINING
OILFIELD
PETROLEUM
PRESSURE WASH AND WASHDOWN
STEAM
WATER
CLAMPS
COUPLINGS AND FERRULES
HOSE FINDER
CHEMICAL RESISTANCE TABLE



- AGRICULTURE
- AIR BREATHING
- AIR DUCT
- AIR AND MULTI-PURPOSE
- CHEMICAL
- FOOD AND BEVERAGE
- ENGINE AND MARINE
- MATERIAL HANDLING
- MINING
- OILFIELD
- PETROLEUM
- PRESSURE WASH AND WASHDOWN
- STEAM
- WATER
- CLAMPS
- COUPLINGS AND FERRULES
- HOSE FINDER
- CHEMICAL RESISTANCE TABLE

Food Master™ PVC Dry Goods (35-40) SD Clear

Formerly - Master-Flex™ 202SW



Color	Hose I.D.		Hose O.D.		Max. W.P.*		Vac.*	MBR	Wt. Per ft	Length	Std. Pack	Pkg Code	Gates Item No.
	(in)	(mm)	(in)	(mm)	(psi)	(Bar)	(In. Hg)	(in)	(Lbs.)	(ft)			
Clear	2	50.8	2.37	60.2	40	2.8	28.0	4.0	.58	100	PLT	T	7744-4420
Clear	2 1/2	63.5	3.01	76.5	40	2.8	28.0	4.0	.85	100	PLT	T	7744-4425
Clear	3	76.2	3.62	91.9	35	2.4	28.0	6.0	1.02	100	PLT	T	7744-4430
Clear	4	101.6	4.54	115.3	35	2.4	28.0	8.0	1.36	100	PLT	T	7744-4440

NOTE: * Working Pressure and Vacuum at +72°F (+22°C).

RECOMMENDED FOR: Transfer of bulk food products via suction, pneumatic or gravity systems where sanitary hose is required. Used in pneumatic conveying systems for powders, pellets or granular materials where a static-conductive hose is needed.

TEMPERATURE: -10°F to +130°F (-23°C to +55°C) continuous service.

CONSTRUCTION:
Tube: [Type G \(PVC\), Sanitary FDA, Clear, Smooth.](#)
Reinforcement: Rigid thermoplastic helix with static filament.
Cover: [Type G \(PVC\), Sanitary FDA, Clear, Corrugated.](#)
Design Factor: 3:1

COUPLINGS: [1](#), [6](#), [7](#) or [49](#). Reference the Hose Coupling Section.

STANDARDS: Meets FDA requirements and USDA.



4219BG Barricade™ Fuel Hose (35-50)

Formerly - Barricade™ Carbureted Engines



Color	Hose I.D.		Hose O.D.		Max. W.P.		Vac.	MBR	Wt. Per ft	Length	Std. Pack	Pkg Code	Gates Item No.
	(in)	(mm)	(in)	(mm)	(psi)	(Bar)	(In. Hg)	(in)	(Lbs.)	(ft)			
Black	3/16	4.8	.41	10.4	50	3.4	24.0	2.17	.07	550	REEL	TT	4219-5520
Black	1/4	6.4	.50	12.7	50	3.4	24.0	2.56	.11	550	REEL	TT	4219-5521
Black	5/16	7.9	.56	14.2	50	3.4	24.0	2.95	.11	550	REEL	TT	4219-5522
Black	3/8	9.5	.62	15.7	50	3.4	24.0	3.35	.12	550	REEL	TT	4219-5523
Black	1/2	12.7	.78	19.8	35	2.4	10.0	4.72	.13	550	REEL	TT	4219-5524

RECOMMENDED FOR: Off-road vehicles and small engine applications, where low fuel permeation is required. Gasoline, Gasoline/Ethanol (E10, E15, E85), 100% Methanol only (Methanol blends not recommended). Diesel, Diesel/Bio-Diesel blends, 100% Bio-Diesel (SME, RME, and PME Bio-Diesels are acceptable).

CAUTION: Not for fuel injections systems. (see 4219BF). Not for in-tank or gaseous fuels.

TEMPERATURE: -40°F to +212°F (-40°C to +100°C). For Bio-Diesel use (up to B100).
-40°F to +257°F (-40°C to +125°C) continuous service. (Does not apply for Bio-Diesel use).

CONSTRUCTION: **Tube:** [Type C \(Nitrile\). Fuel resistant, synthetic rubber, black, with thermoplastic barrier.](#)
Reinforcement: Synthetic textile.
Cover: [Type C2 \(Modified Nitrile\). Synthetic rubber.](#)
Design Factor: 5:1

COUPLINGS: 75 Gates GLX™, GLP, beaded end with clamp, aluminum crimp ferrules with GC stem, and SAE J2044 quick-connect stems (barb must be suitable for rubber hose). Reference the Hose Coupling Section.

STANDARDS: Meets SAE J30R14T1.

AGRICULTURE
AIR BREATHING
AIR DUCT
AIR AND MULTI-PURPOSE
CHEMICAL
FOOD AND BEVERAGE
ENGINE AND MARINE
MATERIAL HANDLING
MINING
OILFIELD
PETROLEUM
PRESSURE WASH AND WASHDOWN
STEAM
WATER
CLAMPS
COUPLINGS AND FERRULES
HOSE FINDER
CHEMICAL RESISTANCE TABLE



4219BF Barricade™ Fuel Injection Fuel Hose 225



AGRICULTURE
AIR BREATHING
AIR DUCT
AIR AND MULTI-PURPOSE
CHEMICAL
FOOD AND BEVERAGE
ENGINE AND MARINE
MATERIAL HANDLING
MINING
OILFIELD
PETROLEUM
PRESSURE WASH AND WASHDOWN
STEAM
WATER
CLAMPS
COUPLINGS AND FERRULES
HOSE FINDER
CHEMICAL RESISTANCE TABLE

Color	Hose I.D.		Hose O.D.		Max. W.P.		Vac.	MBR	Wt. Per ft	Length	Std. Pack	Pkg Code	Gates Item No.
	(in)	(mm)	(in)	(mm)	(psi)	(Bar)							
Black	1/4	6.4	.50	12.7	225	15.5	24.0	2.56	.10	550	REEL	TT	4219-5651
Black	5/16	7.9	.56	14.2	225	15.5	24.0	2.95	.11	550	REEL	TT	4219-5652
Black	3/8	9.5	.62	15.7	225	15.5	24.0	3.35	.13	550	REEL	TT	4219-5653
Black	1/2	12.7	.78	19.8	225	15.5	10.0	5.5	.19	550	REEL	TT	4219-5654

RECOMMENDED FOR: Fuel injected engines for off-road vehicles and small engines where low fuel permeation is required. Gasoline, Gasoline/Ethanol (E10, E15, E85), 100% Methanol only (Methanol blends not recommended). Diesel, Diesel/Bio-Diesel blends, 100% Bio-Diesel (SME, RME, and PME Bio-Diesels are acceptable).

CAUTION: Not for in-tank or gaseous fuels.

TEMPERATURE: -40°F to +275°F (-40°C to +135°C) continuous service (including Bio-Diesel).
-40°F to +302°F (-40°C to +150°C) intermittent service (excluding Bio-Diesel).

CONSTRUCTION: **Tube:** [Type C1 \(HNBR\). Fuel resistant, synthetic rubber, black, with thermoplastic barrier.](#)
Reinforcement: Synthetic textile.
Cover: [Type J \(CPE\).](#)
Design Factor: 5:1

COUPLINGS: [75 Gates GLX™](#), GLP, beaded end with clamp, aluminum crimp ferrules with GC stem, and SAE J2044 quick-connect stems (barb must be suitable for rubber hose). Reference the Hose Coupling Section.

STANDARDS: [Exceeds SAE J30R14T2+ \(except kink\).](#)
[Meets Caterpillar CAT 1E4340 \(Type A and B\) diesel and Bio-Diesel specification.](#)



4219BM Barricade™ Marine Fuel Hose



Color	Hose I.D.		Hose O.D.		Max. W.P.		Vac.	MBR	Wt. Per ea	Length	Std. Pack	Pkg Code	Gates Item No.
	(in)	(mm)	(in)	(mm)	(psi)	(Bar)	(In. Hg)	(in)	(Lbs.)	(ea)			
Black	1/4	6.4	.65	16.6	35	2.4	24.0	5.25	4.00	25	CTN	T	4219-6340
Black	5/16	7.9	.71	18.1	35	2.4	24.0	5.75	4.50	25	CTN	T	4219-6341
Black	3/8	9.5	.74	18.8	35	2.4	24.0	6.0	5.10	25	CTN	T	4219-6342

RECOMMENDED FOR: USCG fire rated low permeation fuel line that is compatible with virtually all fuels in use today for marine applications with working pressures up to 35 PSI.

TEMPERATURE: -4°F to +212°F (-20°C to +100°C).

CONSTRUCTION: **Tube:** [Type C \(Nitrile\). Fuel resistant, synthetic rubber, black, with thermoplastic barrier.](#)
Reinforcement: Synthetic textile.
Cover: [Type C2 \(Modified Nitrile\). Synthetic rubber.](#)
Design Factor: 5:1

COUPLINGS: Hose bead fitting fastened with hose clamps.

STANDARDS: [Meets requirements of SAE J1527, USCG Type A1-15 Style R1.](#)

AGRICULTURE
AIR BREATHING
AIR DUCT
AIR AND MULTI-PURPOSE
CHEMICAL
FOOD AND BEVERAGE
ENGINE AND MARINE
MATERIAL HANDLING
MINING
OILFIELD
PETROLEUM
PRESSURE WASH AND WASHDOWN
STEAM
WATER
CLAMPS
COUPLINGS AND FERRULES
HOSE FINDER
CHEMICAL RESISTANCE TABLE



4219BD Bio-Diesel Fuel Hose



AGRICULTURE
AIR BREATHING
AIR DUCT
AIR AND MULTI-PURPOSE
CHEMICAL
FOOD AND BEVERAGE
ENGINE AND MARINE
MATERIAL HANDLING
MINING
OILFIELD
PETROLEUM
PRESSURE WASH AND WASHDOWN
STEAM
WATER
CLAMPS
COUPLINGS AND FERRULES
HOSE FINDER
CHEMICAL RESISTANCE TABLE

Color	Hose I.D.		Hose O.D.		Max. W.P.		Vac.	MBR	Wt. Per ft	Length	Std. Pack	Pkg Code	Gates Item No.
	(in)	(mm)	(in)	(mm)	(psi)	(Bar)	(In. Hg)	(in)	(Lbs.)	(ft)			
Black	3/16	4.8	.41	10.4	175	12.1	24.0	2.16	.06	550	REEL	TT	4219-7124
Black	1/4	6.4	.51	13.0	175	12.1	24.0	2.56	.09	550	REEL	TT	4219-7125
Black	5/16	7.9	.53	16.0	175	12.1	24.0	2.95	.11	550	REEL	TT	4219-7127
Black	3/8	9.5	.63	16.0	175	12.1	24.0	3.35	.09	550	REEL	TT	4219-7126
Black	1/2	12.7	.78	19.8	175	12.1	24.0	4.72	.18	550	REEL	TT	4219-7128
Black	5/8	15.9	.92	23.4	175	12.1	24.0	5.51	.24	550	REEL	TT	4219-6772
Black	3/4	19.1	1.08	27.4	175	12.1	24.0	7.09	.31	550	REEL	TT	4219-7129

Minimum Bend Radius (MBR) – Per ISO 10619B, -20% collapse.

RECOMMENDED FOR: Fuel injection hose for diesel and biodiesel (including all blends of SME, RME or PME). Also, for gasoline, ethanol blends, 100% methanol (no blends), or engine oil.

CAUTION: Not for in-tank or gaseous fuels.

TEMPERATURE: -40°F to +275°F (-40°C to +135°C) for biodiesel up to B100.
-40°F to +302°F (-40°C to +150°C).

CONSTRUCTION: **Tube:** [Type C1 \(HNBR\).](#)
Reinforcement: Aramid fiber.
Cover: [Type J \(CPE\). Black.](#)
Design Factor: 6:1

COUPLINGS: Hose bead fitting fastened with hose clamps.

STANDARDS: SAE 30R13 Nt3, CAT 1E4340B.



4219G Fuel Line (35-50)



Color	Hose I.D.		Hose O.D.		Max. W.P.		Vac.	MBR	Wt. Per ft	Length	Std. Pack	Pkg Code	Gates Item No.
	(in)		(mm)		(in)		(mm)	(psi)	(Bar)	(In. Hg)			
Black	5/32	4.0	.36	9.1	50	3.4	24.0	2.0	.05	550	REEL	DD	4219-0104
Black	3/16	4.8	.41	10.4	50	3.4	24.0	3.0	.07	550	REEL	DD	4219-0093
Black	1/4	6.4	.50	12.7	50	3.4	24.0	3.0	.10	550	REEL	DD	4219-0103
Black	5/16	7.9	.56	14.2	50	3.4	24.0	3.0	.12	550	REEL	DD	4219-0107
Black	3/8	9.5	.62	15.7	50	3.4	24.0	4.0	.15	550	REEL	DD	4219-0109
Black	1/2	12.7	.78	19.8	35	2.4	10.0	5.0	.18	550	REEL	DD	4219-0102
Black	5/8	15.9	.94	23.9	35	2.4	10.0	6.0	.25	550	REEL	DD	4219-0097
Black	3/4	19.1	1.13	28.7	35	2.4	10.0	7.0	.36	200	CTN	YY	4219-0116

RECOMMENDED FOR: Fuel line applications to provide flexible connections between rigid fuel distribution lines and the engine. Also for use in evaporative emission control systems and as a vent line.

CAUTION: Not recommended for fuel injection systems. Not for in-tank, gaseous fuels, or bio-diesel applications above B5 bio-diesel (80°C /176°F).

TEMPERATURE: -40°F to +257°F (-40°C to +125°C) continuous service.

CONSTRUCTION: **Tube:** [Type C \(Nitrile\). Black. Oil, gasoline and ethanol resistant.](#)
Reinforcement: Synthetic textile.
Cover: [Type C2 \(Modified Nitrile\). Black. Fuel, oil, ozone and high temperature resistant.](#)
Design Factor: 5:1

STANDARDS: Exceeds requirements of SAE 30R6 and SAE 30R7.
Tube: ARPM (Class A) High oil-resistance.

AGRICULTURE
AIR BREATHING
AIR DUCT
AIR AND MULTI-PURPOSE
CHEMICAL
FOOD AND BEVERAGE
ENGINE AND MARINE
MATERIAL HANDLING
MINING
OILFIELD
PETROLEUM
PRESSURE WASH AND WASHDOWN
STEAM
WATER
CLAMPS
COUPLINGS AND FERRULES
HOSE FINDER
CHEMICAL RESISTANCE TABLE



4219M Marine Master™ Fuel Line 40



AGRICULTURE
AIR BREATHING
AIR DUCT
AIR AND MULTI-PURPOSE
CHEMICAL
FOOD AND BEVERAGE
ENGINE AND MARINE
MATERIAL HANDLING
MINING
OILFIELD
PETROLEUM
PRESSURE WASH AND WASHDOWN
STEAM
WATER
CLAMPS
COUPLINGS AND FERRULES
HOSE FINDER
CHEMICAL RESISTANCE TABLE

Color	Hose I.D.		Hose O.D.		Max. W.P.		Vac.	MBR	Wt. Per ea	Length	Std. Pack	Pkg Code	Gates Item No.
	(in)	(mm)	(in)	(mm)	(psi)	(Bar)	(In. Hg)	(in)	(Lbs.)	(ea)			
Black	1/4	6.4	.64	16.3	40	2.8	28.0	2.5	4.73	25	CTN	T	4219-4145
Black	1/4	6.4	.64	16.3	40	2.8	28.0	2.5	9.46	50	CTN	T	4219-4146
Black	1/4	6.4	.64	16.3	40	2.8	28.0	2.5	45.36	250	REEL	WW	4219-4140
Black	5/16	7.9	.70	17.8	40	2.8	28.0	3.0	5.08	25	CTN	T	4219-4565
Black	5/16	7.9	.70	17.8	40	2.8	28.0	3.0	53.57	250	REEL	WW	4219-4560
Black	3/8	9.5	.77	19.6	40	2.8	28.0	3.0	6.10	25	CTN	T	4219-4385
Black	3/8	9.5	.77	19.6	40	2.8	28.0	3.0	11.04	50	CTN	T	4219-4567
Black	3/8	9.5	.77	19.6	40	2.8	28.0	3.0	60.99	250	REEL	WW	4219-4380
Black	1/2	12.7	.89	22.6	40	2.8	28.0	5.0	7.37	25	CTN	T	4219-4125
Black	1/2	12.7	.89	22.6	40	2.8	28.0	5.0	73.66	250	REEL	WW	4219-4120
Black	5/8	15.9	1.01	25.7	40	2.8	28.0	6.0	8.61	25	CTN	T	4219-4585
Black	5/8	15.9	1.01	25.7	40	2.8	28.0	6.0	86.10	250	REEL	WW	4219-4580

RECOMMENDED FOR: Flexible connections between rigid fuel distribution lines and engine. Excellent for vent lines and emission control systems. Suitable for marine diesel and gasohol blends of ethanol, methanol and ethers up to 10%.

CAUTION: Not for in-tank, gaseous fuels, or bio-diesel applications. Not for fuel injection systems.

TEMPERATURE: -40°F to +212°F (-40°C to +100°C) continuous service.

CONSTRUCTION: **Tube:** [Type C \(Nitrile\). Black. Oil and heat-resistant.](#)
Reinforcement: Braided, synthetic textile.
Cover: [Type C \(Nitrile\).](#)
Design Factor: 10:1

STANDARDS: [Meets requirements of SAE J1527, USCG Type A1, Class 1, Style R1.](#)
Tube: ARP (Class A) High oil-resistance.



C5M Marine Fuel Line Hose



Color	Hose I.D.		Hose O.D.		Max. W.P.		Vac.	MBR	Wt. Per ft	Length	Std. Pack	Pkg Code	Gates Item No.
	(in)		(mm)		(in)		(mm)	(psi)	(Bar)	(In. Hg)			
Blue	1/4	6.4	.58	14.7	500	34.5	24.0	1.3	.21	385	REEL	E	3658-1965
Blue	5/16	7.9	.67	17.0	500	34.5	24.0	1.3	.27	385	REEL	E	3658-1969
Blue	13/32	10.3	.77	19.6	500	34.5	24.0	1.8	.33	330	REEL	F	3658-1973
Blue	1/2	12.7	.92	23.4	500	34.5	10.0	2.3	.40	275	REEL	F	3658-1977
Blue	5/8	15.9	1.08	27.4	500	34.5	10.0	2.8	.51	220	REEL	F	3658-1981
Blue	7/8	22.2	1.23	31.2	500	34.5	10.0	3.5	.62	165	REEL	F	3658-1985

RECOMMENDED FOR: All commercial and recreational vessel fuel line applications. Suitable for marine diesel, gasoline, B100 Bio-Diesel, gasohol fuels and hot oil applications.

TEMPERATURE: -4°F to +212°F (-20°C to +100°C) continuous service.

CONSTRUCTION:
Tube: [Type C \(Nitrile\). Black. Oil and heat-resistant.](#)
Reinforcement: One wire braid.
Cover: [Type C2 \(Modified Nitrile\) 1/2" or below. Blue.](#)
[Type M \(CSM\) above 1/2". Blue.](#)
Design Factor: 4:1

COUPLINGS: Brass or Carbon Steel C5 Field Attachable couplings reference Gates Hydraulic catalog 35093.

STANDARDS: [SAE J1527, USCG Type A Class 1 Style R3, SAE J1942 HF Type B, SAE 30R2 performance \(not construction and dimensional requirements\).](#)
Tube: ARPM (Class A) High oil-resistance.
Cover: ARPM (Class C) Limited oil-resistance.

AGRICULTURE
AIR BREATHING
AIR DUCT
AIR AND MULTI-PURPOSE
CHEMICAL
FOOD AND BEVERAGE
ENGINE AND MARINE
MATERIAL HANDLING
MINING
OILFIELD
PETROLEUM
PRESSURE WASH AND WASHDOWN
STEAM
WATER
CLAMPS
COUPLINGS AND FERRULES
HOSE FINDER
CHEMICAL RESISTANCE TABLE



MIL Low Pressure Fuel and Oil Hose



- AGRICULTURE
- AIR BREATHING
- AIR DUCT
- AIR AND MULTI-PURPOSE
- CHEMICAL
- FOOD AND BEVERAGE
- ENGINE AND MARINE
- MATERIAL HANDLING
- MINING
- OILFIELD
- PETROLEUM
- PRESSURE WASH AND WASHDOWN
- STEAM
- WATER
- CLAMPS
- COUPLINGS AND FERRULES
- HOSE FINDER
- CHEMICAL RESISTANCE TABLE

Color	Hose I.D.		Hose O.D.		Max. W.P.		Vac.	MBR	Wt. Per ft	Length	Std. Pack	Pkg Code	Gates Item No.
	(in)	(mm)	(in)	(mm)	(psi)	(Bar)	(In. Hg)	(in)	(Lbs.)	(ft)			
Black	1/2	12.7	.84	21.3	250	17.2	—	5.0	.24	10	CTN	T	3336-0374
Black	3/4	19.1	1.09	27.7	250	17.2	—	6.0	.29	10	CTN	T	3336-0384
Black	1 1/4	31.8	1.52	38.6	200	13.8	—	10.0	.62	10	CTN	T	3336-0399
Black	1 1/2	38.1	1.77	45.0	200	13.8	—	12.0	.71	10	CTN	T	3336-0414
Black	1 1/2	38.1	1.77	45.0	200	13.8	—	12.0	.71	50	CTN	T	3336-1890
Black	1 3/4	44.5	2.02	51.3	150	10.3	—	16.0	.81	10	CTN	T	3336-0419
Black	2	50.8	2.27	57.7	150	10.3	—	20.0	.78	10	CTN	T	3336-0424
Black	2	50.8	2.27	57.7	150	10.3	—	20.0	.78	50	CTN	T	3336-1891
Black	2 1/4	57.2	2.52	64.0	100	6.9	—	20.0	1.01	10	CTN	T	3336-0429
Black	2 1/2	63.5	2.77	70.4	100	6.9	—	25.0	1.10	10	CTN	T	3336-0434
Black	2 1/2	63.5	2.77	70.4	100	6.9	—	25.0	1.10	50	CTN	T	3336-1897
Black	3	76.2	3.27	83.1	100	6.9	—	36.0	1.28	10	CTN	T	3336-0444
Black	3 1/2	88.9	3.81	96.8	90	6.2	—	42.0	1.82	10	CTN	T	3336-0459
Black	4	101.6	4.30	109.2	75	5.2	—	48.0	1.78	10	CTN	T	3336-0457

RECOMMENDED FOR: For use in fuel, oil, coolant, water and alcohol lines requiring MIL-DTL-6000.

CAUTION: This product is not intended or designed for use in any manned, rotor, or fixed-wing aircraft, even on an emergency or temporary basis.

TEMPERATURE: -40°F to +250°F (-40°C to +121°C). Coolant applications only.

CONSTRUCTION: **Tube:** [Type A \(Chloroprene\), Black.](#)
Reinforcement: Braided, synthetic textile.
Cover: [Type A \(Chloroprene\), Black.](#)
Design Factor: 4:1

COUPLINGS: [19](#), [21](#) or [48](#). Reference the Hose Coupling Section.

STANDARDS: MIL-DTL-6000
 QPL-6000-16. Test reference MOAMA (MONEB).



4175EC Coolant Hose
Formerly - 75W



Color	Hose I.D.		Hose O.D.		Max. W.P.		Vac.	MBR	Wt. Per ft	Length	Std. Pack	Pkg Code	Gates Item No.
	(in)	(mm)	(in)	(mm)	(psi)	(Bar)	(In. Hg)	(in)	(Lbs.)	(ft)			
Black	3/4	19.1	1.14	29.0	80	5.5	8.0	6.0	.37	50	PLT	T	4175-0855
Black	7/8	22.2	1.26	32.0	75	5.2	7.0	7.0	.39	50	PLT	T	4175-0856
Black	1	25.4	1.39	35.3	138	9.5	7.0	8.0	.42	50	PLT	T	4175-0857
Black	1 1/8	28.6	1.52	38.6	125	8.6	6.0	8.0	.47	50	PLT	T	4175-0859
Black	1 1/4	31.8	1.64	41.7	100	6.9	5.0	12.0	.51	50	PLT	T	4175-0861
Black	1 3/8	34.9	1.76	44.7	100	6.9	4.0	12.0	.56	50	PLT	T	4175-0863
Black	1 1/2	38.1	1.89	48.0	100	6.9	3.0	12.0	.60	50	PLT	T	4175-0865
Black	1 5/8	41.3	2.02	51.3	88	6.1	2.0	15.0	.63	50	PLT	T	4175-0867
Black	1 3/4	44.5	2.14	54.4	75	5.2	1.0	15.0	.67	50	PLT	T	4175-0869
Black	1 7/8	47.6	2.26	57.4	75	5.2	—	—	.72	50	PLT	T	4175-0871
Black	2	50.8	2.39	60.7	62	4.3	—	—	.76	50	PLT	T	4175-0872
Black	2 1/8	54.0	2.52	64.0	62	4.3	—	—	.79	50	PLT	T	4175-0873
Black	2 1/4	57.2	2.64	67.1	62	4.3	—	—	.84	50	PLT	T	4175-0874
Black	2 3/8	60.3	2.76	70.1	62	4.3	—	—	.88	50	PLT	T	4175-0875
Black	2 1/2	63.5	2.89	73.4	62	4.3	—	—	.92	50	PLT	T	4175-0876
Black	2 5/8	66.7	3.02	76.7	62	4.3	—	—	.96	50	PLT	T	4175-0877
Black	2 3/4	69.9	3.14	79.8	62	4.3	—	—	1.00	50	PLT	T	4175-0878
Black	2 7/8	73.0	3.26	82.8	56	3.9	—	—	1.05	50	PLT	T	4175-0879
Black	3	76.2	3.39	86.1	50	3.4	—	—	1.09	50	PLT	T	4175-0880
Black	3 1/2	88.9	3.89	98.8	18	1.2	—	—	1.18	50	PLT	T	4175-0883
Black	4	101.6	4.39	111.5	12	.8	—	—	1.34	50	PLT	T	4175-0886
Black	4 1/2	114.3	4.89	124.2	12	.8	—	—	1.52	50	PLT	T	4175-0889
Black	6	152.4	6.42	163.1	12	.8	—	—	2.00	50	PLT	T	4175-0902

- RECOMMENDED FOR:** Engine coolant hose such as radiator and heater hoses or connectors. Also suitable for air and water.
- CAUTION:** Not for conveying fuel and oil.
- TEMPERATURE:** -40°F to +257°F (-40°C to +125°C) continuous for coolant and +212°F (+100°C) maximum for conveying air.
- CONSTRUCTION:** **Tube:** [Type P \(EPDM\), Black.](#)
Reinforcement: Multiple plies, synthetic textile.
Cover: [Type P \(EPDM\), Black, Heat and ozone resistant.](#)
Design Factor: 4:1
- COUPLINGS:** [1](#), [5](#), [6](#) or [7](#). Reference the Hose Coupling Section.
- STANDARDS:** SAE 20R1 EC Class D2, standard wall. Wall thickness is 4.95 +/- 0.65mm (0.195 +/- 0.25") excluding lap area.

AGRICULTURE
AIR BREATHING
AIR DUCT
AIR AND MULTI-PURPOSE
CHEMICAL
FOOD AND BEVERAGE
ENGINE AND MARINE
MATERIAL HANDLING
MINING
OILFIELD
PETROLEUM
PRESSURE WASH AND WASHDOWN
STEAM
WATER
CLAMPS
COUPLINGS AND FERRULES
HOSE FINDER
CHEMICAL RESISTANCE TABLE



4176HD Coolant Hose

Formerly - 76W



AGRICULTURE
AIR BREATHING
AIR DUCT
AIR AND MULTI-PURPOSE
CHEMICAL
FOOD AND BEVERAGE
ENGINE AND MARINE
MATERIAL HANDLING
MINING
OILFIELD
PETROLEUM
PRESSURE WASH AND WASHDOWN
STEAM
WATER
CLAMPS
COUPLINGS AND FERRULES
HOSE FINDER
CHEMICAL RESISTANCE TABLE

Color	Hose I.D.		Hose O.D.		Max. W.P.		Vac.	MBR	Wt. Per ft	Length	Std. Pack	Pkg Code	Gates Item No.
	(in)	(mm)	(in)	(mm)	(psi)	(Bar)	(in. Hg)	(in)	(Lbs.)	(ft)			
Black	7/8	22.2	1.38	35.1	175	12.1	15.0	7.0	.58	50	PLT	T	4176-0856
Black	1	25.4	1.51	38.4	175	12.1	10.0	8.0	.62	50	PLT	T	4176-0857
Black	1 1/8	28.6	1.63	41.4	175	12.1	10.0	8.0	.68	50	PLT	T	4176-0859
Black	1 1/4	31.8	1.76	44.7	125	8.6	10.0	12.0	.70	50	PLT	T	4176-0861
Black	1 3/8	34.9	1.88	47.8	110	7.6	10.0	12.0	.76	50	PLT	T	4176-0863
Black	1 1/2	38.1	2.01	51.1	112	7.7	10.0	12.0	.81	50	PLT	T	4176-0865
Black	1 5/8	41.3	2.13	54.1	106	7.3	7.0	14.0	.87	50	PLT	T	4176-0867
Black	1 3/4	44.5	2.26	57.4	100	6.9	5.0	15.0	.93	50	PLT	T	4176-0869
Black	1 7/8	47.6	2.38	60.5	94	6.5	4.0	—	.98	50	PLT	T	4176-0871
Black	2	50.8	2.51	63.8	88	6.1	3.0	—	1.00	50	PLT	T	4176-0872
Black	2 1/4	57.2	2.76	70.1	88	6.1	1.0	—	1.03	50	PLT	T	4176-0874
Black	2 3/8	60.3	2.88	73.2	81	5.6	—	—	1.07	50	PLT	T	4176-0875
Black	2 1/2	63.5	3.01	76.5	75	5.2	—	—	1.09	50	PLT	T	4176-0876
Black	2 5/8	66.7	3.13	79.5	69	4.8	—	—	1.16	50	PLT	T	4176-0877
Black	2 3/4	69.9	3.26	82.8	63	4.3	—	—	1.19	50	PLT	T	4176-0878
Black	2 7/8	73.0	3.38	85.9	63	4.3	—	—	1.26	50	PLT	T	4176-0879
Black	3	76.2	3.51	89.2	63	4.3	—	—	1.30	50	PLT	T	4176-0880
Black	3 1/2	88.9	4.01	101.9	50	3.4	—	—	1.50	50	PLT	T	4176-0883
Black	4	101.6	4.51	114.6	38	2.6	—	—	1.69	50	PLT	T	4176-0886

RECOMMENDED FOR: Engine coolant hose such as radiator and heater hoses or connectors. Also suitable for air and water.

CAUTION: Not for conveying fuel and oil.

TEMPERATURE: -40°F to +257°F (-40°C to +125°C) continuous for coolant and +212°F (+100°C) maximum for conveying air.

CONSTRUCTION: **Tube:** [Type P \(EPDM\), Black.](#)
Reinforcement: Multiple plies, synthetic textile.
Cover: [Type P \(EPDM\), Black, Heat and ozone resistant.](#)
Design Factor: 4:1

COUPLINGS: [1](#), [5](#), [6](#) or [7](#). Reference the Hose Coupling Section.

STANDARDS: SAE 20R1 Class D2, heavy wall. Wall thickness is 6.45 +/- 0.65mm (0.255 +/- 0.25") excluding lap area.



4169A Coolant Hose



Color	Hose I.D.		Hose O.D.		Max. W.P.		Vac.	MBR	Wt. Per ft	Length	Std. Pack	Pkg Code	Gates Item No.
	(in)	(mm)	(in)	(mm)	(psi)	(Bar)	(In. Hg)	(in)	(Lbs.)	(ft)			
Black	3/4	19.1	1.14	29.0	150	10.3	8.0	10.0	.34	3	CTN	T	4169-0210
Black	7/8	22.2	1.26	32.0	150	10.3	7.0	11.0	.38	3	CTN	T	4169-0220
Black	1	25.4	1.39	35.3	135	9.3	7.0	12.0	.43	3	CTN	T	4169-0224
Black	1 1/8	28.6	1.55	39.4	135	9.3	6.0	13.0	.48	3	CTN	T	4169-0240
Black	1 1/4	31.8	1.64	41.7	135	9.3	5.0	14.0	.51	3	CTN	T	4169-0246
Black	1 3/8	34.9	1.76	44.7	100	6.9	4.0	25.0	.56	3	CTN	T	4169-0260
Black	1 1/2	38.1	1.89	48.0	100	6.9	3.0	30.0	.60	3	CTN	T	4169-0270
Black	1 5/8	41.3	2.02	51.3	85	5.9	2.0	—	.63	3	CTN	T	4169-0280
Black	1 3/4	44.5	2.14	54.4	75	5.2	1.0	—	.68	3	CTN	T	4169-0288
Black	1 7/8	47.6	2.26	57.4	75	5.2	—	—	.73	3	CTN	T	4169-0300
Black	2	50.8	2.39	60.7	60	4.1	—	—	.77	3	CTN	T	4169-0484
Black	2 1/8	54.0	2.52	64.0	60	4.1	—	—	.88	3	CTN	T	4169-0320
Black	2 1/4	57.2	2.64	67.1	60	4.1	—	—	.93	3	CTN	T	4169-0491
Black	2 3/8	60.3	2.76	70.1	60	4.1	—	—	.97	3	CTN	T	4169-0340
Black	2 1/2	63.5	2.89	73.4	60	4.1	—	—	1.02	3	CTN	T	4169-0345
Black	2 5/8	66.7	3.02	76.7	60	4.1	—	—	1.07	3	CTN	T	4169-0360
Black	2 3/4	69.9	3.14	79.8	60	4.1	—	—	1.12	3	CTN	T	4169-0362
Black	2 7/8	73.0	3.26	82.8	55	3.8	—	—	1.16	3	CTN	T	4169-0376
Black	3	76.2	3.39	86.1	50	3.4	—	—	1.20	3	CTN	T	4169-0383
Black	3 1/4	82.6	3.64	92.5	35	2.4	—	—	1.30	3	CTN	T	4169-0402
Black	3 1/2	88.9	3.89	98.8	10	.7	—	—	1.40	3	CTN	T	4169-0420
Black	4	101.6	4.39	111.5	10	.7	—	—	1.69	3	CTN	T	4169-0425
Black	4 1/2	114.3	4.89	124.2	10	.7	—	—	1.90	3	CTN	T	4169-0433

- RECOMMENDED FOR:** Engine coolant hose such as radiator and heater hoses or connectors, particularly for oily conditions.
- TEMPERATURE:** -40°F to +212°F (-40°C to +100°C).
- CONSTRUCTION:** **Tube:** [Type C \(Nitrile\), Black, Oil and heat-resistant.](#)
Reinforcement: Multiple plies, synthetic textile.
Cover: [Type A \(Chloroprene\), Black.](#)
Design Factor: 4:1
- COUPLINGS:** [1](#), [5](#), [6](#) or [7](#). Reference the Hose Coupling Section.
- STANDARDS:** SAE 20R1 Class B tube and Class C cover, standard wall. Wall thickness is 4.95 +/- 0.65mm (0.195 +/- 0.25") excluding lap area.

AGRICULTURE
AIR BREATHING
AIR DUCT
AIR AND MULTI-PURPOSE
CHEMICAL
FOOD AND BEVERAGE
ENGINE AND MARINE
MATERIAL HANDLING
MINING
OILFIELD
PETROLEUM
PRESSURE WASH AND WASHDOWN
STEAM
WATER
CLAMPS
COUPLINGS AND FERRULES
HOSE FINDER
CHEMICAL RESISTANCE TABLE



Green Stripe™ Coolant and Air Hose



AGRICULTURE
AIR BREATHING
AIR DUCT
AIR AND MULTI-PURPOSE
CHEMICAL
FOOD AND BEVERAGE
ENGINE AND MARINE
MATERIAL HANDLING
MINING
OILFIELD
PETROLEUM
PRESSURE WASH AND WASHDOWN
STEAM
WATER
CLAMPS
COUPLINGS AND FERRULES
HOSE FINDER
CHEMICAL RESISTANCE TABLE

Color	Hose I.D.		Hose O.D.		Max. W.P.		Vac.	MBR	Wt. Per ea	Length	Std. Pack	Pkg Code	Gates Item No.
	(in)	(mm)	(in)	(mm)	(psi)	(Bar)	(In. Hg)	(in)	(Lbs.)	(ea)			
Black	1	25.4	1.46	37.1	100	6.9	25.0	2.0	2.50	5	CTN	T	4685-2016
Black	1 1/8	28.6	1.58	40.1	100	6.9	25.0	2.5	5.30	5	CTN	T	4685-2018
Black	1 1/4	31.8	1.71	43.4	100	6.9	25.0	2.5	3.13	5	CTN	T	4685-2020
Black	1 3/8	34.9	1.83	46.5	85	5.9	25.0	3.0	3.25	5	CTN	T	4685-2022
Black	1 1/2	38.1	1.96	49.8	85	5.9	20.0	3.5	3.62	5	CTN	T	4685-2024
Black	1 5/8	41.3	2.08	52.8	75	5.2	20.0	3.5	3.88	5	CTN	T	4685-2026
Black	1 3/4	44.5	2.21	56.1	75	5.2	20.0	4.0	5.07	5	CTN	T	4685-2028
Black	1 7/8	47.6	2.33	59.2	60	4.1	20.0	4.5	5.24	5	CTN	T	4685-2030
Black	2	50.8	2.46	62.5	60	4.1	20.0	4.5	5.07	5	CTN	T	4685-2032
Black	2 1/8	54.0	2.58	65.5	55	3.8	20.0	5.5	5.35	5	CTN	T	4685-2034
Black	2 1/4	57.2	2.71	68.8	55	3.8	20.0	5.5	5.62	5	CTN	T	4685-2036
Black	2 3/8	60.3	2.83	71.9	50	3.4	20.0	6.5	5.91	5	CTN	T	4685-2038
Black	2 1/2	63.5	2.96	75.2	50	3.4	20.0	6.5	6.15	5	CTN	T	4685-2040
Black	2 5/8	66.7	3.08	78.2	40	2.8	15.0	7.5	6.45	5	CTN	T	4685-2042
Black	2 3/4	69.9	3.21	81.5	40	2.8	15.0	7.5	6.30	5	CTN	T	4685-2044
Black	2 7/8	73.0	3.33	84.6	40	2.8	15.0	9.0	7.01	5	CTN	T	4685-2046
Black	3	76.2	3.43	87.1	40	2.8	15.0	9.0	6.56	5	CTN	T	4685-2048
Black	3 1/2	88.9	3.93	99.8	35	2.4	15.0	12.0	7.56	5	CTN	T	4685-2056
Black	4	101.6	4.43	112.5	30	2.1	10.0	20.0	8.57	5	CTN	T	4685-2064
Black	5	127.0	5.43	137.9	15	1.0	5.0	24.0	13.45	5	CTN	T	4685-2080
Black	6	152.4	6.43	163.3	15	1.0	5.0	30.0	15.00	5	CTN	T	4685-2096

RECOMMENDED FOR: Engine coolant or water hose where tight bends or vacuum is required. Also suitable for air.

CAUTION: Not for conveying fuel and oil.

TEMPERATURE: -40°F to +257°F (-40°C to +125°C) continuous service.

CONSTRUCTION: **Tube:** [Type P \(EPDM\). Black.](#)
Reinforcement: Multiple plies, synthetic textile, dual steel wire helix.
Cover: [Type P \(EPDM\). Black with green stripe.](#)
Design Factor: 4:1

COUPLINGS: [1](#), [5](#), [6](#) or [7](#). Reference the Hose Coupling Section.

STANDARDS: SAE 20R1 Class B tube and Class C cover, standard wall. Wall thickness is 4.95 +/- 0.65mm (0.195 +/- 0.25") excluding lap area.



Engine Coolant Silicone



Color	Hose I.D.		Hose O.D.		Max. W.P.		Vac.	MBR	Wt. Per ft	Length	Std. Pack	Pkg Code	Gates Item No.
	(in)	(mm)	(in)	(mm)	(psi)	(Bar)	(In. Hg)	(in)	(Lbs.)	(ft)			
Green	3/8	9.5	.76	19.3	110	7.6	12.0	8.0	.19	10	CTN	T	4171-0195
Green	1/2	12.7	.87	22.1	110	7.6	12.0	8.0	.23	10	CTN	T	4171-0197
Green	5/8	15.9	1.02	25.9	110	7.6	12.0	8.0	.27	10	CTN	T	4171-0204
Green	3/4	19.1	1.14	29.0	110	7.6	10.0	10.0	.31	10	CTN	T	4171-0206
Green	7/8	22.2	1.26	32.0	110	7.6	7.0	11.0	.35	10	CTN	T	4171-0210
Green	1	25.4	1.39	35.3	90	6.2	7.0	12.0	.40	10	CTN	T	4171-0213
Green	1 1/8	28.6	1.52	38.6	90	6.2	6.0	13.0	.44	10	CTN	T	4171-0217
Green	1 1/4	31.8	1.64	41.7	85	5.9	5.0	14.0	.48	10	CTN	T	4171-0265
Green	1 3/8	34.9	1.76	44.7	85	5.9	4.0	26.0	.52	10	CTN	T	4171-0260
Green	1 1/2	38.1	1.89	48.0	85	5.9	3.0	30.0	.57	10	CTN	T	4171-0270
Green	1 5/8	41.3	2.02	51.3	80	5.5	2.0	—	.61	10	CTN	T	4171-0275
Green	1 3/4	44.5	2.14	54.4	80	5.5	1.0	—	.65	10	CTN	T	4171-0280
Green	2	50.8	2.39	60.7	75	5.2	—	—	.73	10	CTN	T	4171-0285
Green	2 1/8	54.0	2.52	64.0	75	5.2	—	—	.77	10	CTN	T	4171-0224
Green	2 1/4	57.2	2.64	67.1	75	5.2	—	—	.81	10	CTN	T	4171-0223
Green	2 3/8	60.3	2.76	70.1	65	4.5	—	—	.91	10	CTN	T	4171-0229
Green	2 1/2	63.5	2.89	73.4	65	4.5	—	—	.96	10	CTN	T	4171-0234
Green	2 3/4	69.9	3.14	79.8	50	3.4	—	—	1.04	10	CTN	T	4171-0238
Green	3	76.2	3.39	86.1	50	3.4	—	—	1.17	10	CTN	T	4171-0246
Green	3 1/4	82.6	3.64	92.5	40	2.8	—	—	1.27	10	CTN	T	4171-0249
Green	3 1/2	88.9	3.89	98.8	35	2.4	—	—	1.36	10	CTN	T	4171-0241
Green	3 3/4	95.3	4.14	105.2	35	2.4	—	—	1.44	10	CTN	T	4171-0835
Green	4	101.6	4.39	111.5	35	2.4	—	—	1.54	10	CTN	T	4171-0290
Green	4 1/2	114.3	4.89	124.2	25	1.7	—	—	1.73	10	CTN	T	4171-0295

RECOMMENDED FOR: Engine coolant hose to withstand temperature extremes. Also suitable for air or water.

CAUTION: Not for conveying fuel and oil.

TEMPERATURE: -65°F to +347°F (-55°C to +175°C).

CONSTRUCTION: **Tube:** [Type MQ \(Silicone\), Orange.](#)
Reinforcement: Multiple plies, synthetic textile.
Cover: [Type MQ \(Silicone\), Green.](#)
Design Factor: 4:1

COUPLINGS: [1](#), [5](#), [6](#) or [7](#). Reference the Hose Coupling Section.

STANDARDS: SAE 20R1 Class A, standard wall. Wall thickness is 4.95 +/- 0.65mm (0.195 +/- 0.25") excluding lap area.

AGRICULTURE
AIR BREATHING
AIR DUCT
AIR AND MULTI-PURPOSE
CHEMICAL
FOOD AND BEVERAGE
ENGINE AND MARINE
MATERIAL HANDLING
MINING
OILFIELD
PETROLEUM
PRESSURE WASH AND WASHDOWN
STEAM
WATER
CLAMPS
COUPLINGS AND FERRULES
HOSE FINDER
CHEMICAL RESISTANCE TABLE



4230T Coolant Hose



AGRICULTURE
AIR BREATHING
AIR DUCT
AIR AND MULTI-PURPOSE
CHEMICAL
FOOD AND BEVERAGE
ENGINE AND MARINE
MATERIAL HANDLING
MINING
OILFIELD
PETROLEUM
PRESSURE WASH AND WASHDOWN
STEAM
WATER
CLAMPS
COUPLINGS AND FERRULES
HOSE FINDER
CHEMICAL RESISTANCE TABLE

Color	Hose I.D.		Hose O.D.		Max. W.P.		Vac.	MBR	Wt. Per ft	Length	Std. Pack	Pkg Code	Gates Item No.
	(in)	(mm)	(in)	(mm)	(psi)	(Bar)	(In. Hg)	(in)	(Lbs.)	(ft)			
Black	5/16	7.9	.62	15.7	75	5.2	25.0	2.0	.15	700	CTN	FF	4230-0193
Black	3/8	9.5	.69	17.5	75	5.2	25.0	2.5	.17	500	CTN	YY	4230-0129
Black	1/2	12.7	.81	20.6	75	5.2	25.0	3.0	.23	700	CTN	FF	4230-0060
Black	5/8	15.9	.94	23.9	75	5.2	25.0	4.0	.25	300	CTN	FF	4230-0135
Black	3/4	19.1	1.06	26.9	75	5.2	25.0	5.0	.29	200	CTN	YY	4230-0134
Black	1	25.4	1.34	34.0	75	5.2	25.0	7.0	.40	600	CTN	YY	4230-0150

RECOMMENDED FOR: Engine coolant hose such as cab heater or oil cooler. Also suitable for air or water.

CAUTION: Not for conveying fuel and oil.

TEMPERATURE: -40°F to +257°F (-40°C to +125°C).

CONSTRUCTION: **Tube:** [Type P \(EPDM\). Black.](#)
Reinforcement: Synthetic textile.
Cover: [Type P \(EPDM\). Black.](#)
Design Factor: 4:1

COUPLINGS: [1](#), [5](#), [6](#) or [7](#). Reference the Hose Coupling Section.

STANDARDS: SAE 20R3 Class D2 except hardness (70–85 Shore A durometer).



4663K Fuel Fill Hose - Corrugated



Color	Hose I.D.		Hose O.D.		Max. W.P.		Vac.	MBR	Wt. Per ft	Length	Std. Pack	Pkg Code	Gates Item No.
	(in)	(mm)	(in)	(mm)	(psi)	(Bar)	(In. Hg)	(in)	(Lbs.)	(ft)			
Black	1 3/8	34.9	1.63	41.4	20	1.4	30.0	5.0	.38	10	CTN	T	4663-2828
Black	1 1/2	38.1	1.77	45.0	20	1.4	30.0	5.0	.41	10	CTN	T	4663-2830
Black	1 5/8	41.3	1.90	48.3	20	1.4	30.0	5.5	.44	10	CTN	T	4663-3624
Black	1 3/4	44.5	2.02	51.3	20	1.4	30.0	6.0	.47	10	CTN	T	4663-3976
Black	1 7/8	47.6	2.14	54.4	20	1.4	30.0	6.0	.50	10	CTN	T	4663-2933
Black	2	50.8	2.25	57.2	20	1.4	30.0	7.0	.53	10	CTN	T	4663-2930
Black	2 1/4	57.2	2.50	63.5	20	1.4	30.0	8.0	.59	10	CTN	T	4663-2932
Black	2 1/2	63.5	2.75	69.9	20	1.4	30.0	12.0	.65	10	CTN	T	4663-2929
Black	3	76.2	3.27	83.1	20	1.4	30.0	—	.84	10	CTN	T	4663-3625

RECOMMENDED FOR: Fuel tank filler applications to provide a flexible connector between fuel tank and fill pipe. Suitable for fill applications on automobiles, trucks, buses and other similar applications where exceptionally flexible hose is required.

TEMPERATURE: -40°F to +212°F (-40°C to +100°C) continuous service.

CONSTRUCTION: **Tube:** [Type C \(Nitrile\), Black, Oil and heat-resistant.](#)
Reinforcement: Multiple plies, synthetic textile, dual steel wire helix.
Cover: [Type A \(Chloroprene\), Black.](#)
Design Factor: 4:1

STANDARDS: Meets requirements of SAE 30R5.
Tube: ARPM (Class B) Medium oil-resistance.
Cover: ARPM (Class C) Limited oil-resistance.

AGRICULTURE
AIR BREATHING
AIR DUCT
AIR AND MULTI-PURPOSE
CHEMICAL
FOOD AND BEVERAGE
ENGINE AND MARINE
MATERIAL HANDLING
MINING
OILFIELD
PETROLEUM
PRESSURE WASH AND WASHDOWN
STEAM
WATER
CLAMPS
COUPLINGS AND FERRULES
HOSE FINDER
CHEMICAL RESISTANCE TABLE



Windshield Washer and Vacuum Tubing



- AGRICULTURE
- AIR BREATHING
- AIR DUCT
- AIR AND MULTI-PURPOSE
- CHEMICAL
- FOOD AND BEVERAGE
- ENGINE AND MARINE
- MATERIAL HANDLING
- MINING
- OILFIELD
- PETROLEUM
- PRESSURE WASH AND WASHDOWN
- STEAM
- WATER
- CLAMPS
- COUPLINGS AND FERRULES
- HOSE FINDER
- CHEMICAL RESISTANCE TABLE

Color	Hose I.D.		Hose O.D.		Max. W.P.		Vac.	MBR	Wt. Per ea	Length	Std. Pack	Pkg Code	Gates Item No.
	(in)	(mm)	(in)	(mm)	(psi)	(Bar)	(In. Hg)	(in)	(Lbs.)	(ea)			
Black	7/64	2.8	.22	5.6	25	1.7	24.0	1.5	1.00	50	CTN	T	4040-4101
Black	5/32	4.0	.31	7.9	25	1.7	24.0	1.5	2.24	50	CTN	T	4040-4104
Black	7/32	5.6	.42	10.7	25	1.7	24.0	2.0	3.66	50	CTN	T	4040-4107
Black	1/4	6.4	.45	11.4	25	1.7	24.0	2.0	3.95	50	CTN	T	4040-4110
Black	5/16	7.9	.50	12.7	25	1.7	24.0	2.5	1.74	25	CTN	T	4040-4112
Black	3/8	9.5	.63	16.0	25	1.7	24.0	3.0	3.60	25	CTN	T	4040-4113

RECOMMENDED FOR: Ideal for windshield washer systems and vacuum-operated accessories.

TEMPERATURE: -40°F to +257°F (-40°C to +125°C) continuous service.

CONSTRUCTION: **Tube:** [Type P \(EPDM\). Black. Heat-resistant.](#)
Reinforcement: None.
Design Factor: NR

STANDARDS: Tested to SAE J1037.



Marine Master™ Plus Wet Exhaust (15-100) SD
Formerly - 4684CF (Wet Exhaust)



Color	Hose I.D.	⊖	Hose O.D.	⊖	Max. W.P.	⊖	Vac.	MBR	Wt. Per ft	Length	Std. Pack	Pkg Code	Gates Item No.
	(in)	(mm)	(in)	(mm)	(psi)	(Bar)	(In. Hg)	(in)	(Lbs.)	(ft)			
Black	1	25.4	1.46	37.1	100	6.9	25.0	3.0	.51	10	STRT	T	4684-1540
Black	1 1/8	28.6	1.56	39.6	100	6.9	25.0	4.0	.56	10	STRT	T	4684-1545
Black	1 1/4	31.8	1.69	42.9	100	6.9	25.0	4.0	.61	10	STRT	T	4684-1551
Black	1 3/8	34.9	1.82	46.2	85	5.9	25.0	4.0	.66	10	STRT	T	4684-1556
Black	1 1/2	38.1	1.94	49.3	85	5.9	20.0	4.0	.70	10	STRT	T	4684-1561
Black	1 5/8	41.3	2.07	52.6	75	5.2	20.0	5.0	.75	10	STRT	T	4684-1601
Black	1 3/4	44.5	2.20	55.9	75	5.2	20.0	5.0	.80	10	STRT	T	4684-1611
Black	1 7/8	47.6	2.33	59.2	60	4.1	20.0	5.0	.85	10	STRT	T	4684-1651
Black	2	50.8	2.45	62.2	62	4.3	20.0	5.0	.90	10	CTN	T	4684-1660
Black	2 1/8	54.0	2.58	65.5	55	3.8	20.0	6.0	.95	10	CTN	T	4684-1670
Black	2 1/4	57.2	2.71	68.8	55	3.8	20.0	6.0	1.00	10	CTN	T	4684-1680
Black	2 3/8	60.3	2.83	71.9	50	3.4	20.0	7.0	1.06	10	CTN	T	4684-1690
Black	2 1/2	63.5	2.96	75.2	50	3.4	20.0	7.0	1.11	10	CTN	T	4684-1700
Black	2 5/8	66.7	3.08	78.2	40	2.8	15.0	9.0	1.16	10	CTN	T	4684-1711
Black	2 3/4	69.9	3.21	81.5	40	2.8	15.0	10.0	1.21	10	CTN	T	4684-1720
Black	2 7/8	73.0	3.33	84.6	40	2.8	15.0	11.0	1.26	10	CTN	T	4684-1730
Black	3	76.2	3.45	87.6	44	3.0	15.0	12.0	1.32	10	CTN	T	4684-1740
Black	3	76.2	3.45	87.6	44	3.0	15.0	12.0	1.54	200	PLT	T	4684-1706
Black	3 1/2	88.9	3.95	100.3	35	2.4	15.0	17.0	1.50	10	PLT	T	4684-1750
Black	3 1/2	88.9	3.95	100.3	35	2.4	15.0	17.0	1.37	200	PLT	T	4684-1707
Black	4	101.6	4.46	113.3	30	2.1	10.0	24.0	1.65	10	PLT	T	4684-1760
Black	4 1/2	114.3	4.96	126.0	25	1.7	5.0	27.0	1.85	10	PLT	T	4684-1764
Black	5	127.0	5.46	138.7	20	1.4	5.0	30.0	2.02	10	PLT	T	4684-1766
Black	5	127.0	5.46	138.7	20	1.4	5.0	30.0	2.21	200	PLT	T	4684-1709
Black	6	152.4	6.46	164.1	15	1.0	5.0	36.0	2.40	10	PLT	T	4684-1722

RECOMMENDED FOR: Marine wet exhaust and general-purpose applications. Suitable for coolant lines where tight bends are required.
TEMPERATURE: -40°F to +212°F (-40°C to +100°C) continuous service.
CONSTRUCTION: **Tube:** [Type C \(Nitrile\). Black. Oil and heat-resistant.](#)
Reinforcement: Multiple plies, synthetic textile, dual steel wire helix.
Cover: [Type A \(Chloroprene\). Black corrugated with red stripe. Oil and heat-resistant.](#)
Design Factor: 4:1
STANDARDS: Meets requirements of SAE 20R2, SAE 20R5, SAE J2006.
Tube: ARPM (Class B) Medium oil-resistance.
Cover: ARPM (Class C) Limited oil-resistance.

AGRICULTURE
AIR BREATHING
AIR DUCT
AIR AND MULTI-PURPOSE
CHEMICAL
FOOD AND BEVERAGE
ENGINE AND MARINE
MATERIAL HANDLING
MINING
OILFIELD
PETROLEUM
PRESSURE WASH AND WASHDOWN
STEAM
WATER
CLAMPS
COUPLINGS AND FERRULES
HOSE FINDER
CHEMICAL RESISTANCE TABLE



Bulk Master™ Dry Cement (20-75) D
Formerly - 609W



1/4" Tube Thickness (XTreme™)

Color	Hose I.D.	Hose O.D.	Max. W.P.	Vac.	MBR	Wt. Per ft	Length	Std. Pack	Pkg Code	Gates Item No.
	(in)	(mm)	(psi)	(in. Hg)	(in)	(Lbs.)	(ft)			
Black	4	101.6	60	—	48.0	2.71	100	PLT	T	3129-0570
Black	6	152.4	20	—	72.0	3.91	100	PLT	T	3129-0572

3/16" Tube Thickness (Plus)

Color	Hose I.D.	Hose O.D.	Max. W.P.	Vac.	MBR	Wt. Per ft	Length	Std. Pack	Pkg Code	Gates Item No.
	(in)	(mm)	(psi)	(in. Hg)	(in)	(Lbs.)	(ft)			
Black	4	101.6	60	—	48.0	2.11	100	PLT	T	3129-0790

1/8" Tube Thickness

Color	Hose I.D.	Hose O.D.	Max. W.P.	Vac.	MBR	Wt. Per ft	Length	Std. Pack	Pkg Code	Gates Item No.
	(in)	(mm)	(psi)	(in. Hg)	(in)	(Lbs.)	(ft)			
Black	3	76.2	75	—	36.0	1.30	100	PLT	T	3129-0660
Black	4	101.6	75	—	48.0	1.71	100	PLT	T	3129-0670
Black	4	101.6	75	—	48.0	1.69	200	PLT	T	3129-0672
Black	4 1/2	114.3	35	—	54.0	1.92	100	PLT	T	3129-0675
Black	5	127.0	75	—	60.0	2.12	100	PLT	T	3129-0680
Black	6	152.4	25	—	72.0	2.51	100	PLT	T	3129-0690
Black	6 5/8	168.3	20	—	72.0	2.35	100	PLT	T	3129-0700

RECOMMENDED FOR: Pneumatic transfer of bulk cement and other dry bulk materials.
TEMPERATURE: -40°F to +150°F (-40°C to +66°C) continuous service.
CONSTRUCTION: Tube: [Type D3 \(Natural Rubber\)](#), [Black](#), [Static-conductive](#).
 Reinforcement: Multiple plies, synthetic textile.
 Cover: [Type D \(SBR\)](#), [Black with gray stripe](#).
 Design Factor: 4:1
COUPLINGS: [5](#), [7](#), [49](#) or [78](#). Reference the Hose Coupling Section.



Bulk Master™ Plus (35-150) SD
Formerly - 688SB



1/4" Tube Thickness

Color	Hose I.D.		Hose O.D.		Max. W.P.		Vac.	MBR	Wt. Per ft	Length	Std. Pack	Pkg Code	Gates Item No.
	(in)		(mm)		(in)								
Black	4	101.6	4.94	125.5	150	10.3	30.0	39.0	4.00	100	PLT	T	4691-0043
Black	5	127.0	5.96	151.4	150	10.3	30.0	48.0	4.96	100	PLT	T	4691-0044
Black	6	152.4	6.97	177.0	150	10.3	30.0	56.0	6.27	100	PLT	T	4691-0045

3/16" Tube Thickness

Color	Hose I.D.		Hose O.D.		Max. W.P.		Vac.	MBR	Wt. Per ft	Length	Std. Pack	Pkg Code	Gates Item No.
	(in)		(mm)		(in)								
Black	2	50.8	2.77	70.4	60	4.1	30.0	16.0	1.74	100	PLT	T	4691-0305
Black	2	50.8	2.77	70.4	60	4.1	30.0	16.0	1.74	200	PLT	T	4691-0306
Black	2 1/2	63.5	3.27	83.1	60	4.1	30.0	20.0	1.65	100	PLT	T	4691-0320
Black	3	76.2	3.81	96.8	60	4.1	30.0	24.0	2.66	100	PLT	T	4691-0325
Black	4	101.6	4.77	121.2	45	3.1	30.0	32.0	3.37	100	PLT	T	4691-0340
Black	4	101.6	4.77	121.2	45	3.1	30.0	32.0	3.37	200	PLT	T	4691-4342
Black	4 1/2	114.3	5.27	133.9	40	2.8	30.0	36.0	3.70	50	PLT	T	4691-0355
Black	5	127.0	5.77	146.6	40	2.8	30.0	40.0	4.14	50	PLT	T	4691-0360
Black	6	152.4	6.76	171.7	40	2.8	30.0	48.0	5.07	50	PLT	T	4691-0346
Black	6	152.4	6.76	171.7	40	2.8	30.0	48.0	5.07	200	PLT	T	4691-0349
Black	6 5/8	168.3	7.47	189.7	35	2.4	30.0	36.0	5.36	50	PLT	T	4691-0370

RECOMMENDED FOR: Transfer of bulk materials via suction, gravity or pneumatic systems where abrasion resistance is the primary requirement. Examples: Dry cement, sand, gravel, feed, seed and slurries.

TEMPERATURE: -40°F to +150°F (-40°C to +66°C) continuous service.

CONSTRUCTION: **Tube:** [Type D3 \(Natural Rubber\), Black, Static-conductive, 3/16" thick.](#)
Reinforcement: Multiple plies, synthetic textile, dual steel wire helix.
Cover: [Type D \(SBR\), Black corrugated with gray stripe.](#)
Design Factor: 4:1

COUPLINGS: [5](#), [6](#), [7](#), [49](#) or [78](#). Reference the Hose Coupling Section.

AGRICULTURE
AIR BREATHING
AIR DUCT
AIR AND MULTI-PURPOSE
CHEMICAL
FOOD AND BEVERAGE
ENGINE AND MARINE
MATERIAL HANDLING
MINING
OILFIELD
PETROLEUM
PRESSURE WASH AND WASHDOWN
STEAM
WATER
CLAMPS
COUPLINGS AND FERRULES
HOSE FINDER
CHEMICAL RESISTANCE TABLE



Bulk Master™ Hot Air Blower (40-130) SD HT



- AGRICULTURE
- AIR BREATHING
- AIR DUCT
- AIR AND MULTI-PURPOSE
- CHEMICAL
- FOOD AND BEVERAGE
- ENGINE AND MARINE
- MATERIAL HANDLING
- MINING
- OILFIELD
- PETROLEUM
- PRESSURE WASH AND WASHDOWN
- STEAM
- WATER
- CLAMPS
- COUPLINGS AND FERRULES
- HOSE FINDER
- CHEMICAL RESISTANCE TABLE

Color	Hose I.D.		Hose O.D.		Max. W.P.		Vac.	MBR	Wt. Per ft	Length	Std. Pack	Pkg Code	Gates Item No.
	(in)	(mm)	(in)	(mm)	(psi)	(Bar)	(In. Hg)	(in)	(Lbs.)	(ft)			
Black	1 1/2	38.1	2.08	52.8	130	9.0	30.0	8.0	.89	100	PLT	T	4691-0501
Black	2	50.8	2.58	65.5	125	8.6	30.0	9.0	1.00	100	PLT	T	4691-0502
Black	2 1/2	63.5	3.08	78.2	110	7.6	30.0	14.0	1.43	100	PLT	T	4691-0503
Black	3	76.2	3.64	92.5	100	6.9	30.0	18.0	1.63	100	PLT	T	4691-0504
Black	3 1/2	88.9	4.14	105.2	85	5.9	30.0	21.0	1.95	100	PLT	T	4691-0505
Black	4	101.6	4.64	117.9	75	5.2	30.0	24.0	2.21	100	PLT	T	4691-0506
Black	5	127.0	5.74	145.8	55	3.8	30.0	30.0	3.13	100	PLT	T	4691-0507
Black	6	152.4	6.74	171.2	40	2.8	30.0	36.0	4.54	100	PLT	T	4691-0508

RECOMMENDED FOR: Conveying hot air up to +350°F from blower or compressor to storage tank used in the transfer of dry bulk commodities. Can also be used for transferring mild chemicals at ambient temperatures.

CAUTION: -40°F to +125°F (-40°C to +52°C) for mild chemical transfer. For chemicals above +125°F or suitability for use with a specific chemical, contact Denver Product Application at (303) 744-5070.

TEMPERATURE: -40°F to +350°F (-40°C to +177°C) for hot air service.

CONSTRUCTION: **Tube:** [Type P \(EPDM\). Black.](#)
Reinforcement: Multiple plies, synthetic textile, dual steel wire helix.
Cover: [Type P \(EPDM\). Black with gray stripe.](#)
Design Factor: 4:1

COUPLINGS: [5](#), [7](#) or [49](#). Block [49](#) (Cam and Groove) should not be used for compressed air service and are not recommended for high temperature service. Reference the Hose Coupling Section.



Bulk Master™ (4-24) SD
Formerly - 770SB



Color	Hose I.D.		Hose O.D.		Max. W.P.		Vac.	MBR	Wt. Per ft	Length	Std. Pack	Pkg Code	Gates Item No.
	(in)	(mm)	(in)	(mm)	(psi)	(Bar)	(In. Hg)	(in)	(Lbs.)	(ft)			
Black	1	25.4	1.39	35.3	4	.3	20.0	5.0	.49	100	PLT	T	4691-0400
Black	1 1/4	31.8	1.64	41.7	5	.3	20.0	5.0	.59	100	PLT	T	4691-0405
Black	1 1/2	38.1	1.89	48.0	6	.4	20.0	6.0	.68	100	PLT	T	4691-0410
Black	2	50.8	2.39	60.7	8	.6	20.0	8.0	.75	100	PLT	T	4691-0420
Black	2 1/2	63.5	2.89	73.4	9	.6	20.0	9.0	.91	100	PLT	T	4691-0430
Black	3	76.2	3.39	86.1	12	.8	20.0	10.0	1.03	100	PLT	T	4691-0435
Black	4	101.6	4.39	111.5	16	1.1	20.0	15.0	1.35	100	PLT	T	4691-0440
Black	5	127.0	5.53	140.5	20	1.4	20.0	20.0	2.27	50	PLT	T	4691-0450
Black	6	152.4	6.53	165.9	24	1.7	20.0	24.0	3.20	50	PLT	T	4691-0455

RECOMMENDED FOR: Light-duty vacuum service in industrial and maintenance applications conveying air, dust, fine particles, leaves, grass, etc.

TEMPERATURE: -40°F to +150°F (-40°C to +66°C) continuous service.

CONSTRUCTION: **Tube:** [Type D3 \(Natural Rubber\)](#), [Black](#), [Static-conductive](#).
Reinforcement: Multiple plies, synthetic textile, dual steel wire helix.
Cover: [Type D \(SBR\)](#), [Black corrugated with gray stripe](#).
Design Factor: 4:1

COUPLINGS: [5](#), [6](#), [7](#) or [78](#). Reference the Hose Coupling Section.

AGRICULTURE
AIR BREATHING
AIR DUCT
AIR AND MULTI-PURPOSE
CHEMICAL
FOOD AND BEVERAGE
ENGINE AND MARINE
MATERIAL HANDLING
MINING
OILFIELD
PETROLEUM
PRESSURE WASH AND WASHDOWN
STEAM
WATER
CLAMPS
COUPLINGS AND FERRULES
HOSE FINDER
CHEMICAL RESISTANCE TABLE



Bulk Master™ Sand Blast (120-150) D
Formerly - 429W



AGRICULTURE
AIR BREATHING
AIR DUCT
AIR AND MULTI-PURPOSE
CHEMICAL
FOOD AND BEVERAGE
ENGINE AND MARINE
MATERIAL HANDLING
MINING
OILFIELD
PETROLEUM
PRESSURE WASH AND WASHDOWN
STEAM
WATER
CLAMPS
COUPLINGS AND FERRULES
HOSE FINDER
CHEMICAL RESISTANCE TABLE

Color	Hose I.D.		Hose O.D.		Max. W.P.		Vac.	MBR	Wt. Per ft	Length	Std. Pack	Pkg Code	Gates Item No.
	(in)	(mm)	(in)	(mm)	(psi)	(Bar)	(in. Hg)	(in)	(Lbs.)	(ft)			
Black	1/2	12.7	1.23	31.2	150	10.3	25.0	5.0	.55	50	PLT	T	4129-0085
Black	3/4	19.1	1.50	38.1	150	10.3	15.0	8.0	.70	50	PLT	T	4129-0086
Black	1	25.4	1.63	41.4	150	10.3	5.0	12.0	.70	50	PLT	T	4129-0256
Black	1	25.4	1.87	47.5	150	10.3	5.0	12.0	.96	50	PLT	T	4129-0100
Black	1 1/4	31.8	2.16	54.9	150	10.3	5.0	12.0	1.12	50	PLT	T	4129-0105
Black	1 1/2	38.1	2.37	60.2	135	9.3	5.0	18.0	1.56	50	PLT	T	4129-0150
Black	2	50.8	2.94	74.7	120	8.3	5.0	20.0	2.00	50	PLT	T	4129-0200

RECOMMENDED FOR: Sand, shot-blasting work and wherever abrasive materials are carried at high velocity.


TEMPERATURE: -40°F to +150°F (-40°C to +66°C) continuous service.

CONSTRUCTION: **Tube:** [Type D3 \(Natural Rubber\). Black. Static-conductive.](#)
Reinforcement: Multiple plies, synthetic textile.
Cover: [Type D \(SBR\). Black with gray stripe. All sizes are perforated.](#)
Design Factor: 4:1

COUPLINGS: [36.](#) Reference the Hose Coupling Section.



Bulk Master™ PVC (25-40) SD AR
Formerly - Master-Flex™ 400



Color	Hose I.D.		Hose O.D.		Max. W.P.*		Vac.*	MBR	Wt. Per ft	Length	Std. Pack	Pkg Code	Gates Item No.
	(in)	(mm)	(in)	(mm)	(psi)	(Bar)	(In. Hg)	(in)	(Lbs.)	(ft)			
Black	2	50.8	2.41	61.2	35	2.4	28.0	4.0	.54	100	PLT	T	7744-6103
Black	2 1/2	63.5	2.98	75.7	35	2.4	28.0	5.0	.77	100	PLT	T	7744-6104
Black	3	76.2	3.87	98.3	30	2.1	28.0	6.0	1.05	100	PLT	T	7744-6105
Black	4	101.6	4.65	118.1	30	2.1	28.0	8.0	1.70	100	PLT	T	7744-6106
Black	5	127.0	5.77	146.6	30	2.1	28.0	9.0	2.40	100	PLT	T	7744-6107
Black	6	152.4	6.86	174.2	25	1.7	28.0	12.0	3.21	100	PLT	T	7744-6108

NOTE: * Working Pressure and Vacuum at +72°F (+22°C).

RECOMMENDED FOR: Transfer of bulk materials via suction, pneumatic or gravity systems where tube abrasion resistance is the primary requirement and a static-conductive hose is needed. Can also be used for vacuum or ducting service.

TEMPERATURE: -30°F to +140°F (-34°C to +60°C) continuous service.

CONSTRUCTION: **Tube:** [Type D \(SBR\). Static conductive.](#)
Reinforcement: Rigid thermoplastic helix.
Cover: [Type G \(PVC\). Black with gray helix. Corrugated.](#)
Design Factor: 3:1

COUPLINGS: [1](#), [6](#), [7](#), [49](#) or [78](#). Reference the Hose Coupling Section.

STANDARDS: **Tube:** ARPM (Class B) Medium oil-resistance.

AGRICULTURE
AIR BREATHING
AIR DUCT
AIR AND MULTI-PURPOSE
CHEMICAL
FOOD AND BEVERAGE
ENGINE AND MARINE
MATERIAL HANDLING
MINING
OILFIELD
PETROLEUM
PRESSURE WASH AND WASHDOWN
STEAM
WATER
CLAMPS
COUPLINGS AND FERRULES
HOSE FINDER
CHEMICAL RESISTANCE TABLE



Mine Master™ Spray 1000

Formerly - 1000 MP/Mine Spray



AGRICULTURE
AIR BREATHING
AIR DUCT
AIR AND MULTI-PURPOSE
CHEMICAL
FOOD AND BEVERAGE
ENGINE AND MARINE
MATERIAL HANDLING
MINING
OILFIELD
PETROLEUM
PRESSURE WASH AND WASHDOWN
STEAM
WATER
CLAMPS
COUPLINGS AND FERRULES
HOSE FINDER
CHEMICAL RESISTANCE TABLE

Color	Hose I.D.		Hose O.D.		Max. W.P.*		Vac.*	MBR	Wt. Per ft	Length	Std. Pack	Pkg Code	Gates Item No.
	(in)	(mm)	(in)	(mm)	(psi)	(Bar)	(In. Hg)	(in)	(Lbs.)	(ft)			
Blue	1	25.4	1.42	36.1	1000	68.9	25.0	11.0	.66	100	CTN	T	3619-0759
Red	1/2	12.7	.84	21.3	1000	68.9	30.0	5.0	.30	500	REEL	T	3619-0757
Red	3/4	19.1	1.10	27.9	1000	68.9	25.0	8.0	.66	500	REEL	T	3619-0758
Yellow	1/2	12.7	.84	21.3	1000	68.9	30.0	5.0	.29	50	CTN	T	3619-0699
Yellow	1/2	12.7	.84	21.3	1000	68.9	30.0	5.0	.29	50	BULK	1200	3619-0761
Yellow	1/2	12.7	.84	21.3	1000	68.9	30.0	5.0	.29	100	CTN	T	3619-0716
Yellow	1/2	12.7	.84	21.3	1000	68.9	30.0	5.0	.28	450	REEL	*	3619-3106
Yellow	3/4	19.1	1.10	27.9	1000	68.9	25.0	8.0	.43	50	CTN	T	3619-0700
Yellow	3/4	19.1	1.10	27.9	1000	68.9	25.0	8.0	.43	50	BULK	850	3619-0762
Yellow	3/4	19.1	1.10	27.9	1000	68.9	25.0	8.0	.43	100	CTN	T	3619-0721
Yellow	3/4	19.1	1.10	27.9	1000	68.9	25.0	8.0	.43	100	BULK	1000	3619-0789
Yellow	3/4	19.1	1.10	27.9	1000	68.9	25.0	8.0	.43	500	REEL	XX	3619-0749
Yellow	1	25.4	1.42	36.1	1000	68.9	25.0	11.0	.66	50	CTN	T	3619-0701
Yellow	1	25.4	1.42	36.1	1000	68.9	25.0	11.0	.66	50	BULK	700	3619-0763
Yellow	1	25.4	1.42	36.1	1000	68.9	25.0	11.0	.66	100	CTN	T	3619-0786
Yellow	1	25.4	1.42	36.1	1000	68.9	25.0	11.0	.66	100	BULK	400	3619-0790
Yellow	1 1/4	31.8	1.69	42.9	1000	68.9	20.0	16.0	.81	50	CTN	T	3619-0702
Yellow	1 1/4	31.8	1.69	42.9	1000	68.9	20.0	16.0	.81	50	BULK	300	3619-0764
Yellow	1 1/4	31.8	1.69	42.9	1000	68.9	20.0	16.0	.81	100	CTN	T	3619-0787
Yellow	1 1/4	31.8	1.69	42.9	1000	68.9	20.0	16.0	.81	100	BULK	100	3619-0791
Yellow	1 1/2	38.1	1.92	48.8	1000	68.9	15.0	18.0	1.07	50	CTN	T	3619-0708
Yellow	1 1/2	38.1	1.92	48.8	1000	68.9	15.0	18.0	1.07	50	BULK	250	3619-0765
Yellow	1 1/2	38.1	1.92	48.8	1000	68.9	15.0	18.0	1.07	100	CTN	T	3619-0788
Yellow	1 1/2	38.1	1.92	48.8	1000	68.9	15.0	18.0	1.07	100	BULK	200	3619-0792
Yellow	2	50.8	2.45	62.2	1000	68.9	10.0	25.0	1.47	50	CTN	T	3619-0760
Yellow	2	50.8	2.45	62.2	1000	68.9	10.0	25.0	1.47	50	BULK	200	3619-0766
Yellow	2	50.8	2.45	62.2	1000	68.9	10.0	25.0	1.47	100	CTN	T	3619-0745

NOTE: * Qty +/- 0', max 3 pieces, increments of 150'.

RECOMMENDED FOR: High-pressure water service in underground mining applications and hot water washdown service. The thick cover meets MSHA's self-extinguishing requirements, and is designed for the tough mining environment.

CAUTION: Air service working pressure is 300 psi for all sizes.

TEMPERATURE: -40°F to +212°F (-40°C to +100°C) service range.

CONSTRUCTION: **Tube:** [Type P \(EPDM\), Black.](#)
Reinforcement: Braided, steel wire.
Cover: [Type C2 \(Modified Nitrile\), Non-marking. All sizes are perforated.](#)
Design Factor: 4:1

COUPLINGS: **80** Gates GSP (1 1/2" or 2" only), **74** Gates MegaCrimp™ (1/2" through 1 1/4"), **14, 15** or **19** (up to 300 PSI only). Reference the Hose Coupling Section.

STANDARDS: **Tube:** ARPM (Class C) Limited oil-resistance.
Cover: ARPM (Class B) Medium oil-resistance. Meets MSHA Flame-resistant.



Mine Master™ Longwall Emulsion 1000



Color	Hose I.D.		Hose O.D.		Max. W.P.		Vac.	MBR	Wt. Per ft	Length	Std. Pack	Pkg Code	Gates Item No.
	(in)	(mm)	(in)	(mm)	(psi)	(Bar)	(In. Hg)	(in)	(Lbs.)	(ft)			
Black	2 1/2	63.5	3.34	84.8	1000	68.9	10.0	20.0	3.17	50	CTN	T	3619-0809
Black	2 1/2	63.5	3.34	84.8	1000	68.9	10.0	20.0	3.17	100	CTN	T	3619-0811
Black	3	76.2	3.91	99.3	1000	68.9	10.0	20.0	4.14	50	CTN	T	3619-0810
Black	3	76.2	3.91	99.3	1000	68.9	10.0	20.0	4.14	100	CTN	T	3619-3531
Yellow	2 1/2	63.5	3.34	84.8	1000	68.9	10.0	20.0	3.17	50	CTN	T	3619-3103
Yellow	3	76.2	3.91	99.3	1000	68.9	10.0	20.0	4.14	50	CTN	T	3619-0051
Yellow	3	76.2	3.91	99.3	1000	68.9	10.0	20.0	4.14	100	CTN	T	3619-3530

RECOMMENDED FOR: Flexible connections in high-pressure water distribution and emulsion systems used in a variety of industries. The thick cover meets MSHA's self-extinguishing requirements, and is designed for the tough mining environment.

TEMPERATURE: -40°F to +212°F (-40°C to +100°C) normal service.

CONSTRUCTION: **Tube:** [Type A \(Chloroprene\), Black.](#)
Reinforcement: Braided, steel wire.
Cover: [Type C2 \(Modified Nitrile\), Yellow.](#)
[Type C2 \(Specially compounded elastomer\), Black with yellow stripe.](#)
Design Factor: 4:1

COUPLINGS: [14, 15](#) or reusable male couplings (Wildman). Reference the Hose Coupling Section.

STANDARDS: **Tube:** ARPM (Class B) Medium oil-resistance.
Cover: ARPM (Class B) Medium oil-resistance. Meets MSHA Flame-resistant.

- AGRICULTURE
- AIR BREATHING
- AIR DUCT
- AIR AND MULTI-PURPOSE
- CHEMICAL
- FOOD AND BEVERAGE
- ENGINE AND MARINE
- MATERIAL HANDLING
- MINING
- OILFIELD
- PETROLEUM
- PRESSURE WASH AND WASHDOWN
- STEAM
- WATER
- CLAMPS
- COUPLINGS AND FERRULES
- HOSE FINDER
- CHEMICAL RESISTANCE TABLE



Mine Master™ Air Drill 600HT
Formerly - Scorpion™



- AGRICULTURE
- AIR BREATHING
- AIR DUCT
- AIR AND MULTI-PURPOSE
- CHEMICAL
- FOOD AND BEVERAGE
- ENGINE AND MARINE
- MATERIAL HANDLING
- MINING
- OILFIELD
- PETROLEUM
- PRESSURE WASH AND WASHDOWN
- STEAM
- WATER
- CLAMPS
- COUPLINGS AND FERRULES
- HOSE FINDER
- CHEMICAL RESISTANCE TABLE

Color	Hose I.D.		Hose O.D.		Max. W.P.		Vac.	MBR	Wt. Per ft	Length	Std. Pack	Pkg Code	Gates Item No.
	(in)	(mm)	(in)	(mm)	(psi)	(Bar)	(In. Hg)	(in)	(Lbs.)	(ft)			
Black	1 1/2	38.1	2.02	51.3	600	41.4	—	12.0	1.13	50	CTN	QQ	3618-0311
Black	2	50.8	2.62	66.5	600	41.4	—	16.0	1.51	50	CTN	QQ	3618-0312
Black	2	50.8	2.62	66.5	600	41.4	—	16.0	1.63	50	CTN	T	3618-0336
Black	2 1/2	63.5	3.12	79.2	600	41.4	—	18.0	1.89	50	CTN	QQ	3618-0313
Black	3	76.2	3.64	92.5	600	41.4	—	20.0	2.46	50	CTN	QQ	3618-0314
Black	3	76.2	3.64	92.5	600	41.4	—	18.0	2.62	50	CTN	T	3618-0333
Black	4	101.6	4.79	121.7	600	41.4	—	25.0	4.10	50	CTN	QQ	3618-0315

RECOMMENDED FOR: High-pressure and high-temperature air hose used on industrial, construction, pneumatic mining and drilling applications requiring a wire-braided hose with a high-temperature thick rubber cover.

TEMPERATURE: -40°F to +300°F (-40°C to +149°C).

CONSTRUCTION:
Tube: [Type J \(CPE\). Black.](#)
Reinforcement: Braided, steel wire.
Cover: [Type J \(CPE\). Black with yellow stripe. All sizes perforated.](#)
Design Factor: 4:1

COUPLINGS: [14, 15, 18, 35, 71](#) Permanent Swaged or [80](#) Gates GSP (1 1/2" or 2" only). Reference the Hose Coupling Section.

STANDARDS:
Tube: ARPM (Class B) Medium oil-resistance.
Cover: ARPM (Class B) Medium oil-resistance.



Mine Master™ Air Drill 500
Formerly - 18MB



Color	Hose I.D.		Hose O.D.		Max. W.P.		Vac.	MBR	Wt. Per ft	Length	Std. Pack	Pkg Code	Gates Item No.
	(in)	(mm)	(in)	(mm)	(psi)	(Bar)	(In. Hg)	(in)	(Lbs.)	(ft)			
Gray	3/4	19.1	1.28	32.5	500	34.5	25.0	6.0	.41	50	CTN	T	3618-0011
Gray	1	25.4	1.55	39.4	500	34.5	25.0	8.0	.80	50	CTN	T	3618-0021
Gray	1 1/4	31.8	1.80	45.7	500	34.5	15.0	10.0	1.02	50	CTN	T	3618-0031
Gray	1 1/2	38.1	2.21	56.1	500	34.5	15.0	12.0	1.42	50	CTN	T	3618-0041
Gray	2	50.8	2.77	70.4	500	34.5	15.0	14.0	2.30	50	CTN	T	3618-0051
Gray	2	50.8	2.77	70.4	500	34.5	15.0	14.0	1.26	60	CTN	T	3618-0052
Gray	2	50.8	2.77	70.4	500	34.5	15.0	14.0	2.06	100	CTN	T	3618-1000
Gray	2 1/2	63.5	3.46	87.9	500	34.5	10.0	30.0	3.28	50	CTN	T	3618-0201
Gray	2 1/2	63.5	3.46	87.9	500	34.5	10.0	30.0	3.28	60	CTN	T	3618-0205
Gray	3	76.2	3.97	100.8	500	34.5	10.0	36.0	4.10	50	CTN	T	3618-0215
Gray	4	101.6	5.06	128.5	500	34.5	10.0	47.6	5.32	50	CTN	T	3618-0225

RECOMMENDED FOR: Extra heavy-duty, high-pressure use on industrial, construction and pneumatic mining applications requiring wire-braided hose with an oil-resistant tube and abrasion-resistant cover.

TEMPERATURE: -30°F to +212°F (-34°C to +100°C) continuous service.

CONSTRUCTION: **Tube:** [Type A \(Chloroprene\), Black.](#)
Reinforcement: Braided, steel wire.
Cover: [Type C2 \(Modified Nitrile\), Gray with yellow stripe. All sizes are perforated. For 3/4" through 1 1/4" sizes only.](#)
[Type D3 \(Natural Rubber\), Gray with yellow stripe. All sizes are perforated. For 1 1/2" through 4" sizes only.](#)

Design Factor: 4:1

COUPLINGS: [14](#), [15](#), [18](#), [35](#) or [80](#) Gates GSP (1 1/2" or 2" only). Reference the Hose Coupling Section.

STANDARDS: **Tube:** ARPM (Class B) Medium oil-resistance.
Cover: ARPM (Class C) Limited oil-resistance.

AGRICULTURE
AIR BREATHING
AIR DUCT
AIR AND MULTI-PURPOSE
CHEMICAL
FOOD AND BEVERAGE
ENGINE AND MARINE
MATERIAL HANDLING
MINING
OILFIELD
PETROLEUM
PRESSURE WASH AND WASHDOWN
STEAM
WATER
CLAMPS
COUPLINGS AND FERRULES
HOSE FINDER
CHEMICAL RESISTANCE TABLE

Mine Master™ Air Drill 500 FR

Formerly - 500 MP Air Drill



AGRICULTURE
AIR BREATHING
AIR DUCT
AIR AND MULTI-PURPOSE
CHEMICAL
FOOD AND BEVERAGE
ENGINE AND MARINE
MATERIAL HANDLING
MINING
OILFIELD
PETROLEUM
PRESSURE WASH AND WASHDOWN
STEAM
WATER
CLAMPS
COUPLINGS AND FERRULES
HOSE FINDER
CHEMICAL RESISTANCE TABLE

Color	Hose I.D.		Hose O.D.		Max. W.P.		Vac.	MBR	Wt. Per ft	Length	Std. Pack	Pkg Code	Gates Item No.
	(in)	(mm)	(in)	(mm)	(psi)	(Bar)	(In. Hg)	(in)	(Lbs.)	(ft)			
Black	3/4	19.1	1.11	28.2	500	34.5	25.0	6.0	.41	100	CTN	T	3618-0801
Black	1	25.4	1.45	36.8	500	34.5	25.0	8.0	.66	100	CTN	T	3618-0802
Black	1 1/4	31.8	1.74	44.2	500	34.5	15.0	10.0	.86	100	CTN	T	3618-0803
Black	1 1/2	38.1	1.99	50.5	500	34.5	15.0	12.0	1.00	100	CTN	T	3618-0804
Black	2	50.8	2.50	63.5	500	34.5	15.0	14.0	1.39	100	CTN	T	3618-0805
Black	2 1/2	63.5	3.14	79.8	500	34.5	10.0	30.0	2.15	100	CTN	T	3618-0806
Black	3	76.2	3.67	93.2	500	34.5	10.0	36.0	2.77	100	CTN	T	3618-0807
Yellow	3/4	19.1	1.11	28.2	500	34.5	25.0	6.0	.41	100	CTN	T	3618-0808
Yellow	1	25.4	1.45	36.8	500	34.5	25.0	8.0	.65	100	CTN	T	3618-0809
Yellow	1 1/4	31.8	1.74	44.2	500	34.5	15.0	10.0	.85	100	CTN	T	3618-0810
Yellow	1 1/2	38.1	1.99	50.5	500	34.5	15.0	12.0	1.00	100	CTN	T	3618-0811
Yellow	2	50.8	2.50	63.5	500	34.5	15.0	14.0	1.39	100	CTN	T	3618-0812
Yellow	2 1/2	63.5	3.14	79.8	500	34.5	10.0	30.0	2.15	100	CTN	T	3618-0813
Yellow	3	76.2	3.67	93.2	500	34.5	10.0	36.0	2.77	100	CTN	T	3618-0814

NOTE: For 4" I.D. see Mine Master™ Air Drill.

RECOMMENDED FOR: Heavy-duty, high-pressure use on industrial, construction and pneumatic mining applications requiring wire-braided hose with an oil-resistant tube and abrasion-resistant cover.

TEMPERATURE: -22°F to +180°F (-30°C to +82°C) continuous service.

CONSTRUCTION:
Tube: [Type C \(Nitrile\), Black.](#)
Reinforcement: Braided, steel wire.
Cover: [Type C2 \(Modified Nitrile\), Black with yellow stripe. All sizes are perforated.](#)
[Type C2 \(Modified Nitrile\), Yellow with black stripe. All sizes are perforated.](#)
Design Factor: 4:1

COUPLINGS: [14](#), [15](#), [18](#), [35](#) or [80](#) Gates GSP (1 1/2" or 2" only). Reference the Hose Coupling Section.

STANDARDS: **Tube:** ARPM (Class B) Medium oil-resistance.
Cover: ARPM (Class B) Medium oil-resistance. Meets MSHA Flame-resistant.



Mine Master™ Rock Dust 100SD



Color	Hose I.D.		Hose O.D.		Max. W.P.		Vac.	MBR	Wt. Per ft	Length	Std. Pack	Pkg Code	Gates Item No.
	(in)	(mm)	(in)	(mm)	(psi)	(Bar)	(In. Hg)	(in)	(Lbs.)	(ft)			
Black	1 1/4	31.8	1.67	42.4	100	6.9	30.0	6.0	.56	100	PLT	T	4691-0700
Black	1 1/2	38.1	1.92	48.8	100	6.9	30.0	8.0	.66	100	PLT	T	4691-0701
Black	2	50.8	2.41	61.2	100	6.9	30.0	10.0	.89	100	PLT	T	4691-0702
Black	2 1/2	63.5	2.92	74.2	100	6.9	30.0	12.0	.98	100	PLT	T	4691-0703
Black	3	76.2	3.41	86.6	100	6.9	30.0	15.0	1.29	100	PLT	T	4691-0704

RECOMMENDED FOR: Rock dusting applications in underground coal mines where limestone dust (or other inert rock-derived dusting agent) is sprayed in order to isolate exposed coal surfaces from potential heat or ignition sources. Lightweight and flexible for easy handling.

TEMPERATURE: -40°F to +180°F (-40°C to +82°C).

CONSTRUCTION:
Tube: [Type D \(Natural Rubber\). Black. Static-conductive.](#)
Reinforcement: Multiple plies, synthetic textile, dual steel wire helix.
Cover: [Type C2 \(Modified Nitrile\). Black with yellow stripe.](#)
Design Factor: 4:1

COUPLINGS: [1, 6, 7, 21, 49](#) or [78](#). Reference the Hose Coupling Section.

STANDARDS: **Cover:** Meets MSHA Flame-resistant.

AGRICULTURE
AIR BREATHING
AIR DUCT
AIR AND MULTI-PURPOSE
CHEMICAL
FOOD AND BEVERAGE
ENGINE AND MARINE
MATERIAL HANDLING
MINING
OILFIELD
PETROLEUM
PRESSURE WASH AND WASHDOWN
STEAM
WATER
CLAMPS
COUPLINGS AND FERRULES
HOSE FINDER
CHEMICAL RESISTANCE TABLE



Black Gold™ ABS Chemical Plus XLPE 250SD



- AGRICULTURE
- AIR BREATHING
- AIR DUCT
- AIR AND MULTI-PURPOSE
- CHEMICAL
- FOOD AND BEVERAGE
- ENGINE AND MARINE
- MATERIAL HANDLING
- MINING
- OILFIELD**
- PETROLEUM
- PRESSURE WASH AND WASHDOWN
- STEAM
- WATER
- CLAMPS
- COUPLINGS AND FERRULES
- HOSE FINDER
- CHEMICAL RESISTANCE TABLE

Color	Hose I.D.		Hose O.D.		Max. W.P.		Vac.	MBR	Wt. Per ft	Length	Std. Pack	Pkg Code	Gates Item No.
	(in)	(mm)	(in)	(mm)	(psi)	(Bar)	(In. Hg)	(in)	(Lbs.)	(ft)			
Black	1	25.4	1.50	38.1	250	17.2	30.0	5.0	.56	200	PLT	T	4695-0933
Black	2	50.8	2.58	65.5	250	17.2	30.0	10.0	1.19	200	PLT	T	4695-0934
Black	3	76.2	3.71	94.2	250	17.2	30.0	18.0	2.37	200	PLT	T	4695-0935
Black	4	101.6	4.70	119.4	250	17.2	30.1	24.0	3.05	200	PLT	T	4695-0936

RECOMMENDED FOR: Transfer of chemical products from a supply ship to an offshore drilling rig or platform; and for transfer applications on offshore or onshore drilling rigs or platforms. See Gates Chemical Resistance Table for proper hose selection.

TEMPERATURE: -40°F to +250°F (-40°C to +121°C).

CONSTRUCTION:
Tube: [Type K \(Gatrom™ Modified Cross-linked Polyethylene.\)](#)
Reinforcement: Multiple plies, synthetic textile, dual steel wire helix.
Cover: [Type P \(EPDM\). Black with purple stripe.](#)
Design Factor: 5:1

COUPLINGS: [71](#) (permanent crimp or swage). Reference the Hose Coupling Section.

STANDARDS: ABS approved.



Black Gold™ ABS Drill Water 300SD



Color	Hose I.D.		Hose O.D.		Max. W.P.		Vac.	MBR	Wt. Per ft	Length	Std. Pack	Pkg Code	Gates Item No.
	(in)	(mm)	(in)	(mm)	(psi)	(Bar)	(In. Hg)	(in)	(Lbs.)	(ft)			
Black	2	50.8	2.62	66.5	300	20.7	30.0	12.0	1.19	200	PLT	T	4686-0028
Black	3	76.2	3.62	91.9	300	20.7	30.0	24.0	2.62	200	PLT	T	4686-0029
Black	4	101.6	4.62	117.3	300	20.7	30.0	30.0	3.18	200	PLT	T	4686-0030
Black	5	127.0	5.92	150.4	300	20.7	30.0	48.0	5.05	100	PLT	T	4686-0066
Black	6	152.4	6.92	175.8	300	20.7	30.0	60.0	7.53	100	PLT	T	4686-0067
Black	6	152.4	6.92	175.8	300	20.7	30.0	60.0	7.53	200	PLT	T	4686-0031

RECOMMENDED FOR: Transfer of non-potable water or liquids not containing oils or chemicals from a supply ship to an offshore drilling rig or platform. Various water-based transfer applications for offshore or onshore work sites. The heavy-duty reinforcement is designed to survive extreme oilfield application requirements. The specially compounded cover material is designed to withstand the harshest environment including abrasion and weathering.

CAUTION: Not for drinking water or food products.

TEMPERATURE: -40°F to +150°F (-40°C to +66°C) continuous service.

CONSTRUCTION: **Tube:** [Type P \(EPDM\). Black.](#)
Reinforcement: Multiple plies, synthetic textile, dual steel wire helix.
Cover: [Type P \(EPDM\). Black with green stripe.](#)
Design Factor: 4:1

COUPLINGS: Crimped or swaged couplings. [71](#). Reference the Hose Coupling Section.

STANDARDS: ABS approved.

AGRICULTURE
AIR BREATHING
AIR DUCT
AIR AND MULTI-PURPOSE
CHEMICAL
FOOD AND BEVERAGE
ENGINE AND MARINE
MATERIAL HANDLING
MINING
OILFIELD
PETROLEUM
PRESSURE WASH AND WASHDOWN
STEAM
WATER
CLAMPS
COUPLINGS AND FERRULES
HOSE FINDER
CHEMICAL RESISTANCE TABLE



Black Gold™ ABS Drill Water 300D



- AGRICULTURE
- AIR BREATHING
- AIR DUCT
- AIR AND MULTI-PURPOSE
- CHEMICAL
- FOOD AND BEVERAGE
- ENGINE AND MARINE
- MATERIAL HANDLING
- MINING
- OILFIELD**
- PETROLEUM
- PRESSURE WASH AND WASHDOWN
- STEAM
- WATER
- CLAMPS
- COUPLINGS AND FERRULES
- HOSE FINDER
- CHEMICAL RESISTANCE TABLE

Color	Hose I.D.		Hose O.D.		Max. W.P.		Vac.	MBR	Wt. Per ft	Length	Std. Pack	Pkg Code	Gates Item No.
	(in)	(mm)	(in)	(mm)	(psi)	(Bar)	(In. Hg)	(in)	(Lbs.)	(ft)			
Black	2	50.8	2.58	65.5	300	20.7	10.0	14.0	.94	200	PLT	T	3137-1280
Black	3	76.2	3.64	92.5	300	20.7	10.0	21.0	1.49	200	PLT	T	3137-1281
Black	4	101.6	4.64	117.9	300	20.7	10.0	28.0	1.94	200	PLT	T	3137-1282
Black	5	127.0	5.78	146.8	300	20.7	10.0	48.0	2.85	100	PLT	T	3137-1302
Black	6	152.4	6.82	173.2	300	20.7	10.0	60.0	2.85	100	PLT	T	3137-1303
Black	6	152.4	6.82	173.2	300	20.7	10.0	60.0	2.85	200	PLT	T	3137-1284

RECOMMENDED FOR: Transfer of non-potable water or liquids not containing oils or chemicals from a supply ship to an offshore drilling rig or platform. Various water-based transfer applications for offshore or onshore work sites. The heavy-duty reinforcement is designed to survive extreme oilfield application requirements. The specially compounded cover material is designed to withstand the harshest environment including abrasion and weathering.

CAUTION: Not for drinking water or food products.

TEMPERATURE: -40°F to +150°F (-40°C to +66°C) continuous service.

CONSTRUCTION:
Tube: [Type P \(EPDM\). Black.](#)
Reinforcement: Multiple plies, synthetic textile, static filament.
Cover: [Type P \(EPDM\). Black with green stripe.](#)
Design Factor: 4:1

COUPLINGS: Crimped or swaged couplings. [71](#). Reference the Hose Coupling Section.

STANDARDS: ABS approved.



Black Gold™ Slim Hole Rotary (1500-5000)

Formerly - Powerbraid™ Plus



1,500 - 3,000 Working Pressure

Color	Hose I.D.		Hose O.D.		Max. W.P.		Vac.	MBR	Wt. Per ft	Length	Std. Pack	Pkg Code	Gates Item No.
	(in)	(mm)	(in)	(mm)	(psi)	(Bar)	(In. Hg)	(in)	(Lbs.)	(ft)			
Black	2	50.8	2.63	66.8	3000	210	—	25.0	2.95	50	CTN	T	3670-0655
Black	2	50.8	2.63	66.8	3000	210	—	25.0	2.95	200	CTN	T	3670-0660
Black	2 1/2	63.5	3.38	85.9	2500	172.4	—	30.0	3.60	50	CTN	T	3670-0656
Black	3	76.2	3.90	99.1	2000	137.9	—	36.0	4.74	50	CTN	T	3670-0657
Black	4	101.6	5.06	128.5	1500	103.4	—	48.0	7.22	50	CTN	T	3670-0701

5,000 Working Pressure

Color	Hose I.D.		Hose O.D.		Max. W.P.		Vac.	MBR	Wt. Per ft	Length	Std. Pack	Pkg Code	Gates Item No.
	(in)	(mm)	(in)	(mm)	(psi)	(Bar)	(In. Hg)	(in)	(Lbs.)	(ft)			
Black	1	25.4	1.53	38.9	5000	344.7	—	12.0	1.49	200	CTN	T	3670-0665
Black	1 1/4	31.8	1.97	50.0	5000	344.7	—	16.5	2.67	200	CTN	T	3670-0670
Black	1 1/2	38.1	2.26	57.4	5000	344.7	—	20.0	3.33	200	CTN	T	3670-0675
Black	2	50.8	2.80	71.1	5000	344.7	—	25.0	4.94	50	CTN	T	3670-0679
Black	2	50.8	2.80	71.1	5000	344.7	—	25.0	4.61	150	CTN	T	3670-0845
Black	2	50.8	2.80	71.1	5000	344.7	—	25.0	4.94	200	CTN	T	3670-0680

RECOMMENDED FOR: Rotary applications on work over rigs and slim hole or seismograph rigs designed to operate at a maximum of 1,500 to 5,000 PSI rated working pressure depending on size. Applications on small or medium-size drilling rigs used for water well operations, water well core drill, blast or shot hole operations. For normal mud applications on small to medium-sized rigs where flexible connections are needed for pressure lines conveying mud.

TEMPERATURE: -40°F to +180°F (-40°C to +82°C) continuous service.

CONSTRUCTION: **Tube:** [Type C \(Nitrile\), Black.](#)
Reinforcement: Braided or spiral steel wire.
Cover: [Type A \(Chloroprene\), Black with yellow stripe. All sizes are perforated.](#)
Design Factor: 2.5:1

COUPLINGS: 1 1/4" I.D. 5,000 psi. Gates 20GS-20MPAPI (7347-76955)
 1" I.D. 5,000 psi. Gates 16GS-16MPLH (7347-76545)
 2 1/2", 3" and 4" - Swaged-On Permanent Couplings - API threads on connecting end of stem for easy flange attachment. Strong collar to anchor ferrule to stem. Electroplated steel. Also available in stainless steel and other special metals. Wildman [Type Q](#) reusable couplings.
 4" - Use George Myer Stem and Ferrule.
 71 Permanent (Mulconroy - API threads only) or reusable male couplings (Wildman - API threads only). [77](#) Gates GSM with Integral 2" Fig. 1502 Hammer Unions or [80](#) Gates GSP (1 1/2" or 2" only). Reference the Hose Coupling Section. For GS couplings reference Gates Hydraulic Hose catalog 35093.
 Sources: Dixon Valve and Coupling Co., George Myer Co, Inc.

STANDARDS: **Tube:** ARPM (Class A) High oil-resistance.
Cover: Meets MSHA Flame-resistant.

AGRICULTURE
AIR BREATHING
AIR DUCT
AIR AND MULTI-PURPOSE
CHEMICAL
FOOD AND BEVERAGE
ENGINE AND MARINE
MATERIAL HANDLING
MINING
OILFIELD
PETROLEUM
PRESSURE WASH AND WASHDOWN
STEAM
WATER
CLAMPS
COUPLINGS AND FERRULES
HOSE FINDER
CHEMICAL RESISTANCE TABLE



Black Gold™ ABS Potable Water 300SD



- AGRICULTURE
- AIR BREATHING
- AIR DUCT
- AIR AND MULTI-PURPOSE
- CHEMICAL
- FOOD AND BEVERAGE
- ENGINE AND MARINE
- MATERIAL HANDLING
- MINING
- OILFIELD**
- PETROLEUM
- PRESSURE WASH AND WASHDOWN
- STEAM
- WATER
- CLAMPS
- COUPLINGS AND FERRULES
- HOSE FINDER
- CHEMICAL RESISTANCE TABLE

Color	Hose I.D.		Hose O.D.		Max. W.P.		Vac.	MBR	Wt. Per ft	Length	Std. Pack	Pkg Code	Gates Item No.
	(in)	(mm)	(in)	(mm)	(psi)	(Bar)							
Orange	4	101.6	4.96	126.0	300	20.7	29.0	28.0	3.68	200	PLT	T	3132-5013
Orange	5	127.0	6.09	154.7	300	20.7	29.0	36.0	5.05	100	PLT	T	3132-5032
Orange	6	152.4	7.16	181.9	300	20.7	29.0	40.0	6.69	100	PLT	T	3132-5033

RECOMMENDED FOR: Transfer of potable water, non-potable water or liquids not containing oils or chemicals from a supply ship to an offshore drilling rig or platform. Various water-based transfer applications for offshore or onshore work sites. The food-grade tube meets FDA requirements and will not impart taste to drinking water. The heavy-duty reinforcement is designed to survive extreme oilfield application requirements. The specially compounded cover material is designed to withstand the harshest environment including abrasion and weathering.

CAUTION: Do not alternate between potable water and non-potable liquid transfer to avoid cross-contamination of drinking water or food products.

TEMPERATURE: -40°F to +150°F (-40°C to +66°C).

CONSTRUCTION:
Tube: [Type D2 \(Natural Rubber\). White.](#)
Reinforcement: Multiple plies, synthetic textile, dual steel wire helix.
Cover: [Type P \(EPDM\). Orange with blue stripe.](#)
Design Factor: 4:1

COUPLINGS: Crimped or swaged couplings. [71](#). Reference the Hose Coupling Section.

STANDARDS: ABS approved.
 Food-grade tube meets FDA requirements. Hose designed to withstand 2.5 ton tensile force.



Black Gold™ ABS Potable Water 300D



Color	Hose I.D.		Hose O.D.		Max. W.P.		Vac.	MBR	Wt. Per ft	Length	Std. Pack	Pkg Code	Gates Item No.
	(in)	(mm)	(in)	(mm)	(psi)	(Bar)							
Orange	2	50.8	2.69	68.3	300	20.7	—	—	1.27	200	PLT	T	3132-5010
Orange	3	76.2	3.74	95.0	300	20.7	—	—	1.82	200	PLT	T	3132-5011
Orange	4	101.6	4.69	119.1	300	20.7	—	—	1.75	200	PLT	T	3132-5012

RECOMMENDED FOR: Transfer of potable water, non-potable water or liquids not containing oils or chemicals from a supply ship to an offshore drilling rig or platform. Various water-based transfer applications for offshore or onshore work sites. The food-grade tube meets FDA requirements and will not impart taste to drinking water. The heavy-duty reinforcement is designed to survive extreme oilfield application requirements. The specially compounded cover material is designed to withstand the harshest environment including abrasion and weathering.

CAUTION: Do not alternate between potable water and non-potable liquid transfer to avoid cross-contamination of drinking water or food products.

TEMPERATURE: -40°F to +150°F (-40°C to +66°C).

CONSTRUCTION:
Tube: [Type D2 \(Natural Rubber\), White.](#)
Reinforcement: Multiple plies, synthetic textile, static filament.
Cover: [Type P \(EPDM\), Orange with blue stripe.](#)
Design Factor: 4:1

COUPLINGS: Crimped or swaged couplings. [71](#). Reference the Hose Coupling Section.

STANDARDS: ABS approved.
 Food-grade tube meets FDA requirements. Hose designed to withstand 2.5 ton tensile force.

AGRICULTURE
AIR BREATHING
AIR DUCT
AIR AND MULTI-PURPOSE
CHEMICAL
FOOD AND BEVERAGE
ENGINE AND MARINE
MATERIAL HANDLING
MINING
OILFIELD
PETROLEUM
PRESSURE WASH AND WASHDOWN
STEAM
WATER
CLAMPS
COUPLINGS AND FERRULES
HOSE FINDER
CHEMICAL RESISTANCE TABLE



Black Gold™ Potable Water (150-300) D

Formerly - Aquarius™



- AGRICULTURE
- AIR BREATHING
- AIR DUCT
- AIR AND MULTI-PURPOSE
- CHEMICAL
- FOOD AND BEVERAGE
- ENGINE AND MARINE
- MATERIAL HANDLING
- MINING
- OILFIELD**
- PETROLEUM
- PRESSURE WASH AND WASHDOWN
- STEAM
- WATER
- CLAMPS
- COUPLINGS AND FERRULES
- HOSE FINDER
- CHEMICAL RESISTANCE TABLE

Color	Hose I.D.		Hose O.D.		Max. W.P.		Vac.	MBR	Wt. Per ft	Length	Std. Pack	Pkg Code	Gates Item No.
	(in)	(mm)	(in)	(mm)	(psi)	(Bar)	(In. Hg)	(in)	(Lbs.)	(ft)			
Tan	1	25.4	1.53	38.9	300	20.7	15.0	10.0	.56	200	PLT	T	3132-0803
Tan	2	50.8	2.70	68.6	300	20.7	10.0	14.0	1.49	200	PLT	T	3132-0815
Tan	3	76.2	3.70	94.0	200	13.8	10.0	21.0	2.15	200	PLT	T	3132-0823
Tan	4	101.6	4.70	119.4	150	10.3	10.0	28.0	2.74	200	PLT	T	3132-0832

RECOMMENDED FOR: Transfer of potable water, non-potable water or liquids not containing oils or chemicals and applications which require a lightweight, flexible hose with a tight bend radius and a high rated working pressure in long continuous lengths.

TEMPERATURE: -40°F to +150°F (-40°C to +66°C) continuous service.

CONSTRUCTION:
Tube: [Type D2 \(Natural Rubber food-grade\). White.](#)
Reinforcement: Multiple plies, synthetic textile.
Cover: [Type P \(EPDM\). Tan with blue stripe. Abrasion and weather resistant.](#)
Design Factor: 4:1

COUPLINGS: [14](#), [15](#), [71](#) or [8](#). Reference the Hose Coupling Section.

STANDARDS: Tube meets FDA requirements.



Black Gold™ ABS Bulk Material 300SD



Color	Hose I.D.		Hose O.D.		Max. W.P.		Vac.	MBR	Wt. Per ft	Length	Std. Pack	Pkg Code	Gates Item No.
	(in)	(mm)	(in)	(mm)	(psi)	(Bar)	(In. Hg)	(in)	(Lbs.)	(ft)			
Black	3	76.2	4.23	107.4	300	20.7	29.0	32.0	3.47	200	PLT	T	4691-0017
Black	4	101.6	5.30	134.6	300	20.7	29.0	42.0	4.71	200	PLT	T	4691-0018
Black	5	127.0	6.33	160.8	300	20.7	29.0	51.0	6.02	100	PLT	T	4691-0039
Black	5	127.0	6.33	160.8	300	20.7	29.0	51.0	6.02	200	PLT	T	4691-0019
Black	6	152.4	7.33	186.2	300	20.7	29.0	60.0	6.02	100	PLT	T	4691-0040
Black	6	152.4	7.33	186.2	300	20.7	29.0	60.0	6.02	200	PLT	T	4691-0020

RECOMMENDED FOR: Transfer of abrasive materials such as barite and cement from a supply ship to an offshore drilling rig or platform; and for transfer applications on offshore or onshore drilling rigs or platforms. The heavy-duty reinforcement is designed to survive extreme oilfield application requirements. The specially compounded cover material is designed to withstand the harshest environment including abrasion and weathering.

CAUTION: The hose tube is specially compounded to conduct electricity. No static wires are required. (The helical wires in the SD version can be connected to the couplings for extra protection.)

TEMPERATURE: -40°F to +150°F (-40°C to +66°C).

CONSTRUCTION:
Tube: [Type D3 \(Natural Rubber\). Black. Static-conductive.](#)
Reinforcement: Multiple plies, synthetic textile, dual steel wire helix.
Cover: [Type D \(SBR\). Black with yellow stripe.](#)
Design Factor: 4:1

COUPLINGS: Crimped or swaged couplings. [71](#). Reference the Hose Coupling Section.

STANDARDS: ABS approved.
 Hose designed to withstand 6.0 ton tensile force.

AGRICULTURE
AIR BREATHING
AIR DUCT
AIR AND MULTI-PURPOSE
CHEMICAL
FOOD AND BEVERAGE
ENGINE AND MARINE
MATERIAL HANDLING
MINING
OILFIELD
PETROLEUM
PRESSURE WASH AND WASHDOWN
STEAM
WATER
CLAMPS
COUPLINGS AND FERRULES
HOSE FINDER
CHEMICAL RESISTANCE TABLE



Black Gold™ ABS Bulk Material 300D



AGRICULTURE
AIR BREATHING
AIR DUCT
AIR AND MULTI-PURPOSE
CHEMICAL
FOOD AND BEVERAGE
ENGINE AND MARINE
MATERIAL HANDLING
MINING
OILFIELD
PETROLEUM
PRESSURE WASH AND WASHDOWN
STEAM
WATER
CLAMPS
COUPLINGS AND FERRULES
HOSE FINDER
CHEMICAL RESISTANCE TABLE

Color	Hose I.D.		Hose O.D.		Max. W.P.		Vac.	MBR	Wt. Per ft	Length	Std. Pack	Pkg Code	Gates Item No.
	(in)	(mm)	(in)	(mm)	(psi)	(Bar)	(In. Hg)	(in)	(Lbs.)	(ft)			
Black	3	76.2	3.98	101.1	300	20.7	10.0	21.0	2.64	200	PLT	T	3129-1000
Black	4	101.6	4.96	126.0	300	20.7	10.0	28.0	3.40	200	PLT	T	3129-1001
Black	5	127.0	6.14	156.0	300	20.7	10.0	35.0	4.67	100	PLT	T	3129-1013
Black	5	127.0	6.14	156.0	300	20.7	10.0	35.0	4.67	200	PLT	T	3129-1002
Black	6	152.4	7.13	181.1	300	20.7	10.0	42.0	5.51	100	PLT	T	3129-1014

RECOMMENDED FOR: Transfer of abrasive materials such as barite and cement from a supply ship to an offshore drilling rig or platform; and for transfer applications on offshore or onshore drilling rigs or platforms. The heavy-duty reinforcement is designed to survive extreme oilfield application requirements. The specially compounded cover material is designed to withstand the harshest environment including abrasion and weathering.

CAUTION: The hose tube is specially compounded to conduct electricity. No static wires are required. (The helical wires in the SD version can be connected to the couplings for extra protection.)

TEMPERATURE: -40°F to +150°F (-40°C to +66°C).

CONSTRUCTION:
Tube: [Type D3 \(Natural Rubber\). Black. Static-conductive.](#)
Reinforcement: Multiple plies, synthetic textile, static filament.
Cover: [Type D \(SBR\). Black with yellow stripe.](#)
Design Factor: 4:1

COUPLINGS: Crimped or swaged couplings. [71](#). Reference the Hose Coupling Section.

STANDARDS: ABS approved.
 Hose designed to withstand 6.0 ton tensile force.



Black Gold™ Blender Transfer 150D



Color	Hose I.D.		Hose O.D.		Max. W.P.		Vac.	MBR	Wt. Per ft	Length	Std. Pack	Pkg Code	Gates Item No.
	(in)	(mm)	(in)	(mm)	(psi)	(Bar)	(In. Hg)	(in)	(Lbs.)	(ft)			
Black	4	101.6	4.73	120.1	150	10.3	—	—	3.07	100	PLT	T	4110-0400
Black	5	127.0	5.73	145.5	150	10.3	—	—	3.77	100	PLT	T	4110-0500
Black	6	152.4	7.00	177.8	150	10.3	—	—	6.69	100	PLT	T	4110-0013

RECOMMENDED FOR: Transfer of water, petroleum-based fluids, dilute acids, chemicals and abrasive slurries used in oil and gas well stimulation and fracking.

TEMPERATURE: -40°F to +180°F (-40°C to +82°C).

CONSTRUCTION: **Tube:** [Type C \(Nitrile\), Black.](#)
Reinforcement: Multiple plies, synthetic textile.
Cover: [Type A \(Chloroprene\), Black with red stripe.](#)
Design Factor: 4:1

STANDARDS: **Tube:** ARPM (Class A) High oil-resistance.

AGRICULTURE
AIR BREATHING
AIR DUCT
AIR AND MULTI-PURPOSE
CHEMICAL
FOOD AND BEVERAGE
ENGINE AND MARINE
MATERIAL HANDLING
MINING
OILFIELD
PETROLEUM
PRESSURE WASH AND WASHDOWN
STEAM
WATER
CLAMPS
COUPLINGS AND FERRULES
HOSE FINDER
CHEMICAL RESISTANCE TABLE



Black Gold™ Super-Vac™ (60-150) SD



AGRICULTURE
AIR BREATHING
AIR DUCT
AIR AND MULTI-PURPOSE
CHEMICAL
FOOD AND BEVERAGE
ENGINE AND MARINE
MATERIAL HANDLING
MINING
OILFIELD
PETROLEUM
PRESSURE WASH AND WASHDOWN
STEAM
WATER
CLAMPS
COUPLINGS AND FERRULES
HOSE FINDER
CHEMICAL RESISTANCE TABLE

Color	Hose I.D.		Hose O.D.		Max. W.P.		Vac.	MBR	Wt. Per ft	Length	Std. Pack	Pkg Code	Gates Item No.
	(in)	(mm)	(in)	(mm)	(psi)	(Bar)	(In. Hg)	(in)	(Lbs.)	(ft)			
Black	1	25.4	1.42	36.1	150	10.3	30.0	3.0	.52	100	PLT	T	4688-0651
Black	1 1/4	31.8	1.68	42.7	150	10.3	30.0	3.0	.67	100	PLT	T	4688-0653
Black	1 1/2	38.1	1.97	50.0	150	10.3	30.0	3.0	.77	100	PLT	T	4688-0656
Black	2	50.8	2.47	62.7	150	10.3	30.0	4.0	.99	100	PLT	T	4688-0665
Black	2	50.8	2.47	62.7	150	10.3	30.0	4.0	.94	200	PLT	T	4688-0668
Black	2 1/2	63.5	2.99	75.9	150	10.3	30.0	5.0	1.52	100	PLT	T	4688-0675
Black	3	76.2	3.52	89.4	150	10.3	30.0	6.0	1.89	100	PLT	T	4688-0680
Black	4	101.6	4.52	114.8	100	6.9	30.0	8.0	2.47	100	PLT	T	4688-0690
Black	4	101.6	4.52	114.8	100	6.9	30.0	8.0	2.29	200	PLT	T	4688-2178
Black	6	152.4	6.67	169.4	60	4.1	30.0	18.0	4.56	20	PLT	T	4688-0697
Black	6	152.4	6.67	169.4	60	4.1	30.0	18.0	4.56	50	PLT	T	4688-0698
Black	6	152.4	6.67	169.4	60	4.1	30.0	18.0	4.29	100	PLT	T	4688-1613
Black	6	152.4	6.67	169.4	60	4.1	30.0	18.0	4.56	200	PLT	T	4688-0702

RECOMMENDED FOR: Tank truck service, including oilfield vacuum truck, where full suction or rated working pressures are required. Ideal for applications handling crude oil, salt and fresh water, tank bottoms, drilling mud, dilute solutions of hydrochloric acids, and sewage transfer. Reference Gates Chemical Resistance Table.

CAUTION: Not recommended for refined petroleum products such as gasoline or diesel. Drain hose after use.

TEMPERATURE: -40°F to +180°F (-29°C to +82°C) continuous service.

CONSTRUCTION:
Tube: [Type C \(Nitrile\), Black.](#)
Reinforcement: Multiple plies, synthetic textile, dual steel wire helix.
Cover: [Type D \(SBR\), Black corrugated with blue stripe.](#)
Design Factor: 4:1

COUPLINGS: [6, 7](#) or [78](#), (for ambient temperatures only). Reference the Hose Coupling Section.

STANDARDS: **Tube:** ARPM (Class B) Medium oil-resistance.



Black Gold™ Oilfield Vacuum (100-150) SD



Color	Hose I.D.		Hose O.D.		Max. W.P.		Vac.	MBR	Wt. Per ft	Length	Std. Pack	Pkg Code	Gates Item No.
	(in)	(mm)	(in)	(mm)	(psi)	(Bar)	(In. Hg)	(in)	(Lbs.)	(ft)			
Black	2	50.8	2.47	62.7	150	10.3	30.0	4.0	1.05	100	PLT	T	4688-1761
Black	3	76.2	3.50	88.9	150	10.3	30.0	6.0	2.17	100	PLT	T	4688-1762
Black	4	101.6	4.52	114.8	100	6.9	30.0	8.0	2.14	100	PLT	T	4688-1763

RECOMMENDED FOR: An economical, lightweight hose designed for oilfield waste pit recovery, tank truck service, including oilfield vacuum truck, where full suction or rated working pressures are required. Ideal for applications handling crude oil, salt and fresh water, tank bottoms, drilling mud, dilute solutions of hydrochloric acids and sewage transfer. Reference Gates Chemical Resistance Table.

CAUTION: Not recommended for refined petroleum products such as gasoline or diesel. Drain hose after use.

TEMPERATURE: -40°F to +150°F (-40°C to +66°C) continuous service. NOTE: Diesel fuel normally conveyed below +120°F (+49°C).

CONSTRUCTION: **Tube:** [Type C \(Nitrile\), Black.](#)
Reinforcement: Multiple plies, synthetic textile, dual steel wire helix.
Cover: [Type D \(SBR\), Black corrugated with blue stripe.](#)
Design Factor: 3:1

COUPLINGS: [6](#), [7](#) or [78](#). (for ambient temperatures only). Reference the Hose Coupling Section.

STANDARDS: **Tube:** ARPM (Class B) Medium oil-resistance.

AGRICULTURE
AIR BREATHING
AIR DUCT
AIR AND MULTI-PURPOSE
CHEMICAL
FOOD AND BEVERAGE
ENGINE AND MARINE
MATERIAL HANDLING
MINING
OILFIELD
PETROLEUM
PRESSURE WASH AND WASHDOWN
STEAM
WATER
CLAMPS
COUPLINGS AND FERRULES
HOSE FINDER
CHEMICAL RESISTANCE TABLE



Black Gold™ Super-Vac™ MegaFlex™ (60-200) SD



AGRICULTURE
AIR BREATHING
AIR DUCT
AIR AND MULTI-PURPOSE
CHEMICAL
FOOD AND BEVERAGE
ENGINE AND MARINE
MATERIAL HANDLING
MINING
OILFIELD
PETROLEUM
PRESSURE WASH AND WASHDOWN
STEAM
WATER
CLAMPS
COUPLINGS AND FERRULES
HOSE FINDER
CHEMICAL RESISTANCE TABLE

Color	Hose I.D.		Hose O.D.		Max. W.P.		Vac.	MBR	Wt. Per ft	Length	Std. Pack	Pkg Code	Gates Item No.
	(in)	(mm)	(in)	(mm)	(psi)	(Bar)	(In. Hg)	(in)	(Lbs.)	(ft)			
Black	1	25.4	1.37	34.8	150	10.3	30.0	1.0	.42	100	PLT	T	4688-2364
Black	1 1/4	31.8	1.63	41.4	150	10.3	30.0	1.3	.54	100	PLT	T	4688-2365
Black	1 1/2	38.1	1.88	47.8	150	10.3	30.0	1.5	.63	100	PLT	T	4688-2366
Black	2	50.8	2.39	60.7	150	10.3	30.0	2.0	.80	100	PLT	T	4688-2104
Black	2	50.8	2.39	60.7	150	10.3	30.0	2.0	1.00	200	PLT	T	4688-2105
Black	2 1/2	63.5	2.96	75.2	150	10.3	30.0	2.5	1.28	100	PLT	T	4688-2367
Black	3	76.2	3.47	88.1	150	10.3	30.0	3.0	1.33	100	PLT	T	4688-2107
Black	3	76.2	3.47	88.1	150	10.3	30.0	3.0	1.77	200	PLT	T	4688-2164
Black	4	101.6	4.52	114.8	100	6.9	30.0	4.0	2.29	100	PLT	T	4688-2108
Black	4	101.6	4.52	114.8	200	13.8	30.0	4.0	2.12	100	PLT	T	4688-2109
Black	4	101.6	4.52	114.8	200	13.8	30.0	4.0	2.29	200	PLT	T	4688-2165
Black	6	152.4	6.59	167.4	60	4.1	30.0	12.0	3.89	20	PLT	T	4688-2385
Black	6	152.4	6.59	167.4	60	4.1	30.0	12.0	3.89	50	PLT	T	4688-2368
Black	6	152.4	6.59	167.4	60	4.1	30.0	12.0	3.89	100	PLT	T	4688-2386

RECOMMENDED FOR: Tank truck service, including oilfield vacuum tank, where full suction is required. Ideal for applications handling crude oil, salt and fresh water, tank bottoms, drilling mud, dilute solutions of hydrochloric acid, and sewage transfer.

CAUTION: Not recommended for refined petroleum products such as gasoline or diesel. Drain hose after use.

TEMPERATURE: -40°F to +180°F (-40°C to +82°C) continuous service.

CONSTRUCTION: **Tube:** [Type C \(Nitrile\), Black.](#)
Reinforcement: Multiple plies, synthetic textile, dual steel wire helix.
Cover: [Type D \(SBR\), Black corrugated with blue stripe.](#)
Design Factor: 4:1

COUPLINGS: [7, 49](#) or [73](#). (for ambient temperatures only). Reference the Hose Coupling Section.

STANDARDS: **Tube:** ARPM (Class B) Medium oil-resistance.



Black Gold™ ABS Mud and Oil 300SD



Color	Hose I.D.		Hose O.D.		Max. W.P.		Vac.	MBR	Wt. Per ft	Length	Std. Pack	Pkg Code	Gates Item No.
	(in)	(mm)	(in)	(mm)	(psi)	(Bar)	(In. Hg)	(in)	(Lbs.)	(ft)			
Black	2	50.8	2.87	72.9	300	20.7	30.0	24.0	1.88	200	PLT	T	4689-0001
Black	3	76.2	3.85	97.8	300	20.7	30.0	32.0	2.83	200	PLT	T	4689-0005
Black	4	101.6	5.10	129.5	300	20.7	30.0	42.0	4.48	200	PLT	T	4689-0002
Black	5	127.0	6.20	157.5	300	20.7	30.0	51.0	6.00	100	PLT	T	4689-0006
Black	5	127.0	6.20	157.5	300	20.7	30.0	51.0	6.00	200	PLT	T	4689-0003
Black	6	152.4	7.40	188.0	300	20.7	30.0	60.0	8.59	100	PLT	T	4689-0007
Black	6	152.4	7.40	188.0	300	20.7	30.0	60.0	8.59	200	PLT	T	4689-0004

RECOMMENDED FOR: Transfer of abrasive, water-based and petroleum-based drilling fluids from a supply ship to an offshore drilling rig or platform; and for transfer applications on offshore or onshore drilling rigs or platforms. The nitrile tube material is designed to provide chemical resistance to petroleum-based fluids and is made with extra thickness to resist abrasion. It uses the same tube compound as Gates Black Gold Grade D & E Rotary & Vibrator hoses. The heavy-duty reinforcement is designed to survive extreme oilfield application requirements. The neoprene cover material is designed to withstand the harshest offshore environment including abrasion, weathering (cracks) and extra chemical-resistance for any petroleum products that may come in contact with the cover.

CAUTION: Not recommended for transferring refined petroleum products such as gasoline.

TEMPERATURE: -40°F to +180°F (-40°C to +82°C).

CONSTRUCTION: **Tube:** [Type C \(Nitrile\), Black.](#)
Reinforcement: Multiple plies, synthetic textile, dual steel wire helix.
Cover: [Type A \(Chloroprene\), Black with white stripe.](#)
Design Factor: 4:1

COUPLINGS: Crimped or swaged couplings. [71](#). Reference the Hose Coupling Section.

STANDARDS: ABS approved.
 ARPM (Class A) High oil-resistance.

AGRICULTURE
AIR BREATHING
AIR DUCT
AIR AND MULTI-PURPOSE
CHEMICAL
FOOD AND BEVERAGE
ENGINE AND MARINE
MATERIAL HANDLING
MINING
OILFIELD
PETROLEUM
PRESSURE WASH AND WASHDOWN
STEAM
WATER
CLAMPS
COUPLINGS AND FERRULES
HOSE FINDER
CHEMICAL RESISTANCE TABLE



Black Gold™ ABS Mud and Oil 300D



AGRICULTURE
AIR BREATHING
AIR DUCT
AIR AND MULTI-PURPOSE
CHEMICAL
FOOD AND BEVERAGE
ENGINE AND MARINE
MATERIAL HANDLING
MINING
OILFIELD
PETROLEUM
PRESSURE WASH AND WASHDOWN
STEAM
WATER
CLAMPS
COUPLINGS AND FERRULES
HOSE FINDER
CHEMICAL RESISTANCE TABLE

Color	Hose I.D.		Hose O.D.		Max. W.P.		Vac.	MBR	Wt. Per ft	Length	Std. Pack	Pkg Code	Gates Item No.
	(in)	(mm)	(in)	(mm)	(psi)	(Bar)	(In. Hg)	(in)	(Lbs.)	(ft)			
Black	2	50.8	2.62	66.5	300	20.7	10.0	14.0	1.12	200	PLT	T	3150-0503
Black	3	76.2	3.62	91.9	300	20.7	10.0	21.0	1.94	200	PLT	T	3150-0504
Black	4	101.6	4.62	117.3	300	20.7	10.0	28.0	2.39	200	PLT	T	3150-0505
Black	5	127.0	5.92	150.4	300	20.7	10.0	35.0	4.40	100	PLT	T	3150-0509
Black	5	127.0	5.92	150.4	300	20.7	10.0	10.0	4.40	200	PLT	T	3150-0506
Black	6	152.4	6.92	175.8	300	20.7	10.0	42.0	5.25	100	PLT	T	3150-0508
Black	6	152.4	6.92	175.8	300	20.7	10.0	42.0	5.25	200	PLT	T	3150-0507

RECOMMENDED FOR: Transfer of abrasive, water-based and petroleum-based drilling fluids from a supply ship to an offshore drilling rig or platform; and for transfer applications on offshore or onshore drilling rigs or platforms. The nitrile tube material is designed to provide chemical resistance to petroleum-based fluids and is made with extra thickness to resist abrasion. It uses the same tube compound as Gates Black Gold Grade D & E Rotary & Vibrator hoses. The heavy-duty reinforcement is designed to survive extreme oilfield application requirements. The neoprene cover material is designed to withstand the harshest offshore environment including abrasion, weathering (cracks) and extra chemical-resistance for any petroleum products that may come in contact with the cover.

CAUTION: Not recommended for transferring refined petroleum products such as gasoline.

TEMPERATURE: -40°F to +180°F (-40°C to +82°C).

CONSTRUCTION: **Tube:** [Type C \(Nitrile\), Black.](#)
Reinforcement: Multiple plies, synthetic textile, static filament.
Cover: [Type A \(Chloroprene\), Black with white stripe.](#)
Design Factor: 4:1

COUPLINGS: Crimped or swaged couplings. [71](#). Reference the Hose Coupling Section.

STANDARDS: ABS approved.
 ARPM (Class A) High oil-resistance.



Black Gold™ Fuel 300SD

Formerly - Sea Horse™ HW



Color	Hose I.D.		Hose O.D.		Max. W.P.		Vac.	MBR	Wt. Per ft	Length	Std. Pack	Pkg Code	Gates Item No.
	(in)	(mm)	(in)	(mm)	(psi)	(Bar)	(In. Hg)	(in)	(Lbs.)	(ft)			
Black	2	50.8	2.78	70.6	300	20.7	30.0	10.0	1.60	200	PLT	T	4688-0584
Black	3	76.2	3.86	98.0	300	20.7	30.0	18.0	2.59	200	PLT	T	4688-0585
Black	4	101.6	4.87	123.7	300	20.7	30.0	24.0	3.52	200	PLT	T	4688-0587
Black	6	152.4	7.07	179.6	300	20.7	30.0	36.0	5.00	100	PLT	T	4688-0589
Black	6	152.4	7.07	179.6	300	20.7	30.0	36.0	6.67	200	PLT	T	4688-0588

RECOMMENDED FOR: Transfer of refined fuels (commercial gasoline and diesel fuel) oils and other petroleum products. Ideal for offshore/onshore transfer applications involving suction and discharge service for diesel oils and other similar petroleum products where an extremely lightweight, hardwall, flexible hose with a high rated working pressure and a small minimum bend radius is required. Transfer of water, petroleum-based fluids, dilute acids, chemicals and abrasive slurries used in oil and gas well stimulation and fracking.

CAUTION: For Bio-Diesel and other alternative fuel applications, see Fuel Master™ XTreme™. Petroleum transfer hoses may be used with all grades of Bio-Diesel only if the exposure is intermittent and the hose is drained between uses. Transfer hoses are designed for intermittent contact with refined fuels and must be drained after use. Do not convey fuels over +120°F (+49°C).

TEMPERATURE: -40°F to +180°F (-40°C to +82°C) continuous service.

CONSTRUCTION: **Tube:** [Type C \(Nitrile\), Black.](#)
Reinforcement: Multiple plies, synthetic textile, dual steel wire helix.
Cover: [Type A \(Chloroprene\), Black with brown stripe.](#)
Design Factor: 4:1

COUPLINGS: [14](#), [15](#) or [71](#). Reference the Hose Coupling Section.

STANDARDS: **Tube:** ARPM (Class A) High oil-resistance.

AGRICULTURE
AIR BREATHING
AIR DUCT
AIR AND MULTI-PURPOSE
CHEMICAL
FOOD AND BEVERAGE
ENGINE AND MARINE
MATERIAL HANDLING
MINING
OILFIELD
PETROLEUM
PRESSURE WASH AND WASHDOWN
STEAM
WATER
CLAMPS
COUPLINGS AND FERRULES
HOSE FINDER
CHEMICAL RESISTANCE TABLE



Black Gold™ Fuel 300D

Formerly - Sea Horse™



AGRICULTURE
AIR BREATHING
AIR DUCT
AIR AND MULTI-PURPOSE
CHEMICAL
FOOD AND BEVERAGE
ENGINE AND MARINE
MATERIAL HANDLING
MINING
OILFIELD
PETROLEUM
PRESSURE WASH AND WASHDOWN
STEAM
WATER
CLAMPS
COUPLINGS AND FERRULES
HOSE FINDER
CHEMICAL RESISTANCE TABLE

Color	Hose I.D.		Hose O.D.		Max. W.P.		Vac.	MBR	Wt. Per ft	Length	Std. Pack	Pkg Code	Gates Item No.
	(in)	(mm)	(in)	(mm)	(psi)	(Bar)	(In. Hg)	(in)	(Lbs.)	(ft)			
Black	2	50.8	2.66	67.6	300	20.7	10.0	14.0	2.35	100	PLT	T	4110-0702
Black	2	50.8	2.66	67.6	300	20.7	10.0	14.0	1.78	200	PLT	T	4110-0701
Black	2 1/2	63.5	3.16	80.3	300	20.7	10.0	17.0	2.16	200	PLT	T	4110-0704
Black	3	76.2	3.70	94.0	300	20.7	10.0	21.0	2.17	200	PLT	T	4110-0707
Black	4	101.6	4.70	119.4	300	20.7	10.0	28.0	3.14	200	PLT	T	4110-0710
Black	5	127.0	6.84	173.7	300	20.7	10.0	35.0	4.50	200	PLT	T	4110-0713
Black	6	152.4	6.84	173.7	300	20.7	10.0	46.0	4.91	100	PLT	T	4110-0017
Black	6	152.4	6.84	173.7	300	20.7	10.0	46.0	4.91	200	PLT	T	4110-0016

RECOMMENDED FOR: Transfer of refined fuels (commercial gasoline, diesel fuel) oils and other petroleum products. Ideal for offshore/onshore transfer applications involving discharge service for diesel oils and other similar petroleum products where an extremely lightweight, flexible hose with a high rated working pressure and a small minimum bend radius is required. Transfer of water, petroleum-based fluids, dilute acids, chemicals and abrasive slurries used in oil and gas well stimulation and fracking.

CAUTION: For Bio-Diesel and other alternative fuel applications, see Fuel Master™ XTreme™. Petroleum transfer hoses may be used with all grades of Bio-Diesel only if the exposure is intermittent and the hose is drained between uses. Transfer hoses are designed for intermittent contact with refined fuels and must be drained after use. Do not convey fuels over +120°F (+49°C).

TEMPERATURE: -40°F to +180°F (-40°C to +82°C) continuous service.

CONSTRUCTION: **Tube:** [Type C \(Nitrile\), Black.](#)
Reinforcement: Multiple plies, synthetic textile, static filament.
Cover: [Type A \(Chloroprene\), Black with brown stripe.](#)
Design Factor: 4:1

COUPLINGS: [14, 15, 71](#) all sizes. [26](#) 2" and 2 1/2" only. Reference the Hose Coupling Section.

STANDARDS: **Tube:** ARPM (Class A) High oil-resistance.



Black Gold™ Oilfield Service 400D UltraBration™



Color	Hose I.D.		Hose O.D.		Max. W.P.		Vac.	MBR	Wt. Per ft	Length	Std. Pack	Pkg Code	Gates Item No.
	(in)	(mm)	(in)	(mm)	(psi)	(Bar)	(In. Hg)	(in)	(Lbs.)	(ft)			
Black	3	76.2	3.65	92.7	400	27.6	10.0	22.0	1.95	100	PLT	T	4110-1109
Black	4	101.6	4.81	122.2	400	27.6	10.0	30.0	3.13	100	PLT	T	4110-1110
Black	4	101.6	4.81	122.2	400	27.6	10.0	30.0	3.43	200	PLT	T	4110-0024

RECOMMENDED FOR: Transfer of water, petroleum-based fluids, dilute acids, chemicals and abrasive slurries used in oil and gas well stimulation and fracking. Transfer of refined fuels (commercial gasoline, diesel fuel) oils and other petroleum products. Transfer hoses are designed for intermittent contact with refined fuels and must be drained after use. Ideal for offshore/onshore dock hose transfer applications involving discharge service for diesel oils and other similar petroleum products where an extremely lightweight, flexible hose with a high rated working pressure and a small minimum bend radius is required. For Bio-Diesel and other alternative fuel applications, see Fuel Master™ XTreme™. Petroleum transfer hoses may be used with all grades of Bio-Diesel only if the exposure is intermittent and the hose is drained between uses.

CAUTION: Do not convey fuels over +120°F (+49°C).

TEMPERATURE: -40°F to +180°F (-40°C to +82°C) continuous service.

CONSTRUCTION: **Tube:** [Type C \(Nitrile\), Black.](#)
Reinforcement: Multiple plies, synthetic textile, static filament.
Cover: [Type C4 \(Carboxylated Nitrile\), Black with red stripe, Yellow Carboxylated Nitrile \(Type C4\) Wear Indicator Layer.](#)
Design Factor: 4:1

COUPLINGS: [71](#) (permanent crimp or swage). Reference the Hose Coupling Section.

STANDARDS: **Tube:** ARPM (Class A) High oil-resistance.

AGRICULTURE
AIR BREATHING
AIR DUCT
AIR AND MULTI-PURPOSE
CHEMICAL
FOOD AND BEVERAGE
ENGINE AND MARINE
MATERIAL HANDLING
MINING
OILFIELD
PETROLEUM
PRESSURE WASH AND WASHDOWN
STEAM
WATER
CLAMPS
COUPLINGS AND FERRULES
HOSE FINDER
CHEMICAL RESISTANCE TABLE



Black Gold™ Oilfield Service 400SD



AGRICULTURE
AIR BREATHING
AIR DUCT
AIR AND MULTI-PURPOSE
CHEMICAL
FOOD AND BEVERAGE
ENGINE AND MARINE
MATERIAL HANDLING
MINING
OILFIELD
PETROLEUM
PRESSURE WASH AND WASHDOWN
STEAM
WATER
CLAMPS
COUPLINGS AND FERRULES
HOSE FINDER
CHEMICAL RESISTANCE TABLE

Chloroprene Cover

Color	Hose I.D.		Hose O.D.		Max. W.P.	Vac.	MBR	Wt. Per ft	Length	Std. Pack	Pkg Code	Gates Item No.	
	(in)	(mm)	(in)	(mm)									
Black	2	50.8	2.84	72.1	400	27.6	30.0	15.0	2.03	200	PLT	T	4688-0590
Black	3	76.2	4.00	101.6	400	27.6	30.0	20.0	3.66	200	PLT	T	4688-0591
Black	4	101.6	4.99	126.7	400	27.6	30.0	25.0	4.64	200	PLT	T	4688-0592

UltraBration Carboxylated with Yellow Wear Indicator Layer

Color	Hose I.D.		Hose O.D.		Max. W.P.	Vac.	MBR	Wt. Per ft	Length	Std. Pack	Pkg Code	Gates Item No.	
	(in)	(mm)	(in)	(mm)									
Black	4	101.6	5.10	129.5	400	27.6	30.0	25.0	5.16	100	PLT	T	4688-2243

MegaTuff™ UHMWPE Cover (Abrasion-Resistant)

Color	Hose I.D.		Hose O.D.		Max. W.P.	Vac.	MBR	Wt. Per ft	Length	Std. Pack	Pkg Code	Gates Item No.	
	(in)	(mm)	(in)	(mm)									
Black	4	101.6	5.14	130.6	400	27.6	30.0	41.0	3.66	100	PLT	T	4688-2274

RECOMMENDED FOR: Transfer of water, petroleum-based fluids, dilute acids, chemicals and abrasive slurries used in oil and gas well stimulation and fracking. Transfer of refined fuels (commercial gasoline, diesel fuel) oils and other petroleum products. Transfer hoses are designed for intermittent contact with refined fuels and must be drained after use. Ideal for offshore/onshore dock hose transfer applications involving suction and discharge service for diesel oils and other similar petroleum products where an extremely light-weight, hardwall, flexible hose with a high rated working pressure and a small minimum bend radius is required. For Bio-Diesel and other alternative fuel applications, see Fuel Master™ XTreme™. Petroleum transfer hoses may be used with all grades of Bio-Diesel only if the exposure is intermittent and the hose is drained between uses.

CAUTION: Do not convey fuels over +120°F (+49°C).

TEMPERATURE: -40°F to +180°F (-40°C to +82°C) continuous service.

CONSTRUCTION: **Tube:** [Type C \(Nitrile\), Black.](#)
Reinforcement: Multiple plies, synthetic textile, dual steel wire helix.
Cover: [Type A \(Chloroprene\), Black with red stripe.](#)
Design Factor: 4:1

COUPLINGS: [14, 15](#) or [71](#). Reference the Hose Coupling Section.

STANDARDS: **Tube:** ARPM (Class A) High oil-resistance.



Black Gold™ Oilfield Service 400D



Chloroprene Cover

Color	Hose I.D.		Hose O.D.		Max. W.P.		Vac.	MBR	Wt. Per ft	Length	Std. Pack	Pkg Code	Gates Item No.
	(in)	(mm)	(in)	(mm)	(psi)	(Bar)	(In. Hg)	(in)	(Lbs.)	(ft)			
Black	2	50.8	2.70	68.6	400	27.6	10.0	17.0	1.51	200	PLT	T	4110-0715
Black	3	76.2	3.67	93.2	400	27.6	10.0	22.0	1.51	200	PLT	T	4110-0716
Black	4	101.6	4.83	122.7	400	27.6	10.0	30.0	3.43	200	PLT	T	4110-0717

MegaTuff™ UHMWPE Cover (Abrasion-Resistant)

Color	Hose I.D.		Hose O.D.		Max. W.P.		Vac.	MBR	Wt. Per ft	Length	Std. Pack	Pkg Code	Gates Item No.
	(in)	(mm)	(in)	(mm)	(psi)	(Bar)	(In. Hg)	(in)	(Lbs.)	(ft)			
Black	3	76.2	3.67	93.2	400	27.6	10.0	22.0	1.51	100	PLT	T	4110-1107
Black	3	76.2	3.67	93.2	400	27.6	10.0	22.0	1.51	200	PLT	T	4110-1101
Black	4	101.6	4.84	122.9	400	27.6	10.0	30.0	3.17	100	PLT	T	4110-1108
Black	4	101.6	4.84	122.9	400	27.6	10.0	30.0	3.10	200	PLT	T	4110-1102

RECOMMENDED FOR: Transfer of water, petroleum-based fluids, dilute acids, chemicals and abrasive slurries used in oil and gas well stimulation and fracking. Transfer of refined fuels (commercial gasoline, diesel fuel) oils and other petroleum products. Transfer hoses are designed for intermittent contact with refined fuels and must be drained after use. Ideal for offshore/onshore dock hose transfer applications involving discharge service for diesel oils and other similar petroleum products where an extremely lightweight, flexible hose with a high rated working pressure and a small minimum bend radius is required. For Bio-Diesel and other alternative fuel applications, see Fuel Master™ XTreme™. Petroleum transfer hoses may be used with all grades of Bio-Diesel only if the exposure is intermittent and the hose is drained between uses.

CAUTION: Do not convey fuels over +120°F (+49°C).

TEMPERATURE: -40°F to +180°F (-40°C to +82°C) continuous service.

CONSTRUCTION:
Tube: [Type C \(Nitrile\), Black.](#)
Reinforcement: Multiple plies, synthetic textile, static filament.
Cover: [Type A \(Chloroprene\), Black with red stripe.](#)
[Type L \(Ultra High Molecular Weight Polyethylene\) MegaTuff™ UHMWPE.](#)
Design Factor: 4:1

COUPLINGS: [14](#), [15](#) or [71](#). Reference the Hose Coupling Section.

STANDARDS: **Tube:** ARPM (Class A) High oil-resistance.

AGRICULTURE
AIR BREATHING
AIR DUCT
AIR AND MULTI-PURPOSE
CHEMICAL
FOOD AND BEVERAGE
ENGINE AND MARINE
MATERIAL HANDLING
MINING
OILFIELD
PETROLEUM
PRESSURE WASH AND WASHDOWN
STEAM
WATER
CLAMPS
COUPLINGS AND FERRULES
HOSE FINDER
CHEMICAL RESISTANCE TABLE



Black Gold™ Oilfield Service (100-150) SD



AGRICULTURE
AIR BREATHING
AIR DUCT
AIR AND MULTI-PURPOSE
CHEMICAL
FOOD AND BEVERAGE
ENGINE AND MARINE
MATERIAL HANDLING
MINING
OILFIELD
PETROLEUM
PRESSURE WASH AND WASHDOWN
STEAM
WATER
CLAMPS
COUPLINGS AND FERRULES
HOSE FINDER
CHEMICAL RESISTANCE TABLE

Color	Hose I.D.		Hose O.D.		Max. W.P.		Vac.	MBR	Wt. Per ea	Length	Std. Pack	Pkg Code	Gates Item No.
	(in)	(mm)	(in)	(mm)	(psi)	(Bar)	(In. Hg)	(in)	(Lbs.)	(ea)			
Black	8	203.2	8.74	222.0	100	6.9	30.0	24.0	117.00	19	STRT	T	4688-2024
Black	8	203.2	8.74	222.0	100	6.9	30.0	24.0	217.00	20	STRT	T	4688-2025
Black	8	203.2	8.74	222.0	100	6.9	30.0	24.0	305.29	50	STRT	T	4688-2026
Black	8	203.2	9.00	228.6	150	10.3	30.0	24.0	165.73	20	STRT	T	4688-2048
Black	8	203.2	9.00	228.6	150	10.3	30.0	24.0	436.00	50	STRT	T	4688-2047

RECOMMENDED FOR: Heavy-duty suction and discharge applications handling crude oil, salt and fresh water, tank sediments, drilling mud and mild chemicals for oilfield applications such as frac tank connections.

CAUTION: Service life of transfer hoses can be extended by draining hoses after use.

TEMPERATURE: -40°F to +180°F (-40°C to +82°C) continuous service.

CONSTRUCTION:
Tube: [Type C \(Nitrile\), Black.](#)
Reinforcement: Multiple plies, synthetic textile, dual steel wire helix.
Cover: [Type D \(SBR/Nitrile\), Black with blue stripe.](#)
Design Factor: 3:1

COUPLINGS: [7](#), [21](#), [49](#) or [61](#). Reference the Hose Coupling Section.

STANDARDS:
Tube: ARPM (Class A) High oil-resistance.
Cover: ARPM (Class C) Limited oil-resistance.



Black Gold™ Oilfield Frac 400SD



Color	Hose I.D.		Hose O.D.		Max. W.P.		Vac.	MBR	Wt. Per ft	Length	Std. Pack	Pkg Code	Gates Item No.
	(in)	(mm)	(in)	(mm)	(psi)	(Bar)	(In. Hg)	(in)	(Lbs.)	(ft)			
Black	4	101.6	4.78	121.4	400	27.6	30.0	38.0	3.92	100	PLT	T	4688-2222
Black	4	101.6	4.78	121.4	400	27.6	30.0	38.0	3.92	200	PLT	T	4688-2223

RECOMMENDED FOR: Heavy-duty, rugged hose that can serve applications such as transfer of hydraulic fracturing fluids, abrasive slurries and high-pressure water applications in oil and gas well stimulation and fracking. Can handle waste water that has gas or petroleum impurities.

TEMPERATURE: -40°F to +180°F (-40°C to +82°C).

CONSTRUCTION:
Tube: [Type C \(Nitrile\), Black.](#)
Reinforcement: Multiple plies, synthetic textile, dual steel wire helix.
Cover: [Type D \(SBR\), Black with white stripe.](#)
Design Factor: 4:1

COUPLINGS: **71** (permanent crimp or swage) or **21** if pressure needed is 100 psi or below. Reference the Hose Coupling Section.

STANDARDS: Gates proprietary design.
Tube: ARPM (Class A) Nitrile for high oil-resistance.
Cover: SBR for abrasion-resistance.

AGRICULTURE
AIR BREATHING
AIR DUCT
AIR AND MULTI-PURPOSE
CHEMICAL
FOOD AND BEVERAGE
ENGINE AND MARINE
MATERIAL HANDLING
MINING
OILFIELD
PETROLEUM
PRESSURE WASH AND WASHDOWN
STEAM
WATER
CLAMPS
COUPLINGS AND FERRULES
HOSE FINDER
CHEMICAL RESISTANCE TABLE



Black Gold™ Oilfield Frac 400D



- AGRICULTURE
- AIR BREATHING
- AIR DUCT
- AIR AND MULTI-PURPOSE
- CHEMICAL
- FOOD AND BEVERAGE
- ENGINE AND MARINE
- MATERIAL HANDLING
- MINING
- OILFIELD**
- PETROLEUM
- PRESSURE WASH AND WASHDOWN
- STEAM
- WATER
- CLAMPS
- COUPLINGS AND FERRULES
- HOSE FINDER
- CHEMICAL RESISTANCE TABLE

Color	Hose I.D.		Hose O.D.		Max. W.P.		Vac.	MBR	Wt. Per ft	Length	Std. Pack	Pkg Code	Gates Item No.
	(in)	(mm)	(in)	(mm)	(psi)	(Bar)							
Black	4	101.6	4.78	121.4	400	27.6	10.0	30.0	2.81	100	PLT	T	4110-0009
Black	4	101.6	4.78	121.4	400	27.6	10.0	30.0	2.81	200	PLT	T	4110-0010

RECOMMENDED FOR: Transfer of abrasive slurries used in oil and gas well stimulation and fracking, high-pressure water applications.

TEMPERATURE: -40°F to +180°F (-40°C to +82°C).

CONSTRUCTION:
Tube: [Type C \(Nitrile\), Black.](#)
Reinforcement: Multiple plies, synthetic textile, static filament.
Cover: [Type D \(SBR\), Black with white stripe.](#)
Design Factor: 4:1

COUPLINGS: [71](#) (permanent crimp or swage) or [21](#) if pressure needed is 100 psi or below. Reference the Hose Coupling Section.

STANDARDS: Gates proprietary design.
Tube: ARPM (Class A) Nitrile for high oil-resistance.
Cover: SBR for abrasion-resistance.



Characteristics of Oilfield and Fuel Transfer Hoses

Ratings are for normal or usual range of the specified compounds. Many are modified to meet the needs of specific applications.

Please read and observe all warnings and caution statements throughout this catalog.

Gates Type	Common Name or Trade Name	Elastomer	Weather/Ozone	Abrasion
A	Chloroprene (Neoprene) cover	Polychloroprene	Very Good	Very Good
C	Buna-N Nitrile	Acrylonitrile Butadiene	Poor	Fair
C1	HNBR	Hydrogenated Nitrile	Very Good	Good
C2	Modified Nitrile	Acrylonitrile Butadiene	Good	Good
C4	Modified Carboxylated Nitrile	Carboxylated Nitrile	Good	Excellent
D	Gum Rubber, Buna-S	Natural Rubber or Styrene Butadiene	Fair	Excellent
G	PVC	Polyvinyl Chloride (plasticized)	Excellent	Very Good
J	CPE	Chlorinated Polyethylene	Very Good	Good
L	UHMWPE	Ultra-High Molecular Weight Polyethylene	Very Good	Excellent
U	Urethane	Polyurethane	Very Good	Excellent

NOTE: Ratings are for general or typical elastomer formulations. Some hoses have special formulations that change the performance of these characteristics to be more suitable for certain applications, such as improved temperature range or resistance to biodiesel. For selection assistance, refer to product catalog pages and also the Hose Finder and Chemical Resistance sections at the back of this catalog.

Contact Gates Product Application Engineering
 303-744-5070
 fppasupport@gates.com

Physical Properties After Exposure to Oil

ARPM Designation	Oil Resistance	Volume Change Maximum	Tensile Strength Retained
Class A	High	25%	80%
Class B	Medium	65%	50%
Class C	Limited	100%	40%

Hose Family Name	Tube Type	Cover Type	Smooth or Corrugated	Petroleum Oils	Bio/Ethanol Fuels	Refined Fuels	MegaFlex Option
Fuel Master™ XTreme™ SD	Nitrile	Modified Nitrile	Both	Yes	Yes	-	Yes
Fuel Master 150 SD/D	Nitrile	Chloroprene	Both	Yes	-	Yes	Yes
Fuel Master PVC 65 SD	Modified Nitrile	PVC	Corrugated	Yes	Yes	Yes	-
Fuel Oil Delivery	Nitrile	Modified Nitrile	Smooth	Yes	-	-	-
Fuel Curb Pump	Nitrile	CPE	Smooth	Yes	Yes	Yes	-
Black Gold™ Super-Vac SD	Nitrile	SBR	Corrugated	Yes	-	-	Yes
Black Gold ABS Mud and Oil 300 SD/D	Nitrile	Chloroprene	Smooth	Yes	-	-	-
Black Gold Fuel 300 SD/D	Nitrile	Chloroprene	Smooth	Yes	-	Yes	-
Black Gold Oilfield Service 400 SD/D	Nitrile	Chloroprene	Smooth	Yes	-	Yes	-
Black Gold Oilfield Service 400 SD/D MegaTuff™	Nitrile	UHMWPE	Smooth	Yes	-	Yes	-
Black Gold Oilfield Service 400D UltraBration™	Nitrile	*Carboxylate Nitrile	Smooth	Yes	-	Yes	-
Black Gold Oilfield Service 100/150 SD	Nitrile	SBR	Corrugated	Yes	-	-	-

*Yellow Carboxylated Nitrile wear indicator layer under black outer cover.

- AGRICULTURE
- AIR BREATHING
- AIR DUCT
- AIR AND MULTI-PURPOSE
- CHEMICAL
- FOOD AND BEVERAGE
- ENGINE AND MARINE
- MATERIAL HANDLING
- MINING
- OILFIELD
- PETROLEUM
- PRESSURE WASH AND WASHDOWN
- STEAM
- WATER
- CLAMPS
- COUPLINGS AND FERRULES
- HOSE FINDER
- CHEMICAL RESISTANCE TABLE



Fuel Master™ XTreme™ 150SD
Formerly - Longhorn™ AF



AGRICULTURE

AIR BREATHING

AIR DUCT

AIR AND MULTI-PURPOSE

CHEMICAL

FOOD AND BEVERAGE

ENGINE AND MARINE

MATERIAL HANDLING

MINING

OILFIELD

PETROLEUM

PRESSURE WASH AND WASHDOWN

STEAM

WATER

CLAMPS

COUPLINGS AND FERRULES

HOSE FINDER

CHEMICAL RESISTANCE TABLE

Color	Hose I.D.		Hose O.D.		Max. W.P.		Vac.	MBR	Wt. Per ft	Length	Std. Pack	Pkg Code	Gates Item No.
	(in)	(mm)	(in)	(mm)	(psi)	(Bar)	(in. Hg)	(in)	(Lbs.)	(ft)			
Black	1	25.4	1.50	38.1	150	10.3	30.0	3.0	.59	100	PLT	T	4688-1718
Black	1	25.4	1.50	38.1	150	10.3	30.0	3.0	.59	200	PLT	T	4688-1719
Black	1 1/4	31.8	1.75	44.5	150	10.3	30.0	4.0	.70	100	PLT	T	4688-1720
Black	1 1/4	31.8	1.75	44.5	150	10.3	30.0	4.0	.70	200	PLT	T	4688-1721
Black	1 1/2	38.1	2.02	51.3	150	10.3	30.0	4.0	.87	100	PLT	T	4688-1722
Black	1 1/2	38.1	2.02	51.3	150	10.3	30.0	4.0	.87	200	PLT	T	4688-1723
Black	2	50.8	2.52	64.0	150	10.3	30.0	6.0	.59	100	PLT	T	4688-1724
Black	2	50.8	2.52	64.0	150	10.3	30.0	6.0	.59	200	PLT	T	4688-1725
Black	2 1/2	63.5	3.05	77.5	150	10.3	30.0	8.0	1.47	100	PLT	T	4688-1726
Black	2 1/2	63.5	3.05	77.5	150	10.3	30.0	8.0	1.47	200	PLT	T	4688-1727
Black	3	76.2	3.53	89.7	150	10.3	30.0	9.0	1.86	100	PLT	T	4688-1728
Black	3	76.2	3.53	89.7	150	10.3	30.0	9.0	1.86	200	PLT	T	4688-1729
Black	4	101.6	4.57	116.1	150	10.3	30.0	12.0	2.59	100	PLT	T	4688-1730
Black	4	101.6	4.57	116.1	150	10.3	30.0	12.0	2.59	200	PLT	T	4688-1731

RECOMMENDED FOR: Fuel Master XTreme is designed and engineered specifically for constant contact use in the transfer of alternative fuels such as bio-diesel, bio-diesel blends, ethanol and ethanol blends. It can also be used for constant contact use in the transfer of commercial gasolines, diesel fuels, oils and other petroleum products. It is ideal for tank truck, terminal loading and in-plant operations.

CAUTION: Service life of transfer hoses can be extended by draining hoses after use.

TEMPERATURE: -30°F to +180°F (-34°C to +82°C). Warning: Do not convey fuels over +120°F (+49°C). Contact Denver Product Application (303) 744-5070 for use at temperature extremes.

CONSTRUCTION: **Tube:** [Type C \(Nitrile\), Black.](#)
Reinforcement: Multiple plies, synthetic textile, dual steel wire helix.
Cover: [Type C2 \(Modified Nitrile\), Black corrugated with red stripe.](#)
Design Factor: 4:1

COUPLINGS: [7](#), [26](#), [49](#) or [78](#). (for ambient temperatures only). Reference the Hose Coupling Section.

STANDARDS: **Tube:** ARPM (Class A) High oil-resistance.
Cover: ARPM (Class A) High oil-resistance.
Meets MSHA Flame-resistant.



Fuel Master™ XTreme™ 150SD MegaFlex™
Formerly - Petroleum Drop 150SD MegaFlex™



Color	Hose I.D.		Hose O.D.		Max. W.P.		Vac.	MBR	Wt. Per ft	Length	Std. Pack	Pkg Code	Gates Item No.
	(in)	(mm)	(in)	(mm)	(psi)	(Bar)	(In. Hg)	(in)	(Lbs.)	(ft)			
Red	1	25.4	1.50	38.1	150	10.3	30.0	1.0	.51	100	PLT	T	4688-2369
Red	1 1/4	31.8	1.75	44.5	150	10.3	30.0	1.25	.60	100	PLT	T	4688-2370
Red	1 1/2	38.1	2.02	51.3	150	10.3	30.0	1.5	.75	100	PLT	T	4688-2371
Red	2	50.8	2.45	62.2	150	10.3	30.0	2.0	.97	100	PLT	T	4688-2011
Red	2	50.8	2.45	62.2	150	10.3	30.0	2.0	1.13	200	PLT	T	4688-2012
Red	2 1/2	63.5	3.05	77.5	150	10.3	30.0	2.5	1.36	100	PLT	T	4688-2372
Red	3	76.2	3.44	87.4	150	10.3	30.0	3.0	1.61	100	PLT	T	4688-2015
Red	3	76.2	3.44	87.4	150	10.3	30.0	3.0	1.78	200	PLT	T	4688-2016
Red	4	101.6	4.48	113.8	150	10.3	30.0	4.0	2.16	100	PLT	T	4688-2017
Red	4	101.6	4.48	113.8	150	10.3	30.0	4.0	2.16	200	PLT	T	4688-2018

RECOMMENDED FOR: Transfer of commercial gasoline, diesel fuels, oils and other petroleum products including bio-diesel, bio-diesel blends, ethanol and ethanol blends. It is ideal for tank truck, terminal loading and in-plant operations and oilfield service truck use where a super flexible, maximum kink-resistant fuel transfer hose is needed. Hose life can be extended by draining hose after use.

TEMPERATURE: -30°F to +180°F (-34°C to +82°C). Warning: Do not convey fuels over +120°F (+49°C). Contact Denver Product Application (303) 744-5070 for use at temperature extremes.

CONSTRUCTION: **Tube:** [Type C \(Nitrile\), Black.](#)
Reinforcement: Multiple plies, synthetic textile, dual steel wire helix.
Cover: [Type C2 \(Modified Nitrile\), Corrugated.](#)
Design Factor: 4:1

COUPLINGS: [7](#), [26](#), [49](#) or [73](#). Crimp Sleeves ([78](#)) can be used with cam and groove type stems ([49](#)) at temperatures below +125°F (+52°C). Reference the Hose Coupling Section.

STANDARDS: **Tube:** ARPM (Class A) High oil-resistance.

AGRICULTURE
AIR BREATHING
AIR DUCT
AIR AND MULTI-PURPOSE
CHEMICAL
FOOD AND BEVERAGE
ENGINE AND MARINE
MATERIAL HANDLING
MINING
OILFIELD
PETROLEUM
PRESSURE WASH AND WASHDOWN
STEAM
WATER
CLAMPS
COUPLINGS AND FERRULES
HOSE FINDER
CHEMICAL RESISTANCE TABLE



Fuel Master™ 150SD

Formerly - Longhorn™



Smooth Cover

Color	Hose I.D.		Hose O.D.		Max. W.P.		Vac.	MBR	Wt. Per ft	Length	Std. Pack	Pkg Code	Gates Item No.
	(in)	(mm)	(in)	(mm)	(psi)	(Bar)	(In. Hg)	(in)	(Lbs.)	(ft)			
Black	1	25.4	1.50	38.1	150	10.3	30.0	3.0	.54	100	PLT	T	4688-1305
Black	1	25.4	1.50	38.1	150	10.3	30.0	3.0	.54	200	PLT	T	4688-0454
Black	1 1/4	31.8	1.75	44.5	150	10.3	30.0	4.0	.71	100	PLT	T	4688-1306
Black	1 1/2	38.1	2.02	51.3	150	10.3	30.0	4.0	1.05	100	PLT	T	4688-1307
Black	1 1/2	38.1	2.02	51.3	150	10.3	30.0	4.0	1.05	200	PLT	T	4688-1493
Black	2	50.8	2.52	64.0	150	10.3	30.0	6.0	1.34	100	PLT	T	4688-1308
Black	2	50.8	2.52	64.0	150	10.3	30.0	6.0	1.34	200	PLT	T	4688-1342
Black	2 1/2	63.5	3.05	77.5	150	10.3	30.0	8.0	1.76	100	PLT	T	4688-1309
Black	2 1/2	63.5	3.05	77.5	150	10.3	30.0	8.0	1.76	200	PLT	T	4688-0455
Black	3	76.2	3.53	89.7	150	10.3	30.0	9.0	2.40	100	PLT	T	4688-1310
Black	3	76.2	3.53	89.7	150	10.3	30.0	9.0	2.40	200	PLT	T	4688-1343
Black	4	101.6	4.57	116.1	150	10.3	30.0	12.0	3.29	100	PLT	T	4688-1311
Black	4	101.6	4.57	116.1	150	10.3	30.0	12.0	3.29	200	PLT	T	4688-1344
Black	6	152.4	6.79	172.5	150	10.3	30.0	17.0	7.51	100	PLT	T	4688-1465

Corrugated Cover

Color	Hose I.D.		Hose O.D.		Max. W.P.		Vac.	MBR	Wt. Per ft	Length	Std. Pack	Pkg Code	Gates Item No.
	(in)	(mm)	(in)	(mm)	(psi)	(Bar)	(In. Hg)	(in)	(Lbs.)	(ft)			
Black	2	50.8	2.52	64.0	150	10.3	30.0	5.0	1.08	100	PLT	T	4688-1351
Black	2 1/2	63.5	3.05	77.5	150	10.3	30.0	8.0	1.40	100	PLT	T	4688-1511
Black	3	76.2	3.53	89.7	150	10.3	30.0	8.0	2.67	100	PLT	T	4688-1352
Black	4	101.6	4.64	117.9	150	10.3	30.0	11.0	3.14	100	PLT	T	4688-1353
Black	6	152.4	6.79	172.5	150	10.3	30.0	17.0	7.51	50	PLT	T	4688-1355
Black	6	152.4	6.79	172.5	150	10.3	30.0	17.0	5.46	100	PLT	T	4688-1612
Black	6	152.4	6.79	172.5	150	10.3	30.0	17.0	5.91	200	PLT	T	4688-1362
Red	2	50.8	2.52	64.0	150	10.3	30.0	5.0	1.16	100	PLT	T	4688-2247
Red	3	76.2	3.53	89.7	150	10.3	30.0	8.0	1.95	100	PLT	T	4688-1535

Corrugated Cover - Cut Lengths

Color	Hose I.D.		Hose O.D.		Max. W.P.		Vac.	MBR	Wt. Per ea	Length	Std. Pack	Pkg Code	Gates Item No.
	(in)	(mm)	(in)	(mm)	(psi)	(Bar)	(In. Hg)	(in)	(Lbs.)	(ea)			
Black	6	152.4	6.79	172.5	150	10.3	30.0	17.0	118.20	20	PLT	T	4688-2194

RECOMMENDED FOR: Transfer of refined fuels (commercial gasoline and diesel fuel), oils and other petroleum products. Ideal for oilfield service truck use.

CAUTION: Service life of transfer hoses can be extended by draining hoses after use. For Bio-Diesel and other alternative fuel applications, see Fuel Master™ XTreme™. Petroleum transfer hoses may be used with all grades of Bio-Diesel only if the exposure is intermittent and the hose is drained between uses.

TEMPERATURE: -40°F to +180°F (-40°C to +82°C). Warning: Do not convey fuels over +120°F (+49°C).

CONSTRUCTION:
Tube: [Type C \(Nitrile\), Black.](#)
Reinforcement: Multiple plies, synthetic textile, dual steel wire helix.
Cover: [Type A \(Chloroprene\), Black or red with red stripe.](#)
Design Factor: 4:1

COUPLINGS: [7](#), [26](#), [49](#) or [78](#). (for ambient temperatures only). Reference the Hose Coupling Section.

STANDARDS: **Tube:** ARPM (Class A) High oil-resistance.



Fuel Master™ 150SD MegaFlex™
Formerly - Longhorn™ MegaFlex™



Color	Hose I.D.		Hose O.D.		Max. W.P.		Vac.	MBR	Wt. Per ft	Length	Std. Pack	Pkg Code	Gates Item No.
	(in)	(mm)	(in)	(mm)	(psi)	(Bar)	(In. Hg)	(in)	(Lbs.)	(ft)			
Black	1	25.4	1.41	35.8	150	10.3	30.0	1.0	.46	100	PLT	T	4688-1732
Black	1 1/2	38.1	1.90	48.3	150	10.3	30.0	1.5	.72	100	PLT	T	4688-2031
Black	2	50.8	2.39	60.7	150	10.3	30.0	2.0	.86	100	PLT	T	4688-1733
Black	2	50.8	2.39	60.7	150	10.3	30.0	2.0	.87	200	PLT	T	4688-2166
Black	2 1/2	63.5	2.94	74.7	150	10.3	30.0	2.5	1.22	100	PLT	T	4688-2337
Black	3	76.2	3.44	87.4	150	10.3	30.0	3.0	1.45	100	PLT	T	4688-1734
Black	3	76.2	3.44	87.4	150	10.3	30.0	3.0	1.47	200	PLT	T	4688-2167
Black	4	101.6	4.48	113.8	150	10.3	30.0	4.0	2.29	100	PLT	T	4688-1735
Black	4	101.6	4.48	113.8	150	10.3	30.0	4.0	2.29	200	PLT	T	4688-2168
Black	6	152.4	6.55	166.4	150	10.3	30.0	6.0	4.03	50	PLT	T	4688-2336
Black	6	152.4	6.55	166.4	150	10.3	30.0	6.0	4.15	100	PLT	T	4688-2033

RECOMMENDED FOR: Transfer of refined fuels (commercial gasoline and diesel fuel), oils and other petroleum products. Ideal for tank truck, fuel farm, and oilfield service truck use where a super flexible, maximum kink-resistant fuel transfer hose is needed.

CAUTION: Service life of transfer hoses can be extended by draining hoses after use.

TEMPERATURE: -40°F to +180°F (-40°C to +82°C). Warning: Do not convey fuels over +120°F (+49°C).

CONSTRUCTION: **Tube:** [Type C \(Nitrile\), Black.](#)
Reinforcement: Multiple plies, synthetic textile, dual steel wire helix.
Cover: [Type A \(Chloroprene\), Black corrugated with red stripe.](#)
Design Factor: 4:1

COUPLINGS: [7](#), [26](#), [49](#) or [78](#), (for ambient temperatures only). Reference the Hose Coupling Section.

STANDARDS: **Tube:** ARPM (Class A) High oil-resistance.

AGRICULTURE
AIR BREATHING
AIR DUCT
AIR AND MULTI-PURPOSE
CHEMICAL
FOOD AND BEVERAGE
ENGINE AND MARINE
MATERIAL HANDLING
MINING
OILFIELD
PETROLEUM
PRESSURE WASH AND WASHDOWN
STEAM
WATER
CLAMPS
COUPLINGS AND FERRULES
HOSE FINDER
CHEMICAL RESISTANCE TABLE



Fuel Master™ 150SD LT MegaFlex™
 Formerly - Arctic Longhorn™ MegaFlex™



AGRICULTURE
AIR BREATHING
AIR DUCT
AIR AND MULTI-PURPOSE
CHEMICAL
FOOD AND BEVERAGE
ENGINE AND MARINE
MATERIAL HANDLING
MINING
OILFIELD
PETROLEUM
PRESSURE WASH AND WASHDOWN
STEAM
WATER
CLAMPS
COUPLINGS AND FERRULES
HOSE FINDER
CHEMICAL RESISTANCE TABLE

Color	Hose I.D.		Hose O.D.		Max. W.P.		Vac.	MBR	Wt. Per ft	Length	Std. Pack	Pkg Code	Gates Item No.
	(in)	(mm)	(in)	(mm)	(psi)	(Bar)	(in. Hg)	(in)	(Lbs.)	(ft)			
Blue	2	50.8	2.38	60.5	150	10.3	30.0	2.0	.94	100	PLT	T	4688-2040
Blue	2	50.8	2.38	60.5	150	10.3	30.0	2.0	1.13	200	PLT	T	4688-2041
Blue	3	76.2	3.44	87.4	150	10.3	30.0	3.0	1.39	100	PLT	T	4688-2042
Blue	3	76.2	3.44	87.4	150	10.3	30.0	3.0	1.13	200	PLT	T	4688-2043
Blue	4	101.6	4.49	114.0	150	10.3	30.0	4.0	2.24	100	PLT	T	4688-2044
Blue	4	101.6	4.49	114.0	150	10.3	30.0	4.0	1.13	200	PLT	T	4688-2045

RECOMMENDED FOR: Transfer of refined fuels (commercial gasoline and diesel fuel), oils and other petroleum products. It is ideal for tank truck, fuel farm and oilfield service truck use where a super flexible cold weather fuel transfer hose is needed. Hose life can be extended by draining hose after use. Hose maintains flexibility down to -65°F.

CAUTION: Service life of transfer hoses can be extended by draining hoses after use.

TEMPERATURE: -65°F to +180°F (-54°C to +82°C) continuous service.

CONSTRUCTION: **Tube:** [Type C \(Nitrile\), Black.](#)
Reinforcement: Multiple plies, synthetic textile, dual steel wire helix.
Cover: [Type A \(Chloroprene\), Blue corrugated with black stripe.](#)
Design Factor: 4:1

COUPLINGS: [7](#), [26](#), [49](#) or [78](#). (for ambient temperatures only). Reference the Hose Coupling Section.

STANDARDS: **Tube:** ARPM (Class A) High oil-resistance.



Fuel Master™ 150D
Formerly - Steer™



Color	Hose I.D.		Hose O.D.		Max. W.P.		Vac.	MBR	Wt. Per ft	Length	Std. Pack	Pkg Code	Gates Item No.
	(in)	(mm)	(in)	(mm)	(psi)	(Bar)	(In. Hg)	(in)	(Lbs.)	(ft)			
Black	2	50.8	2.44	62.0	150	10.3	—	—	.92	100	PLT	T	4688-1320
Black	2	50.8	2.44	62.0	150	10.3	—	—	.92	200	PLT	T	4688-1491
Black	3	76.2	3.45	87.6	150	10.3	—	—	1.37	100	PLT	T	4688-1321
Black	3	76.2	3.45	87.6	150	10.3	—	—	1.37	200	PLT	T	4688-1530
Black	4	101.6	4.51	114.6	150	10.3	—	—	2.03	100	PLT	T	4688-1322
Black	4	101.6	4.51	114.6	150	10.3	—	—	2.03	200	PLT	T	4688-1531

RECOMMENDED FOR: Transfer of refined fuels (commercial gasoline and diesel fuel), oils and other petroleum products. Ideal for oilfield service truck use.

CAUTION: Service life of transfer hoses can be extended by draining hoses after use. For Bio-Diesel and other alternative fuel applications, see Fuel Master™ XTreme™. Petroleum transfer hoses may be used with all grades of Bio-Diesel only if the exposure is intermittent and the hose is drained between uses.

TEMPERATURE: -40°F to +180°F (-40°C to +82°C). Warning: Do not convey fuels over +120°F (+49°C).

CONSTRUCTION: **Tube:** [Type C \(Nitrile\), Black.](#)
Reinforcement: Multiple plies, synthetic textile, static filament.
Cover: [Type A \(Chloroprene\), Black with red stripe.](#)
Design Factor: 4:1

COUPLINGS: [7](#), [26](#), [49](#) or [78](#), (for ambient temperatures only). Reference the Hose Coupling Section.

STANDARDS: **Tube:** ARPM (Class A) High oil-resistance.

- AGRICULTURE
- AIR BREATHING
- AIR DUCT
- AIR AND MULTI-PURPOSE
- CHEMICAL
- FOOD AND BEVERAGE
- ENGINE AND MARINE
- MATERIAL HANDLING
- MINING
- OILFIELD
- PETROLEUM**
- PRESSURE WASH AND WASHDOWN
- STEAM
- WATER
- CLAMPS
- COUPLINGS AND FERRULES
- HOSE FINDER
- CHEMICAL RESISTANCE TABLE



Fuel Master™ PVC 65SD
Formerly - Master-Flex™ Fuel Delivery



- AGRICULTURE
- AIR BREATHING
- AIR DUCT
- AIR AND MULTI-PURPOSE
- CHEMICAL
- FOOD AND BEVERAGE
- ENGINE AND MARINE
- MATERIAL HANDLING
- MINING
- OILFIELD
- PETROLEUM**
- PRESSURE WASH AND WASHDOWN
- STEAM
- WATER
- CLAMPS
- COUPLINGS AND FERRULES
- HOSE FINDER
- CHEMICAL RESISTANCE TABLE

Color	Hose I.D.		Hose O.D.		Max. W.P.*		Vac.*	MBR	Wt. Per ft	Length	Std. Pack	Pkg Code	Gates Item No.
	(in)	(mm)	(in)	(mm)	(psi)	(Bar)	(In. Hg)	(in)	(Lbs.)	(ft)			
Black	3	76.2	3.76	95.5	65	4.5	28.0	6.0	1.71	100	PLT	T	7744-7103
Black	4	101.6	4.79	121.7	65	4.5	28.0	8.0	2.44	100	PLT	T	7744-7104

NOTE: * Working Pressure and Vacuum at +72°F (+22°C).

RECOMMENDED FOR: Transfer of commercial gasolines, diesel fuel, oils and other petroleum products. Ideal for oilfield service truck use.


TEMPERATURE: -30°F to +130°F (-34°C to +55°C). Warning: Do not convey fuels over +120°F (+49°C).

CONSTRUCTION:
Tube: [Type C2 \(Modified Nitrile\), Black.](#)
Reinforcement: Braided, synthetic textile, rigid thermoplastic helix.
Cover: [Type G \(PVC\), Black with yellow helix.](#)
Design Factor: 4:1

COUPLINGS: [6](#), [7](#), [49](#) or [78](#). Reference the Hose Coupling Section.



Fuel Master™ PVC 65SD Sleeve



Color	Hose I.D.		Wt. Per ea (Lbs.)	Length (ea)	Std. Pack	Pkg Code	Gates Item No.
	(in)	(mm)					
Black	3	76.2	5.13	3	CTN	T	7744-8103
Black	4	101.6	7.32	3	CTN	T	7744-8104


RECOMMENDED FOR: Soft black PVC sleeve is designed to fit Gates Fuel Delivery Hose and provides a smooth banding surface.

INSTALLATION: Apply the sleeve by twisting in a clockwise direction. Use of an appropriate lubricant, i.e. soapy water solution, will simplify sleeve application and reduce possibility of damage to hose cover. Make sure sleeve is applied prior to coupling insertion.

- AGRICULTURE
- AIR BREATHING
- AIR DUCT
- AIR AND MULTI-PURPOSE
- CHEMICAL
- FOOD AND BEVERAGE
- ENGINE AND MARINE
- MATERIAL HANDLING
- MINING
- OILFIELD
- PETROLEUM**
- PRESSURE WASH AND WASHDOWN
- STEAM
- WATER
- CLAMPS
- COUPLINGS AND FERRULES
- HOSE FINDER
- CHEMICAL RESISTANCE TABLE



Fuel Master™ PVC Vapor Recovery 5SD
Formerly - Master-Flex™ Vapor Recovery



- AGRICULTURE
- AIR BREATHING
- AIR DUCT
- AIR AND MULTI-PURPOSE
- CHEMICAL
- FOOD AND BEVERAGE
- ENGINE AND MARINE
- MATERIAL HANDLING
- MINING
- OILFIELD
- PETROLEUM**
- PRESSURE WASH AND WASHDOWN
- STEAM
- WATER
- CLAMPS
- COUPLINGS AND FERRULES
- HOSE FINDER
- CHEMICAL RESISTANCE TABLE

Color	Hose I.D.		Hose O.D.		Max. W.P.*		Vac.*	MBR	Wt. Per ft	Length	Std. Pack	Pkg Code	Gates Item No.
	(in)	(mm)	(in)	(mm)	(psi)	(Bar)	(In. Hg)	(in)	(Lbs.)	(ft)			
Clear	1 1/2	38.1	1.88	47.8	5	.3	—	1.5	.36	100	CTN	T	7744-7015
Clear	2	50.8	2.43	61.7	5	.3	—	2.0	.48	100	CTN	T	7744-7020
Clear	3	76.2	3.54	89.9	5	.3	—	3.0	.69	100	CTN	T	7744-7030
Clear	4	101.6	4.56	115.8	5	.3	—	4.0	.92	100	CTN	T	7744-7040
Clear	5	127.0	5.51	140.0	5	.3	—	5.0	1.13	100	CTN	T	7744-7050
Clear	6	152.4	6.52	165.6	5	.3	—	6.0	1.24	100	CTN	T	7744-7060

NOTE: * Working Pressure and Vacuum at +72°F (+22°C).

RECOMMENDED FOR: Vapor Recovery for use with Gates Fuel Master™ and Fuel Master™ PVC. Can also be used for ducting, dust and light abrasive material handling.


TEMPERATURE: -30°F to +140°F (-34°C to +60°C) continuous service.

CONSTRUCTION: **Tube:** [Type U \(Polyurethane\), Clear.](#)
Reinforcement: Rigid thermoplastic helix, static filament.
Cover: [Type G \(PVC\), Clear with yellow helix.](#)
Design Factor: N/A

COUPLINGS: [7](#), [26](#), [49](#) or [78](#). Reference the Hose Coupling Section.



Fuel Master™ PVC Vapor Recovery 5SD Sleeve



Color	Hose I.D.		Wt. Per ea (Lbs.)	Length (ea)	Std. Pack	Pkg Code	Gates Item No.
	(in)	(mm)					
Gray	3	76.2	5.13	3	CTN	T	7744-8030
Gray	4	101.6	7.32	3	CTN	T	7744-8040

RECOMMENDED FOR: Soft gray PVC sleeve is designed to fit Gates Vapor Recovery Hose and provides a smooth banding surface.

CONSTRUCTION: **Design Factor:** N/A

INSTALLATION: Apply the sleeve by twisting in a clockwise direction. Use of an appropriate lubricant, i.e. soapy water solution, will simplify sleeve application and reduce possibility of damage to hose cover. Make sure sleeve is applied prior to coupling insertion.

AGRICULTURE
AIR BREATHING
AIR DUCT
AIR AND MULTI-PURPOSE
CHEMICAL
FOOD AND BEVERAGE
ENGINE AND MARINE
MATERIAL HANDLING
MINING
OILFIELD
PETROLEUM
PRESSURE WASH AND WASHDOWN
STEAM
WATER
CLAMPS
COUPLINGS AND FERRULES
HOSE FINDER
CHEMICAL RESISTANCE TABLE



Fuel Master™ Delivery 200

Formerly - Fuel Oil Delivery



AGRICULTURE
AIR BREATHING
AIR DUCT
AIR AND MULTI-PURPOSE
CHEMICAL
FOOD AND BEVERAGE
ENGINE AND MARINE
MATERIAL HANDLING
MINING
OILFIELD
PETROLEUM
PRESSURE WASH AND WASHDOWN
STEAM
WATER
CLAMPS
COUPLINGS AND FERRULES
HOSE FINDER
CHEMICAL RESISTANCE TABLE

Color	Hose I.D.		Hose O.D.		Max. W.P.		Vac.	MBR	Wt. Per ft	Length	Std. Pack	Pkg Code	Gates Item No.
	(in)	(mm)	(in)	(mm)	(psi)	(Bar)	(In. Hg)	(in)	(Lbs.)	(ft)			
Red	1	25.4	1.50	38.1	200	13.8	10.0	8.0	.58	100	REEL	T	3221-0410
Red	1	25.4	1.50	38.1	200	13.8	10.0	8.0	.58	125	REEL	T	3221-0411
Red	1	25.4	1.50	38.1	200	13.8	10.0	8.0	.58	150	REEL	T	3221-0412
Red	1	25.4	1.50	38.1	200	13.8	10.0	8.0	.58	175	REEL	T	3221-0413
Red	1 1/4	31.8	1.80	45.7	200	13.8	10.0	10.0	.75	100	REEL	T	3221-0414
Red	1 1/4	31.8	1.8	45.7	200	13.8	10.0	10.0	.75	125	REEL	T	3221-0415
Red	1 1/4	31.8	1.8	45.7	200	13.8	10.0	10.0	.75	150	REEL	T	3221-0416
Red	1 1/4	31.8	1.8	45.7	200	13.8	10.0	10.0	.75	175	REEL	T	3221-0417
Red	1 3/8	34.9	1.89	48.0	200	13.8	10.0	10.0	.86	100	REEL	T	3221-0418
Red	1 3/8	34.9	1.89	48.0	200	13.8	10.0	10.0	.86	125	REEL	T	3221-0419
Red	1 3/8	34.9	1.89	48.0	200	13.8	10.0	10.0	.86	150	REEL	T	3221-0420
Red	1 3/8	34.9	1.89	48.0	200	13.8	10.0	10.0	.86	175	REEL	T	3221-0421
Red	1 1/2	38.1	2.08	52.8	200	13.8	10.0	12.0	.95	100	REEL	T	3221-0422
Red	1 1/2	38.1	2.08	52.8	200	13.8	10.0	12.0	.95	125	REEL	T	3221-0423
Red	1 1/2	38.1	2.08	52.8	200	13.8	10.0	12.0	1.14	150	REEL	T	3221-0424
Red	1 1/2	38.1	2.08	52.8	200	13.8	10.0	12.0	.95	175	REEL	T	3221-0425
Red	1 1/2	38.1	2.08	52.8	200	13.8	10.0	12.0	.95	200	REEL	T	3221-0426

RECOMMENDED FOR: Transferring fuel oils and diesel fuel in applications at temperatures as low as -40°F (-40°C). Compatible with Bio-Diesel fuels up to B20. Hose remains flexible to -20°F (-29°C). For home and heavy-duty commercial service where an abrasion-resistant and non-marking cover is required.

CAUTION: Do not use in gasoline transfer applications.

TEMPERATURE: -40°F to +180°F (-29°C to +82°C) continuous service.
-40°F to +180°F (-40°C to +82°C) continuous service.

CONSTRUCTION: **Tube:** [Type C \(Nitrile\), Black.](#)
Reinforcement: Synthetic textile.
Cover: [Type C4 \(Carboxylated Nitrile\), Red, Abrasion-resistant and non-marking.](#)
Design Factor: 4:1

COUPLINGS: [26](#) or [49](#). Reference the Hose Coupling Section.

STANDARDS: **Tube:** ARPM (Class A) High oil-resistance.
Cover: Meets MSHA Flame-resistant.



Fuel Master™ Delivery 200 Assemblies



Color	Hose I.D.		Hose O.D.		Max. W.P.		Vac.	MBR	Wt. Per ea	Length	Std. Pack	Pkg Code	Gates Item No.
	(in)	(mm)	(in)	(mm)	(psi)	(Bar)	(In. Hg)	(in)	(Lbs.)	(ea)			
Red	1	25.4	1.50	38.1	200	13.8	10.0	8.0	64.20	100	ASSY	T	3221-0075
Red	1	25.4	1.50	38.1	200	13.8	10.0	8.0	75.50	125	ASSY	T	3221-0076
Red	1	25.4	1.50	38.1	200	13.8	10.0	8.0	90.00	150	ASSY	T	3221-0077
Red	1	25.4	1.50	38.1	200	13.8	10.0	8.0	104.50	175	ASSY	T	3221-0078
Red	1 1/4	31.8	1.75	44.5	200	13.8	10.0	10.0	79.00	100	ASSY	T	3221-0079
Red	1 1/4	31.8	1.75	44.5	200	13.8	10.0	10.0	115.00	125	ASSY	T	3221-0080
Red	1 1/4	31.8	1.75	44.5	200	13.8	10.0	10.0	121.00	150	ASSY	T	3221-0081
Red	1 1/4	31.8	1.75	44.5	200	13.8	10.0	10.0	135.25	175	ASSY	T	3221-0082
Red	1 3/8	34.9	1.87	47.5	200	13.8	10.0	10.0	84.00	100	ASSY	T	3221-0083
Red	1 3/8	34.9	1.87	47.5	200	13.8	10.0	10.0	104.00	125	ASSY	T	3221-0084
Red	1 3/8	34.9	1.87	47.5	200	13.8	10.0	10.0	137.00	150	ASSY	T	3221-0085
Red	1 3/8	34.9	1.87	47.5	200	13.8	10.0	10.0	140.50	175	ASSY	T	3221-0086
Red	1 1/2	38.1	2.08	52.8	200	13.8	10.0	12.0	123.75	125	ASSY	T	3221-0088
Red	1 1/2	38.1	2.08	52.8	200	13.8	10.0	12.0	135.00	150	ASSY	T	3221-0089
Red	1 1/2	38.1	2.08	52.8	200	13.8	10.0	12.0	171.25	175	ASSY	T	3221-0090
Red	1 1/2	38.1	2.08	52.8	200	13.8	10.0	12.0	195.00	200	ASSY	T	3221-0095

NOTE: Coupled with Brass Internal Expansion Fittings Male/Female Swivel.

RECOMMENDED FOR: Transferring fuel oils and diesel fuel in applications at temperatures as low as -40°F (-40°C). Compatible with Bio-Diesel fuels up to B20. Hose remains flexible to -20°F (-29°C). For home and heavy-duty commercial service where an abrasion-resistant and non-marking cover is required.

CAUTION: Do not use in gasoline transfer applications.

TEMPERATURE: -40°F to +180°F (-40°C to +82°C) continuous service. NOTE: Diesel fuel normally conveyed below +120°F (+49°C).

CONSTRUCTION: **Tube:** [Type C \(Nitrile\), Black.](#)
Reinforcement: Synthetic textile.
Cover: [Type C4 \(Carboxylated Nitrile\), Red, Abrasion-resistant and non-marking.](#)
Design Factor: 4:1

COUPLINGS: [26](#) or [49](#). Reference the Hose Coupling Section.

STANDARDS: **Tube:** ARPM (Class A) High oil-resistance.
Cover: Meets MSHA Flame-resistant.

AGRICULTURE
AIR BREATHING
AIR DUCT
AIR AND MULTI-PURPOSE
CHEMICAL
FOOD AND BEVERAGE
ENGINE AND MARINE
MATERIAL HANDLING
MINING
OILFIELD
PETROLEUM
PRESSURE WASH AND WASHDOWN
STEAM
WATER
CLAMPS
COUPLINGS AND FERRULES
HOSE FINDER
CHEMICAL RESISTANCE TABLE



LP350

Formerly - LP350, LP350X



LP350

	Color	Hose I.D.	Hose O.D.	Max. W.P.	Vac.	MBR	Wt. Per ft	Length	Std. Pack	Pkg Code	Gates Item No.			
		(in)	(mm)									(in)	(mm)	(psi)
AGRICULTURE	Black	1/4	6.4	.58	14.7	350	24.1	30.0	3.0	.14	700	REEL	EE	3220-1200
AIR BREATHING	Black	1/4	6.4	.58	14.7	350	24.1	30.0	3.0	.14	3700	PLT	Y	3220-1201
AIR DUCT	Black	3/8	9.5	.74	18.8	350	24.1	30.0	3.0	.21	700	REEL	EE	3220-1202
AIR AND MULTI-PURPOSE	Black	3/8	9.5	.74	18.8	350	24.1	30.0	3.0	.21	2000	PLT	Y	3220-1203
CHEMICAL	Black	1/2	12.7	.91	23.1	350	24.1	25.0	5.0	.28	700	REEL	EE	3220-1204
FOOD AND BEVERAGE	Black	1/2	12.7	.91	23.1	350	24.1	25.0	5.0	.28	1000	PLT	SS	3220-1205
ENGINE AND MARINE	Black	3/4	19.1	1.23	31.2	350	24.1	20.0	6.0	.44	100	CTN	T	3220-1207
	Black	3/4	19.1	1.23	31.2	350	24.1	20.0	6.0	.44	125	CTN	T	3220-1208
	Black	3/4	19.1	1.23	31.2	350	24.1	20.0	6.0	.44	150	CTN	T	3220-1209
	Black	3/4	19.1	1.23	31.2	350	24.1	20.0	6.0	.50	350	REEL	MM	3220-1206
	Black	1	25.4	1.51	38.4	350	24.1	15.0	8.0	.66	100	CTN	T	3220-1211
	Black	1	25.4	1.51	38.4	350	24.1	15.0	8.0	.60	125	CTN	T	3220-1212
MATERIAL HANDLING	Black	1	25.4	1.51	38.4	350	24.1	15.0	8.0	.60	150	CTN	T	3220-1213
	Black	1	25.4	1.51	38.4	350	24.1	15.0	15.0	.63	200	CTN	T	3220-1216
	Black	1	25.4	1.51	38.4	350	24.1	15.0	8.0	.60	350	REEL	MM	3220-1210
MINING	Black	1 1/4	31.8	1.85	47.0	350	24.1	10.0	10.0	.98	300	REEL	G	3220-0855
	Black	1 1/2	38.1	2.25	57.2	350	24.1	10.0	12.0	1.26	60	CTN	T	3320-0935
	Black	2	50.8	2.86	72.6	350	24.1	10.0	14.0	1.84	50	CTN	T	3320-0939
OILFIELD	Black	2	50.8	2.86	72.6	350	24.1	10.0	14.0	1.81	60	CTN	T	3320-0938
	Black	3	76.2	3.88	98.6	350	24.1	10.0	24.0	2.58	60	CTN	T	3320-0934

LP350 Power Crimp™ Ferrules

Size	Wt. Per ea	Std. Pack	Pkg Code	Gates Item No.
3/4	.21	BULK	150	7266-0735
3/4	.21	BULK	1	7266-07355
1 1/2	.80	BULK	20	7266-0734
1 1/2	.80	BULK	1	7266-07345
2	1.72	BULK	12	7266-0733
2	1.72	BULK	1	7266-07335

NOTE: These ferrules are to be used with LP350 hose only.

RECOMMENDED FOR: Liquid or gaseous propane, butane or any combination of these two mixtures. Can be used for natural gas (not to exceed 50 psi) under certain conditions such as: open/outside areas and well ventilated factory buildings (if local building codes permit).

CAUTION: Not recommended for residential, office buildings or as fuel line hose on compressed natural gas vehicles. Contact Denver Product Application (303) 744-5070 for inspection and assembly testing information.

TEMPERATURE: -40°F to +180°F (-40°C to +82°C) continuous service. Warning: Do not convey LP Gas over +140°F (60°C).

CONSTRUCTION: Tube: [Type A \(Chloroprene\), Black, 1 1/2" - 3"](#), [Type C \(Nitrile\), Black, 1/4" - 1 1/4"](#).
Reinforcement: Braided or spiral synthetic textile.
Cover: [Type A \(Chloroprene\), Black. All sizes are perforated.](#)
Design Factor: 5:1

COUPLINGS: 72 Gates Power Crimp™ for 3/4", 1 1/2" and 2" I.D. or 75 Gates GLX™ sizes 1/4" to 1 1/4". For Power Crimp™ ferrules, reference the Hose Coupling Section. Do not use male swivel, reusable or O-ring type couplings. For 3" I.D. use Dixon LP Boss only.

STANDARDS: CAN/CGA-8.1-M86.
 NFPA 58, Section 8-3.5.
 Underwriters Laboratories Standard No. 21. (Applies to all sizes).



LPG Vapor 125



Color	Hose I.D.		Hose O.D.		Max. W.P.		Vac.	MBR	Wt. Per ft	Length	Std. Pack	Pkg Code	Gates Item No.
	(in)	(mm)	(in)	(mm)	(psi)	(Bar)	(In. Hg)	(in)	(Lbs.)	(ft)			
Black	3/16	4.8	.44	11.2	125	8.6	30.0	2.0	.08	700	REEL	AA	3220-0451
Black	1/4	6.4	.53	13.5	125	8.6	30.0	3.0	.11	700	REEL	AA	3220-0456
Black	3/8	9.5	.66	16.8	125	8.6	25.0	3.0	.14	700	REEL	AA	3220-0461

RECOMMENDED FOR: Flexible connector for conveying low-pressure LPG (vapor only) to many types of farm and industrial heating applications, e.g., space heaters.

CAUTION: This hose should not be used for liquid LPG or in UL approved appliances such as barbecue grills.

TEMPERATURE: -30°F to +150°F (-34°C to +66°C) continuous service. Do not convey LP Gas over +140°F.

CONSTRUCTION: **Tube:** [Type C \(Nitrile\), Black.](#)
Reinforcement: Synthetic textile.
Cover: [Type A \(Chloroprene\), Black. All sizes perforated.](#)
Design Factor: 5:1

STANDARDS: Underwriters Laboratories Standard No. 569. (Applies to hose assemblies only).

AGRICULTURE
AIR BREATHING
AIR DUCT
AIR AND MULTI-PURPOSE
CHEMICAL
FOOD AND BEVERAGE
ENGINE AND MARINE
MATERIAL HANDLING
MINING
OILFIELD
PETROLEUM
PRESSURE WASH AND WASHDOWN
STEAM
WATER
CLAMPS
COUPLINGS AND FERRULES
HOSE FINDER
CHEMICAL RESISTANCE TABLE



Fuel Master™ Curb Pump 150
Formerly - Blacksnake™



AGRICULTURE
AIR BREATHING
AIR DUCT
AIR AND MULTI-PURPOSE
CHEMICAL
FOOD AND BEVERAGE
ENGINE AND MARINE
MATERIAL HANDLING
MINING
OILFIELD
PETROLEUM
PRESSURE WASH AND WASHDOWN
STEAM
WATER
CLAMPS
COUPLINGS AND FERRULES
HOSE FINDER
CHEMICAL RESISTANCE TABLE

Color	Hose I.D.		Hose O.D.		Max. W.P.		Vac.	MBR	Wt. Per ft	Length	Std. Pack	Pkg Code	Gates Item No.
	(in)	(mm)	(in)	(mm)	(psi)	(Bar)	(In. Hg)	(in)	(Lbs.)	(ft)			
Black	5/8	15.9	1.00	25.4	150	10.3	30.0	6.0	.37	500	REEL	Z	3624-0001
Black	3/4	19.1	1.13	28.7	150	10.3	30.0	6.0	.42	500	REEL	Z	3624-0002
Black	1	25.4	1.38	35.1	150	10.3	30.0	8.0	.57	500	REEL	Z	3624-0003
Blue	3/4	19.1	1.13	28.7	150	10.3	30.0	6.0	.42	500	REEL	Z	3624-1024
Blue	7/8	22.2	1.22	31.0	150	10.3	30.0	7.0	.42	500	REEL	Z	3624-1025
Blue	1	25.4	1.38	35.1	150	10.3	30.0	8.0	.57	500	REEL	Z	3624-1026

RECOMMENDED FOR: Dispensing all types of commercial gasolines or other petroleum-based products, from service station pumps (curb pump). A heavy-duty hardwall hose which does not collapse in reel use or behind the nozzle in heavy-duty service.

TEMPERATURE: -40°F to +120°F (-40°C to +49°C) continuous service.

CONSTRUCTION:
Tube: [Type C \(Nitrile\), Black.](#)
Reinforcement: Braided, steel wire.
Cover: [Type J \(CPE\), Black, 5/8" and 3/4" smooth, 1" wrapped.](#)
Design Factor: 5:1

COUPLINGS: [23, 24](#) or [74](#). Reference the Hose Coupling Section.

STANDARDS: Underwriters Laboratories Standard No. UL330 (USA) and ULC-S612-99 (Canada).
Tube: ARPM (Class A) High oil-resistance.



Fuel Master™ Up to E85 Curb Pump 150



Color	Hose I.D.		Hose O.D.		Max. W.P.		Vac.	MBR	Wt. Per ft	Length	Std. Pack	Pkg Code	Gates Item No.
	(in)		(mm)		(in)		(mm)	(psi)	(Bar)	(In. Hg)			
Black	3/4	19.1	1.13	28.7	150	10.3	30.0	6.0	.42	500	REEL	Z	3624-1023

RECOMMENDED FOR: Dispensing of all types of commercial gasolines or other petroleum-based products, including ethanol blends up to E85, from service station pumps (curb pump). A heavyduty hardwall hose which does not collapse on reels or behind the dispensing nozzle.

TEMPERATURE: -40°F to +120°F (-40°C to +49°C) continuous service.

CONSTRUCTION: **Tube:** [Type C3 \(Modified Nitrile\), Black.](#)
Reinforcement: Braided, steel wire.
Cover: [Type J \(CPE\).](#)
Design Factor: 5:1

COUPLINGS: [23](#), [24](#) or [74](#). Reference the Hose Coupling Section.

STANDARDS: Underwriters Laboratories Standard No. UL330A (USA) and ULC-S612-99 (Canada).
Tube: ARPM (Class A) High oil-resistance.

AGRICULTURE
AIR BREATHING
AIR DUCT
AIR AND MULTI-PURPOSE
CHEMICAL
FOOD AND BEVERAGE
ENGINE AND MARINE
MATERIAL HANDLING
MINING
OILFIELD
PETROLEUM
PRESSURE WASH AND WASHDOWN
STEAM
WATER
CLAMPS
COUPLINGS AND FERRULES
HOSE FINDER
CHEMICAL RESISTANCE TABLE



Fuel Master™ Diesel Curb Pump 150



- AGRICULTURE
- AIR BREATHING
- AIR DUCT
- AIR AND MULTI-PURPOSE
- CHEMICAL
- FOOD AND BEVERAGE
- ENGINE AND MARINE
- MATERIAL HANDLING
- MINING
- OILFIELD
- PETROLEUM**
- PRESSURE WASH AND WASHDOWN
- STEAM
- WATER
- CLAMPS
- COUPLINGS AND FERRULES
- HOSE FINDER
- CHEMICAL RESISTANCE TABLE

Color	Hose I.D.		Hose O.D.		Max. W.P.		Vac.	MBR	Wt. Per ft	Length	Std. Pack	Pkg Code	Gates Item No.
	(in)	(mm)	(in)	(mm)	(psi)	(Bar)	(In. Hg)	(in)	(Lbs.)	(ft)			
Green	3/4	19.1	1.13	28.7	150	10.3	30.0	6.0	.42	500	REEL	Z	3624-1007
Green	7/8	22.2	1.22	31.0	150	10.3	30.0	7.0	.42	500	REEL	Z	3624-1008
Green	1	25.4	1.38	35.1	150	10.3	30.0	8.0	.53	500	REEL	Z	3624-1009

RECOMMENDED FOR: Dispensing of all types of petroleum diesel fuels and Bio-Diesel blends from service station pumps. A heavy-duty hardwall hose which does not collapse in reel use or behind the nozzle in heavy-duty service.

TEMPERATURE: -40°F to +120°F (-40°C to +49°C) continuous service.

CONSTRUCTION:
Tube: [Type C \(Nitrile\). Black.](#)
Reinforcement: Braided, steel wire.
Cover: [Type J \(CPE\). Green. Smooth.](#)
Design Factor: 5:1

COUPLINGS: [23, 24](#) or [74](#). Reference the Hose Coupling Section.

STANDARDS: Underwriters Laboratories Standard No. UL330 (USA) and ULC-S612 (Canada).
Tube: ARPM (Class A) High oil-resistance.



Clean Master™ Pressure Wash 3000

Formerly - PowerClean™ 1 or 2 Wire Braid



Pressure Wash 3000

Color	Hose I.D.		Hose O.D.		Max. W.P.		Vac.	MBR	Wt. Per ft	Length	Std. Pack	Pkg Code	Gates Item No.
	(in)	(mm)	(in)	(mm)	(psi)	(Bar)	(In. Hg)	(in)	(Lbs.)	(ft)			
Black	3/8	9.5	.67	17.0	3000	210	30.0	2.5	.23	300	REEL	S	4657-2402
Black	3/8	9.5	.67	17.0	3000	210	30.0	2.5	.23	1000	REEL	S	4657-2401
Black	1/2	12.7	.79	20.0	3000	210	30.0	3.5	.25	300	REEL	S	4657-9375
Black	1/2	12.7	.79	20.0	3000	210	30.0	3.5	.24	1000	REEL	S	4657-9376
Black	1/2	12.7	.79	20.0	3000	210	30.0	3.5	.24	2800	BALE	S	4657-9530
Blue	3/8	9.5	.67	17.0	3000	210	30.0	2.5	.23	300	REEL	S	4657-2404
Blue	3/8	9.5	.67	17.0	3000	210	30.0	2.5	.23	1000	REEL	S	4657-2403
Blue	1/2	12.7	.79	20.0	3000	210	30.0	3.5	.25	300	REEL	S	4657-9456
Blue	1/2	12.7	.79	20.0	3000	210	30.0	3.5	.25	1000	REEL	S	4657-9455
Blue	1/2	12.7	.79	20.0	3000	210	30.0	3.5	.25	2800	BALE	S	4657-9531
Gray	3/8	9.5	.67	17.0	3000	210	30.0	2.5	.23	300	REEL	S	4657-2416
Gray	1/2	12.7	.79	20.0	3000	210	30.0	3.5	.25	300	REEL	S	4657-9458
Gray	1/2	12.7	.79	20.0	3000	210	30.0	3.5	.25	1000	REEL	S	4657-9457
Gray	1/2	12.7	.79	20.0	3000	210	30.0	3.5	.25	2800	BALE	S	4657-9532
Yellow	3/8	9.5	.67	17.0	3000	210	30.0	2.5	.23	300	REEL	S	4657-2417
Yellow	3/8	9.5	.67	17.0	3000	210	30.0	2.5	.24	1000	REEL	S	4657-2652
Yellow	3/8	9.5	.67	17.0	3000	210	30.0	2.5	.24	3800	BALE	S	4657-0238
Yellow	1/2	12.7	.79	20.0	3000	210	30.0	3.5	.25	100	REEL	T	4657-9978
Yellow	1/2	12.7	.79	20.0	3000	210	30.0	3.5	.25	300	REEL	S	4657-9460
Yellow	1/2	12.7	.79	20.0	3000	210	30.0	3.5	.25	1000	REEL	S	4657-9459
Yellow	1/2	12.7	.79	20.0	3000	210	30.0	3.5	.25	2800	BALE	S	4657-9533

Pressure Wash 3000 - Cut Lengths

Color	Hose I.D.		Hose O.D.		Max. W.P.		Vac.	MBR	Wt. Per ea	Length	Std. Pack	Pkg Code	Gates Item No.
	(in)	(mm)	(in)	(mm)	(psi)	(Bar)	(In. Hg)	(in)	(Lbs.)	(ea)			
Black	3/8	9.5	.67	17.0	3000	210	30.0	2.5	11.83	50	CTN	T	4657-2469
Blue	3/8	10.0	.67	17.0	3000	210	30.0	2.5	12.20	50	CTN	T	4657-2470
Yellow	3/8	9.5	.67	17.0	3000	210	30.0	2.5	12.22	50	CTN	T	4657-0064

RECOMMENDED FOR: Hot and cold water high-pressure cleaning equipment used in commercial and industrial cleaning, food processing, sanitation, and car wash applications where heavy-duty service is required. Specially compounded cover to handle harsh environments.

CAUTION: Not recommended for steam service. Use bend restrictors to extend service life.

TEMPERATURE: -40°F to +250°F (-40°C to +121°C). Meets 300°F (150°C) intermittent per EN1829-2. Increased operating temperatures will reduce hose assembly service life.

CONSTRUCTION: **Tube:** [Type C \(Nitrile\), Black.](#)
Reinforcement: Braided, steel wire.
Cover: [Type C2 \(Modified Nitrile\), Non-marking except for black. Abrasion-resistant, Ozone-resistant, MSHA-flame resistant.](#)

COUPLINGS: [74](#) Gates MegaCrimp™ and [90](#) Pro™ Series couplings. Reference the Hose Coupling Section.

STANDARDS: Meets MSHA Flame-resistant. Exceeds EN1829-2.

AGRICULTURE
AIR BREATHING
AIR DUCT
AIR AND MULTI-PURPOSE
CHEMICAL
FOOD AND BEVERAGE
ENGINE AND MARINE
MATERIAL HANDLING
MINING
OILFIELD
PETROLEUM
PRESSURE WASH AND WASHDOWN
STEAM
WATER
CLAMPS
COUPLINGS AND FERRULES
HOSE FINDER
CHEMICAL RESISTANCE TABLE



Clean Master™ Pressure Wash 4000

Formerly - PowerClean™ 1 or 2 Wire Braid



AGRICULTURE
AIR BREATHING
AIR DUCT
AIR AND MULTI-PURPOSE
CHEMICAL
FOOD AND BEVERAGE
ENGINE AND MARINE
MATERIAL HANDLING
MINING
OILFIELD
PETROLEUM
PRESSURE WASH AND WASHDOWN
STEAM
WATER
CLAMPS
COUPLINGS AND FERRULES
HOSE FINDER
CHEMICAL RESISTANCE TABLE

Color	Hose I.D.		Hose O.D.		Max. W.P.		Vac.	MBR	Wt. Per ft	Length	Std. Pack	Pkg Code	Gates Item No.
	(in)	(mm)	(in)	(mm)	(psi)	(Bar)	(In. Hg)	(in)	(Lbs.)	(ft)			
Black	1/4	6.4	.53	13.5	4000	280	30.0	2.0	.15	300	REEL	S	4657-9377
Black	1/4	6.4	.53	13.5	4000	280	30.0	2.0	.13	1000	REEL	S	4657-9378
Black	1/4	6.4	.53	13.5	4000	280	30.0	2.0	.13	5600	BALE	S	4657-9534
Black	3/8	9.5	.67	17.0	4000	280	30.0	2.5	.18	300	REEL	S	4657-9379
Black	3/8	9.5	.67	17.0	4000	280	30.0	2.5	.18	1000	REEL	S	4657-9380
Black	3/8	9.5	.67	17.0	4000	280	30.0	2.5	.18	3800	BALE	S	4657-9535
Black	1/2	12.7	.80	20.3	4000	280	30.0	3.5	.28	300	REEL	S	4657-9462
Black	1/2	12.7	.80	20.3	4000	280	30.0	3.5	.28	1000	REEL	S	4657-9351
Black	1/2	12.7	.80	20.3	4000	280	30.0	3.5	.28	2250	BALE	S	4657-9536
Blue	1/4	6.4	.53	13.5	4000	280	30.0	2.0	.15	300	REEL	S	4657-9474
Blue	1/4	6.4	.53	13.5	4000	280	30.0	2.0	.20	1000	REEL	S	4657-9473
Blue	3/8	9.5	.67	17.0	4000	280	30.0	2.5	.18	300	REEL	S	4657-9468
Blue	3/8	9.5	.67	17.0	4000	280	30.0	2.5	.22	1000	REEL	S	4657-9467
Blue	3/8	9.5	.67	17.0	4000	280	30.0	2.5	.20	3800	BALE	S	4657-9537
Blue	1/2	12.7	.80	20.3	4000	280	30.0	3.5	.28	2250	BALE	S	4657-9538
Gray	1/4	6.4	.53	13.5	4000	280	30.0	2.0	.15	300	REEL	S	4657-9476
Gray	1/4	6.4	.53	13.5	4000	280	30.0	2.0	.14	1000	REEL	S	4657-9475
Gray	1/4	6.4	.53	13.5	4000	280	30.0	2.0	.14	5600	BALE	S	4657-9539
Gray	3/8	9.5	.67	17.0	4000	280	30.0	2.5	.18	300	REEL	S	4657-9472
Gray	3/8	9.5	.67	17.0	4000	280	30.0	2.5	.19	1000	REEL	S	4657-9471
Gray	3/8	9.5	.67	17.0	4000	280	30.0	2.5	.20	3800	BALE	S	4657-9540
Gray	1/2	12.7	.80	20.3	4000	280	30.0	3.5	.28	300	REEL	S	4657-9464
Gray	1/2	12.7	.80	20.3	4000	280	30.0	3.5	.28	1000	REEL	S	4657-9463
Gray	1/2	12.7	.80	20.3	4000	280	30.0	3.5	.28	2250	BALE	S	4657-9541
Yellow	1/4	6.4	.53	13.5	4000	280	30.0	2.0	.15	300	REEL	S	4657-9478
Yellow	1/4	6.4	.53	13.5	4000	280	30.0	2.0	.14	1000	REEL	S	4657-9477
Yellow	3/8	9.5	.67	17.0	4000	280	30.0	2.5	.18	300	REEL	S	4657-9395
Yellow	3/8	9.5	.67	17.0	4000	280	30.0	2.5	.20	1000	REEL	S	4657-9396
Yellow	1/2	12.7	.80	20.3	4000	280	30.0	3.5	.28	300	REEL	S	4657-9466
Yellow	1/2	12.7	.80	20.3	4000	280	30.0	3.5	.28	1000	REEL	S	4657-9465

RECOMMENDED FOR: Hot and cold water high-pressure cleaning equipment used in commercial and industrial cleaning, food processing, sanitation, and car wash applications where heavy-duty service is required. Specially compounded cover to handle harsh environments.

CAUTION: Not recommended for steam service. Use bend restrictors to extend service life.

TEMPERATURE: -40°F to +250°F (-40°C to +121°C). Meets 300°F (150°C) intermittent per EN1829-2. Increased operating temperatures will reduce hose assembly service life.

CONSTRUCTION: **Tube:** [Type C \(Nitrile\), Black.](#)
Reinforcement: Braided, steel wire.
Cover: [Type C2 \(Modified Nitrile\), Non-marking except for black. Abrasion-resistant, Ozone-resistant, MSHA-flame resistant.](#)

COUPLINGS: [74](#) Gates MegaCrimp™ and [90](#) Pro™ Series couplings. Reference the Hose Coupling Section.

STANDARDS: Meets MSHA Flame-resistant. Exceeds EN1829-2.



Clean Master™ Pressure Wash 4000 - Cut Lengths

Formerly - PowerClean™ 1 or 2 Wire Braid



Color	Hose I.D.		Hose O.D.		Max. W.P.		Vac.	MBR	Wt. Per ea	Length	Std. Pack	Pkg Code	Gates Item No.
	(in)	(mm)	(in)	(mm)	(psi)	(Bar)	(In. Hg)	(in)	(Lbs.)	(ea)			
Black	3/8	9.5	.67	17.0	4000	280	30.0	2.5	10.24	50	CTN	T	4657-9424
Black	3/8	9.5	.67	17.0	4000	280	30.0	2.5	31.47	100	CTN	T	4657-9423
Blue	1/4	6.4	.53	13.5	4000	280	30.0	2.0	.14	100	CTN	T	4657-9586
Blue	3/8	9.5	.67	17.0	4000	280	30.0	2.5	10.24	50	CTN	T	4657-9469
Blue	3/8	9.5	.67	17.0	4000	280	30.0	2.5	31.47	100	CTN	T	4657-9470
Gray	3/8	9.5	.67	17.0	4000	280	30.0	2.5	9.80	50	CTN	T	4656-0224
Gray	3/8	9.5	.67	17.0	4000	280	30.0	2.5	19.60	100	CTN	T	4656-0225

RECOMMENDED FOR: Hot and cold water high-pressure cleaning equipment used in commercial and industrial cleaning, food processing, sanitation, and car wash applications where heavy-duty service is required. Specially compounded cover to handle harsh environments.

CAUTION: Not recommended for steam service. Use bend restrictors to extend service life.

TEMPERATURE: -40°F to +250°F (-40°C to +121°C). Meets 300°F (150°C) intermittent per EN1829-2. Increased operating temperatures will reduce hose assembly service life.

CONSTRUCTION: **Tube:** [Type C \(Nitrile\), Black](#).
Reinforcement: Braided, steel wire.
Cover: [Type C2 \(Modified Nitrile\), Non-marking except for black. Abrasion-resistant, Ozone-resistant, MSHA-flame resistant.](#)

COUPLINGS: [74](#) Gates MegaCrimp™ and [90](#) Pro™ Series couplings. Reference the Hose Coupling Section.

STANDARDS: Meets MSHA Flame-resistant. Exceeds EN1829-2.

- AGRICULTURE
- AIR BREATHING
- AIR DUCT
- AIR AND MULTI-PURPOSE
- CHEMICAL
- FOOD AND BEVERAGE
- ENGINE AND MARINE
- MATERIAL HANDLING
- MINING
- OILFIELD
- PETROLEUM
- PRESSURE WASH AND WASHDOWN**
- STEAM
- WATER
- CLAMPS
- COUPLINGS AND FERRULES
- HOSE FINDER
- CHEMICAL RESISTANCE TABLE



Clean Master™ Pressure Wash 5000

Formerly - PowerClean™ 1 or 2 Wire Braid



Pressure Wash 5000

Color	Hose I.D.		Hose O.D.		Max. W.P.		Vac.	MBR	Wt. Per ft	Length	Std. Pack	Pkg Code	Gates Item No.
	(in)	(mm)	(in)	(mm)	(psi)	(Bar)	(In. Hg)	(in)	(Lbs.)	(ft)			
Black	3/8	9.5	.74	18.8	5000	350	30.0	2.5	.35	300	REEL	S	4657-2407
Black	3/8	9.5	.74	18.8	5000	350	30.0	2.5	.35	1000	REEL	S	4657-2406
Black	1/2	12.7	.86	21.8	5000	350	30.0	3.5	.39	300	REEL	S	4657-9387
Black	1/2	12.7	.86	21.8	5000	350	30.0	3.5	.39	1000	REEL	S	4657-9388
Black	1/2	12.7	.86	21.8	5000	350	30.0	3.5	.25	2250	BALE	S	4657-9542
Blue	3/8	9.5	.74	18.8	5000	350	30.0	2.5	.35	300	REEL	S	4657-2429
Blue	1/2	12.7	.86	21.8	5000	350	30.0	3.5	.25	300	REEL	S	4657-9480
Blue	1/2	12.7	.86	21.8	5000	350	30.0	3.5	.25	1000	REEL	S	4657-9479
Blue	1/2	12.7	.86	21.8	5000	350	30.0	3.5	.25	2250	BALE	S	4657-9543
Gray	3/8	9.5	.74	18.8	5000	350	30.0	2.5	.35	300	REEL	S	4657-2430
Gray	1/2	12.7	.86	21.8	5000	350	30.0	3.5	.25	300	REEL	S	4657-9482
Gray	1/2	12.7	.86	21.8	5000	350	30.0	3.5	.25	1000	REEL	S	4657-9481
Yellow	3/8	9.5	.74	18.8	5000	350	30.0	2.5	.35	300	REEL	S	4657-2431
Yellow	1/2	12.7	.86	21.8	5000	350	30.0	3.5	.25	300	REEL	S	4657-9484
Yellow	1/2	12.7	.86	21.8	5000	350	30.0	3.5	.25	1000	REEL	S	4657-9483

Pressure Wash 5000 - Cut Lengths

Color	Hose I.D.		Hose O.D.		Max. W.P.		Vac.	MBR	Wt. Per ea	Length	Std. Pack	Pkg Code	Gates Item No.
	(in)	(mm)	(in)	(mm)	(psi)	(Bar)	(In. Hg)	(in)	(Lbs.)	(ea)			
Black	3/8	9.5	.74	18.8	5000	350	30.0	2.5	17.92	50	CTN	T	4657-2472

RECOMMENDED FOR: Hot and cold water high-pressure cleaning equipment used in commercial and industrial cleaning, food processing, sanitation, and car wash applications where heavy-duty service is required. Specially compounded cover to handle harsh environments.

CAUTION: Not recommended for steam service. Use bend restrictors to extend service life.

TEMPERATURE: -40°F to +250°F (-40°C to +121°C). Meets 300°F (150°C) intermittent per EN1829-2. Increased operating temperatures will reduce hose assembly service life.

CONSTRUCTION:
Tube: [Type C \(Nitrile\), Black.](#)
Reinforcement: Braided, steel wire.
Cover: [Type C2 \(Modified Nitrile\), Non-marking except for black. Abrasion-resistant, Ozone-resistant, MSHA-flame resistant.](#)

COUPLINGS: [74](#) Gates MegaCrimp™ and [90](#) Pro™ Series couplings. Reference the Hose Coupling Section.

STANDARDS: Meets MSHA Flame-resistant. Exceeds EN1829-2.



Clean Master™ Pressure Wash 6000

Formerly - PowerClean™ 1 or 2 Wire Braid



Pressure Wash 6000

Color	Hose I.D.		Hose O.D.		Max. W.P.		Vac.	MBR	Wt. Per ft	Length	Std. Pack	Pkg Code	Gates Item No.
	(in)	(mm)	(in)	(mm)	(psi)	(Bar)	(In. Hg)	(in)	(Lbs.)	(ft)			
Black	1/4	6.4	.59	15.0	6000	420	30.0	2.0	.25	300	REEL	S	4657-2410
Black	1/4	6.4	.59	15.0	6000	420	30.0	2.0	.25	1000	REEL	S	4657-9485
Black	1/4	6.4	.59	15.0	6000	420	30.0	2.0	.22	4000	BALE	S	4657-9544
Black	3/8	9.5	.74	18.8	6000	420	30.0	2.5	.32	300	REEL	S	4657-9385
Black	3/8	9.5	.74	18.8	6000	420	30.0	2.5	.33	1000	REEL	S	4657-9386
Black	3/8	9.5	.74	18.8	6000	420	30.0	2.5	.31	2400	BALE	S	4657-9545
Blue	3/8	9.5	.74	18.8	6000	420	30.0	2.5	.32	300	REEL	S	4657-9487
Blue	3/8	9.5	.74	18.8	6000	420	30.0	2.5	.32	1000	REEL	S	4657-9486
Blue	3/8	9.5	.74	18.8	6000	420	30.0	2.5	.32	2400	BALE	S	4657-9546
Gray	3/8	9.5	.74	18.8	6000	420	30.0	2.5	.32	300	REEL	S	4657-9491
Gray	3/8	9.5	.74	18.8	6000	420	30.0	2.5	.32	1000	REEL	S	4657-9490
Gray	3/8	9.5	.74	18.8	6000	420	30.0	2.5	.32	2400	BALE	S	4657-9547
Yellow	3/8	9.5	.74	18.8	6000	420	30.0	2.5	.31	300	REEL	S	4657-9493
Yellow	3/8	9.5	.74	18.8	6000	420	30.0	2.5	.31	1000	REEL	S	4657-9492

Pressure Wash 6000 - Cut Lengths

Color	Hose I.D.		Hose O.D.		Max. W.P.		Vac.	MBR	Wt. Per ea	Length	Std. Pack	Pkg Code	Gates Item No.
	(in)	(mm)	(in)	(mm)	(psi)	(Bar)	(In. Hg)	(in)	(Lbs.)	(ea)			
Black	3/8	9.5	.74	18.8	6000	420	30.0	2.5	15.74	50	CTN	T	4657-9422
Black	3/8	9.5	.74	18.8	6000	420	30.0	2.5	32.30	100	CTN	T	4657-9421
Blue	3/8	9.5	.74	18.8	6000	420	30.0	2.5	15.74	50	CTN	T	4657-9488
Blue	3/8	9.5	.74	18.8	6000	420	30.0	2.5	32.30	100	CTN	T	4657-9489
Gray	3/8	9.5	.74	18.8	6000	420	30.0	2.5	16.00	50	CTN	T	4656-0226
Gray	3/8	9.5	.74	18.8	6000	420	30.0	2.5	32.00	100	CTN	T	4656-0227

RECOMMENDED FOR: Hot and cold water high-pressure cleaning equipment used in commercial and industrial cleaning, food processing, sanitation, and car wash applications where heavy-duty service is required. Specially compounded cover to handle harsh environments.

CAUTION: Not recommended for steam service. Use bend restrictors to extend service life.

TEMPERATURE: -40°F to +250°F (-40°C to +121°C). Meets 300°F (150°C) intermittent per EN1829-2. Increased operating temperatures will reduce hose assembly service life.

CONSTRUCTION: Tube: [Type C \(Nitrile\), Black](#).
 Reinforcement: Braided, steel wire.
 Cover: [Type C2 \(Modified Nitrile\), Non-marking except for black, Abrasion-resistant, Ozone-resistant, MSHA-flame resistant](#).

COUPLINGS: 74 Gates MegaCrimp™ and 90 Pro™ Series couplings. Reference the Hose Coupling Section.

STANDARDS: Meets MSHA Flame-resistant. Exceeds EN1829-2.

AGRICULTURE
AIR BREATHING
AIR DUCT
AIR AND MULTI-PURPOSE
CHEMICAL
FOOD AND BEVERAGE
ENGINE AND MARINE
MATERIAL HANDLING
MINING
OILFIELD
PETROLEUM
PRESSURE WASH AND WASHDOWN
STEAM
WATER
CLAMPS
COUPLINGS AND FERRULES
HOSE FINDER
CHEMICAL RESISTANCE TABLE



Clean Master™ Pressure Wash Assemblies



AGRICULTURE
AIR BREATHING
AIR DUCT
AIR AND MULTI-PURPOSE
CHEMICAL
FOOD AND BEVERAGE
ENGINE AND MARINE
MATERIAL HANDLING
MINING
OILFIELD
PETROLEUM
PRESSURE WASH AND WASHDOWN
STEAM
WATER
CLAMPS
COUPLINGS AND FERRULES
HOSE FINDER
CHEMICAL RESISTANCE TABLE

Pressure Wash 4000

Color	Hose I.D.		Hose O.D.		Max. W.P.		Vac.	MBR	Wt. Per ea	Length	Std. Pack	Pkg Code	Gates Item No.
	(in)	(mm)	(in)	(mm)	(psi)	(Bar)							
Black	3/8	9.5	.67	17.0	4000	280	30.0	2.5	11.00	50	ASSY	T	3604-0922
Black	3/8	9.5	.67	17.0	4000	280	30.0	2.5	20.00	100	ASSY	T	3604-0923
Blue	3/8	9.5	.67	17.0	4000	280	30.0	2.5	11.00	50	ASSY	T	3604-0926
Blue	3/8	9.5	.67	17.0	4000	280	30.0	2.5	20.00	100	ASSY	T	3604-0920
Gray	3/8	9.5	.67	17.0	4000	280	30.0	2.5	11.00	50	ASSY	T	3604-0924
Gray	3/8	9.5	.67	17.0	4000	280	30.0	2.5	20.00	100	ASSY	T	3604-0925
Yellow	3/8	9.5	.67	17.0	4000	280	30.0	2.5	11.00	50	ASSY	T	3604-0927
Yellow	3/8	9.5	.67	17.0	4000	280	30.0	2.5	20.00	100	ASSY	T	3604-0928

Pressure Wash 6000

Color	Hose I.D.		Hose O.D.		Max. W.P.		Vac.	MBR	Wt. Per ea	Length	Std. Pack	Pkg Code	Gates Item No.
	(in)	(mm)	(in)	(mm)	(psi)	(Bar)							
Black	3/8	9.5	.74	18.8	6000	420	30.0	2.5	18.00	50	ASSY	T	3604-0929
Black	3/8	9.5	.74	18.8	6000	420	30.0	2.5	34.00	100	ASSY	T	3604-0930
Blue	3/8	9.5	.74	18.8	6000	420	30.0	2.5	18.00	50	ASSY	T	3604-0932
Blue	3/8	9.5	.74	18.8	6000	420	30.0	2.5	34.00	100	ASSY	T	3604-0933
Gray	3/8	9.5	.74	18.8	6000	420	30.0	2.5	18.00	50	ASSY	T	3604-0931
Gray	3/8	9.5	.74	18.8	6000	420	30.0	2.5	34.00	100	ASSY	T	3604-0921
Yellow	3/8	9.5	.74	18.8	6000	420	30.0	2.5	18.00	50	ASSY	T	3604-0934
Yellow	3/8	9.5	.74	18.8	6000	420	30.0	2.5	34.00	100	ASSY	T	3604-0935

RECOMMENDED FOR: Hot and cold water high-pressure cleaning equipment used in commercial and industrial cleaning, food processing, sanitation, and car wash applications where heavy-duty service is required. Specially compounded cover to handle harsh environments.

CAUTION: Not recommended for steam service.

TEMPERATURE: -40°F to +250°F (-40°C to +121°C). Meets 300°F (150°C) intermittent per EN1829-2. Increased operating temperatures will reduce hose assembly service life.

CONSTRUCTION: **Tube:** [Type C \(Nitrile\), Black.](#)
Reinforcement: Braided, steel wire.
Cover: [Type C2 \(Modified Nitrile\), Non-marking except for black. Abrasion-resistant, Ozone-resistant, MSHA-flame resistant.](#)

COUPLINGS: Gates permanent couplings (3/8" Male NPT x 3/8" Male NPT swivel with bend restrictors applied on each end).

STANDARDS: Meets MSHA Flame-resistant. Exceeds EN1829-2.



Clean Master™ Washdown 1000
Formerly - Cyclone™



Color	Hose I.D.		Hose O.D.		Max. W.P.	Vac.	MBR	Wt. Per ft	Length	Std. Pack	Pkg Code	Gates Item No.	
	(in)	(mm)	(in)	(mm)									(psi)
Blue	3/8	9.5	.73	18.5	1000	68.9	30.0	4.0	.19	500-750	REEL	UU	3217-0654
Blue	1/2	12.7	.94	23.9	1000	68.9	30.0	5.0	.31	500-750	REEL	UU	3217-0659
Blue	3/4	19.1	1.20	30.5	1000	68.9	30.0	6.0	.38	500-750	REEL	UU	3217-5017
Red	3/4	19.1	1.20	30.5	1000	68.9	30.0	6.0	.45	100	BULK	T	3217-5016
Red	3/4	19.1	1.20	30.5	1000	68.9	30.0	6.0	.44	500-750	REEL	UU	3217-0658
Yellow	3/8	9.5	.73	18.5	1000	68.9	30.0	4.0	.18	100	BULK	T	3217-0584
Yellow	3/8	9.5	.73	18.5	1000	68.9	30.0	4.0	.18	625	REEL	BB	3217-0585
Yellow	1/2	12.7	.94	23.9	1000	68.9	30.0	5.0	.29	100	BULK	T	3217-0587
Yellow	1/2	12.7	.94	23.9	1000	68.9	30.0	5.0	.29	625	REEL	BB	3217-0586
Yellow	3/4	19.1	1.20	30.5	1000	68.9	30.0	6.0	.41	625	REEL	BB	3217-0588

RECOMMENDED FOR: High-pressure washer operations using mild detergents; ideal for meat, poultry and other food processing plants. Cover is resistant to weather, oil, animal fat, abrasion and heat encountered in food plant cleaning applications.

CAUTION: Air service working pressure is 300 psi for all sizes.

TEMPERATURE: -40°F to +212°F (-40°C to +100°C) continuous washdown service.

CONSTRUCTION: **Tube:** [Type C2 \(Modified Nitrile\). Black.](#)
Reinforcement: Braided, synthetic textile.
Cover: [Type C2 \(Modified Nitrile\). All colors non-marking.](#)
Design Factor: 4:1

COUPLINGS: [75](#) Gates GLX™. Reference the Hose Coupling Section.

AGRICULTURE
AIR BREATHING
AIR DUCT
AIR AND MULTI-PURPOSE
CHEMICAL
FOOD AND BEVERAGE
ENGINE AND MARINE
MATERIAL HANDLING
MINING
OILFIELD
PETROLEUM
PRESSURE WASH AND WASHDOWN
STEAM
WATER
CLAMPS
COUPLINGS AND FERRULES
HOSE FINDER
CHEMICAL RESISTANCE TABLE



Clean Master™ Washdown 150-200

Formerly - Creamery/Paper Mill Washdown



Without Nozzle

Color	Hose I.D.		Hose O.D.		Max. W.P.		Vac.	MBR	Wt. Per ft	Length	Std. Pack	Pkg Code	Gates Item No.
	(in)	(mm)	(in)	(mm)	(psi)	(Bar)	(In. Hg)	(in)	(Lbs.)	(ft)			
White	1/2	12.7	.91	23.1	200	13.8	25.0	5.0	.28	700	REEL	FF	3213-0401
White	3/4	19.1	1.25	31.8	200	13.8	15.0	6.0	.49	50	CTN	T	3213-0413
White	3/4	19.1	1.25	31.8	200	13.8	15.0	6.0	.49	100	CTN	T	3213-0512
White	3/4	19.1	1.25	31.8	200	13.8	15.0	6.0	.49	350	REEL	KK	3213-0501
White	1	25.4	1.52	38.6	200	13.8	15.0	8.0	.65	50	CTN	T	3213-0416
White	1	25.4	1.52	38.6	200	13.8	15.0	8.0	.65	350	REEL	KK	3213-0415

Exact Length 500 Foot One Piece Reels

Color	Hose I.D.		Hose O.D.		Max. W.P.		Vac.	MBR	Wt. Per ft	Length	Std. Pack	Pkg Code	Gates Item No.
	(in)	(mm)	(in)	(mm)	(psi)	(Bar)	(In. Hg)	(in)	(Lbs.)	(ft)			
White	1/2	12.7	.91	23.1	200	13.8	25.0	5.0	.28	500	REEL	T	3213-0451
White	3/4	19.1	1.25	31.8	200	13.8	15.0	6.0	.51	500	REEL	T	3213-0551

With Nozzle

Color	Hose I.D.		Hose O.D.		Max. W.P.		Vac.	MBR	Wt. Per ea	Length	Std. Pack	Pkg Code	Gates Item No.
	(in)	(mm)	(in)	(mm)	(psi)	(Bar)	(In. Hg)	(in)	(Lbs.)	(ea)			
Gray	3/4	19.1	1.25	31.8	150	10.3	25.0	6.0	27.50	50	PLT	T	3213-0543
Gray	1	25.4	1.50	38.1	150	10.3	15.0	8.0	33.50	50	PLT	T	3213-0544
Gray	1 1/4	31.8	1.75	44.5	150	10.3	15.0	10.0	39.50	50	PLT	T	3213-0545

RECOMMENDED FOR: Cold and hot water up to +212°F (+100°C) where steam is injected into the water. Used for paper mill, food handling or processing plant washdown service requiring hose with a non-marking cover.

CAUTION: Not recommended for use with steam.

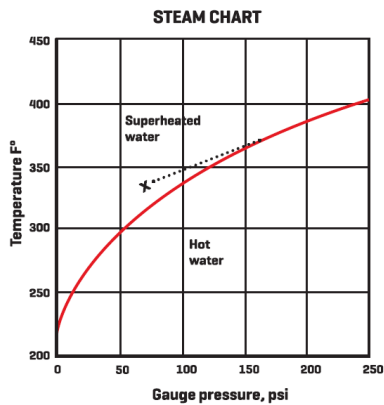
TEMPERATURE: -20°F to +180°F (-29°C to +82°C) continuous service. For nozzle only.
-40°F to +212°F (-40°C to +100°C) continuous service.

CONSTRUCTION: **Tube:** [Type D \(SBR\). Black. For nozzle only.](#)
[Type P \(EPDM\). Black.](#)
Reinforcement: Nozzled: Braided, synthetic textile; Without Nozzle: Synthetic textile.
Cover: [Type D \(Natural Rubber\). Gray with green stripe. For nozzle only.](#)
[Type P \(EPDM\). White. All sizes are perforated on plain end hose only.](#)
Design Factor: 4:1

COUPLINGS: **1, 14, 15** or **75** Gates GLX™ (For without nozzle only) or **82** Gates SS (for without nozzle only). Reference the Hose Coupling Section.

Steam and Its Effects on Hose

Water can exist in three different basic states – solid, liquid or gas – and there are three different conditions of the gas (steam). The pressure and temperature present dictates the particular condition of the water. These conditions are wet saturated steam or “wet steam”, dry saturated steam, and superheated steam or “dry steam”.



By way of explanation, refer to the steam chart. The heavy red line is the boiling point of water at various gauge pressures. Any point on this line represents saturated steam. Saturated steam may be completely free of unvaporized water particles, or it may carry such particles. In other words, saturated steam may be “dry” or “wet”. Any point below the line represents hot water – any point above the line represents superheated steam.

The dotted line shows the process of saturated steam being transformed into superheated steam. If a steam line is at a pressure of 150 psi and a temperature of 366°F, it contains saturated steam. If the pressure is substantially reduced by the expansion of the steam (such as the sudden opening of a valve or the steam passing into a larger pipe or hose), the condition of the steam follows the dotted line to some point X in the superheated steam area. This condition may not last very long, but the superheated steam tends to deteriorate the tube stock in ordinary steam hose intended for use with saturated steam. This usually results in hose failure.

Steam Hose

Maintenance

Steam hose failure can cause SERIOUS injury. Therefore, it is extremely important to properly select and maintain steam hose.

Rules to Remember

Rule	Reason
Steam hose should be used to transfer ONLY steam! Never use it to transport other materials.	The hose is specially designed to handle steam. Materials other than steam could damage the tube.
Couple steam hose to a length of pipe to separate the hose from the steam source.	Constant high heat can shorten the life of a steam hose.
Always have an accurate pressure gauge and positive shutoff valve installed between the steam source and the hose.	A surge in the hose could cause a failure and injury.
Operators should always wear protective clothing, which includes face or eye protection, heavy-duty clothing, gloves and boots.	This provides protection from flying particles and liquids.
Operators should NEVER open a steam valve when the hose is lying free.	The sudden surge in pressure can cause the hose to whip, which could cause injury or damage.
ALWAYS drain steam hose when not in use.	Water remaining in the hose may be absorbed by the tube. When the hose is then reheated and still under low pressure, the absorbed water may change to steam and “popcorn” or expand and explode the tube. Popcorn can weaken and destroy a hose.

AGRICULTURE
AIR BREATHING
AIR DUCT
AIR AND MULTI-PURPOSE
CHEMICAL
FOOD AND BEVERAGE
ENGINE AND MARINE
MATERIAL HANDLING
MINING
OILFIELD
PETROLEUM
PRESSURE WASH AND WASHDOWN
STEAM
WATER
CLAMPS
COUPLINGS AND FERRULES
HOSE FINDER
CHEMICAL RESISTANCE TABLE

How to Select the Correct Steam Hose Assembly

AGRICULTURE
AIR BREATHING
AIR DUCT
AIR AND MULTI-PURPOSE
CHEMICAL
FOOD AND BEVERAGE
ENGINE AND MARINE
MATERIAL HANDLING
MINING
OILFIELD
PETROLEUM
PRESSURE WASH AND WASHDOWN
STEAM
WATER
CLAMPS
COUPLINGS AND FERRULES
HOSE FINDER
CHEMICAL RESISTANCE TABLE

Determine required hose size

The hose size required is usually fixed by size of fittings or pipe to which the hose is to be connected. It is important that you do not select a hose with an inside diameter larger than the diameter of the preceding pipe.

Find actual rated working pressure and temperature

Take pressure and temperature readings just ahead of the hose connections.

Determine length required

Length require is almost always dictated by the application.

Determine condition of steam (saturated or superheated)

Locate the actual rated working pressure and temperature on the steam chart. Any point on the heavy line is saturated steam.

Select the correct hose

From the table below, select the hose that fulfills the requirements of both the condition of the steam and the rated working pressure.

Maintenance and inspection

For proper maintenance and inspection of interlocking and permanently crimped steam hose assemblies, refer to ARPM IP-11-1.

Select couplings required

Gates recommends interlocking* and permanently crimped types of couplings for steam hose applications. These are identified as:

- Interlocking, ground joint
- Interlocking, washer joint
- Permanently crimped

*Remember to retighten bolts on a regular basis.



CAUTION!

- When electrical continuity is required, ground the wire braid in the hose to couplings with aluminum, copper or stainless-steel staples.
- Steam can be dangerous material. Play it safe – stay within the limits of published recommendations.
- Do not alternate between steam and water.

Steam Hose Table

Hose Type	Recommended Service		
	Rated Working Pressure (psi)	Working Temperature (°F)	Type of Steam
Plant Master™ Steam Plus	250	450	Saturated or superheated
Plant Master™ Steam	250	450	Saturated or superheated

Properties of Saturated Steam

(Abridged from Handbook of Chemistry and Physics – 39th Edition)

Gauge Pressure (psi) -vs- Temperature of Saturated Steam (°F) *

(psi)	(°F)	(psi)	(°F)	(psi)	(°F)	(psi)	(°F)
10	239	85	328	150	366	215	394
25	267	90	331	155	368	220	395
30	274	95	335	160	371	225	397
35	281	100	338	165	373	230	399
40	287	105	341	170	375	235	401
45	292	110	344	175	377	240	403
50	298	115	347	180	380	245	404
55	303	120	350	185	382	250	406
60	307	125	353	190	384	255	408
65	312	130	356	195	386	260	409
70	316	135	358	200	388	265	411
75	320	140	361	205	390	270	413
80	324	145	363	210	392	275	414

*Based on an atmosphere pressure of 14.7 psi.

Due to continual product improvements, Gates reserves the right to alter specs without prior notice.



Plant Master™ Steam 250
Formerly - 205MB Steam King™



Wrapped Cover

Color	Hose I.D.	⊖	Hose O.D.	⊖	Max. W.P.	⊖	Vac.	MBR	Wt. Per ft	Length	Std. Pack	Pkg Code	Gates Item No.
	(in)	(mm)	(in)	(mm)	(psi)	(Bar)	(In. Hg)	(in)	(Lbs.)	(ft)			
Black	1/2	12.7	1.02	25.9	250	17.2	20.0	7.0	.44	500	REEL	T	3605-5008
Black	3/4	19.1	1.27	32.3	250	17.2	20.0	9.0	.57	50	BULK	100	3605-0901
Black	3/4	19.1	1.27	32.3	250	17.2	20.0	9.0	.53	50	BULK	1000	3605-5014
Black	1	25.4	1.52	38.6	250	17.2	20.0	11.0	.70	50	BULK	200	3605-0665
Black	1	25.4	1.52	38.6	250	17.2	20.0	11.0	.70	50	BULK	600	3605-0669
Black	1	25.4	1.52	38.6	250	17.2	20.0	11.0	.71	100	CTN	T	3605-5013
Black	1	25.4	1.52	38.6	250	17.2	20.0	11.0	.71	500	REEL	T	3605-5009
Black	1 1/4	31.8	1.81	46.0	250	17.2	20.0	16.0	.90	50	CTN	T	3605-0671
Black	1 1/2	38.1	2.14	54.4	250	17.2	10.0	20.0	1.36	25	CTN	T	3605-0675
Black	1 1/2	38.1	2.14	54.4	250	17.2	10.0	20.0	1.21	50	CTN	T	3605-0676
Black	2	50.8	2.66	67.6	250	17.2	10.0	25.0	1.57	50	CTN	T	3605-0681

Assemblies - Wrapped Cover

Color	Hose I.D.	⊖	Hose O.D.	⊖	Max. W.P.	⊖	Vac.	MBR	Wt. Per ea	Length	Std. Pack	Pkg Code	Gates Item No.
	(in)	(mm)	(in)	(mm)	(psi)	(Bar)	(In. Hg)	(in)	(Lbs.)	(ea)			
Black	3/4	19.1	1.27	32.3	250	17.2	20.0	9.0	31.90	50 ft. F/F	ASSY	T	3605-0736
Black	3/4	19.1	1.27	32.3	250	17.2	20.0	9.0	30.90	50 ft. F/M	ASSY	T	3605-0737
Black	3/4	19.1	1.27	32.3	250	17.2	20.0	9.0	29.90	50 ft. M/M	ASSY	T	3605-0738

RECOMMENDED FOR: All types of steam – saturated and superheated – up to 250 PSI and +450°F (+232°C).

CAUTION: Do not alternate use between steam and water. When electrical continuity is required, ground the wire braid in the hose to couplings with aluminum, copper or stainless steel staples.

TEMPERATURE: -40°F to +450°F (-40°C to +232°C) continuous service.

CONSTRUCTION: **Tube:** [Type P2 \(EPDM\). Black.](#)
Reinforcement: Braided, steel wire.
Cover: [Type P2 \(EPDM\). Black with red stripe. All sizes are perforated.](#)
Design Factor: 10:1

COUPLINGS: [14](#), [15](#) or [76](#) only. Reference the Hose Coupling Section.

AGRICULTURE
AIR BREATHING
AIR DUCT
AIR AND MULTI-PURPOSE
CHEMICAL
FOOD AND BEVERAGE
ENGINE AND MARINE
MATERIAL HANDLING
MINING
OILFIELD
PETROLEUM
PRESSURE WASH AND WASHDOWN
STEAM
WATER
CLAMPS
COUPLINGS AND FERRULES
HOSE FINDER
CHEMICAL RESISTANCE TABLE

Plant Master™ Steam Plus 250
Formerly - 232MB Steam Queen™



Wrapped Cover

	Color	Hose I.D.		Hose O.D.		Max. W.P.		Vac.	MBR	Wt. Per ft	Length	Std. Pack	Pkg Code	Gates Item No.
		(in)	(mm)	(in)	(mm)	(psi)	(Bar)							
AGRICULTURE	Red	3/8	9.5	.80	20.3	250	17.2	30.0	4.0	.32	50	CTN	T	3602-1051
	Red	3/8	9.5	.80	20.3	250	17.2	30.0	4.0	.30	250	REEL	LL	3602-1061
	Red	1/2	12.7	1.02	25.9	250	17.2	25.0	7.0	.45	50	CTN	T	3602-1052
CHEMICAL	Red	1/2	12.7	1.02	25.9	250	17.2	25.0	7.0	.45	250	REEL	LL	3602-1062
	Red	3/4	19.1	1.27	32.3	250	17.2	20.0	9.0	.60	50	CTN	T	3602-1055
	Red	3/4	19.1	1.27	32.3	250	17.2	20.0	9.0	.64	100	CTN	T	3602-1162
FOOD AND BEVERAGE	Red	3/4	19.1	1.27	32.3	250	17.2	20.0	9.0	.60	250	REEL	LL	3602-1065
	Red	1	25.4	1.52	38.6	250	17.2	20.0	11.0	.73	50	CTN	T	3602-1057
	Red	1 1/4	31.8	1.81	46.0	250	17.2	20.0	16.0	1.04	50	CTN	T	3602-1058
ENGINE AND MARINE	Red	1 1/2	38.1	2.18	55.4	250	17.2	10.0	20.0	1.24	50	CTN	T	3602-1059
	Red	2	50.8	2.66	67.6	250	17.2	10.0	25.0	.16	25-29	CTN	T	3602-2127
	Red	2	50.8	2.66	67.6	250	17.2	10.0	25.0	.16	30-34	CTN	T	3602-2128
MATERIAL HANDLING	Red	2	50.8	2.66	67.6	250	17.2	10.0	25.0	.16	35-39	CTN	T	3602-2129
	Red	2	50.8	2.66	67.6	250	17.2	10.0	25.0	.16	40-44	CTN	T	3602-2130
	Red	2	50.8	2.66	67.6	250	17.2	10.0	25.0	.16	45-49	CTN	T	3602-2131
	Red	2	50.8	2.66	67.6	250	17.2	10.0	25.0	1.80	50	CTN	T	3602-1060

Assemblies - Wrapped Cover

	Color	Hose I.D.		Hose O.D.		Max. W.P.		Vac.	MBR	Wt. Per ea	Length	Std. Pack	Pkg Code	Gates Item No.
		(in)	(mm)	(in)	(mm)	(psi)	(Bar)							
MINING	Red	3/4	19.1	1.27	32.3	250	17.2	20.0	9.0	33.40	50 ft. F/F	ASSY	T	3602-0002
	Red	3/4	19.1	1.27	32.3	250	17.2	20.0	9.0	31.40	50 ft. M/M	ASSY	T	3602-0004

RECOMMENDED FOR: All types of steam – saturated and superheated – up to 250 PSI and +450°F (+232°C). Special compound cover for use in refineries and processing plants.

CAUTION: Do not alternate use between steam and water. When electrical continuity is required, ground the wire braid in the hose to couplings with aluminum, copper or stainless steel staples.

TEMPERATURE: -40°F to +450°F (-40°C to +232°C) continuous service.

CONSTRUCTION: **Tube:** [Type P2 \(EPDM\), Black.](#)
Reinforcement: Braided, steel wire.
Cover: [Type B1 \(Special compound designed to withstand heat and oil\). Wrapped red cover with black and yellow stripe. All sizes are perforated.](#)

Design Factor: 10:1

COUPLINGS: [14](#), [15](#) or [76](#) only. Reference the Hose Coupling Section.

AGRICULTURE
AIR BREATHING
AIR DUCT
AIR AND MULTI-PURPOSE
CHEMICAL
FOOD AND BEVERAGE
ENGINE AND MARINE
MATERIAL HANDLING
MINING
OILFIELD
PETROLEUM
PRESSURE WASH AND WASHDOWN
STEAM
WATER
CLAMPS
COUPLINGS AND FERRULES
HOSE FINDER
CHEMICAL RESISTANCE TABLE



Water Master™ Slurry 150D AR
Formerly - Steelhead™



Color	Hose I.D.		Hose O.D.		Max. W.P.		Vac.	MBR	Wt. Per ft	Length	Std. Pack	Pkg Code	Gates Item No.
	(in)	(mm)	(in)	(mm)	(psi)	(Bar)	(In. Hg)	(in)	(Lbs.)	(ft)			
Black	1 1/2	38.1	1.98	50.3	150	10.3	—	12.0	.70	100	PLT	T	3135-2651
Black	1 5/8	41.3	2.10	53.3	150	10.3	—	15.0	.74	100	PLT	T	3135-2652
Black	1 7/8	47.6	2.35	59.7	150	10.3	—	15.0	.88	100	PLT	T	3135-2653
Black	2	50.8	2.48	63.0	150	10.3	—	20.0	.93	100	PLT	T	3135-2654
Black	2 1/2	63.5	2.99	75.9	150	10.3	—	25.0	1.14	100	PLT	T	3135-2655
Black	3	76.2	3.49	88.6	150	10.3	—	36.0	1.37	100	PLT	T	3135-2656
Black	3	76.2	3.49	88.6	150	10.3	—	36.0	1.37	200	PLT	T	3135-2661
Black	3 1/2	88.9	3.99	101.3	150	10.3	—	42.0	1.60	100	PLT	T	3135-2657
Black	4	101.6	4.49	114.0	150	10.3	—	48.0	1.85	100	PLT	T	3135-2658
Black	4 1/2	114.3	5.01	127.3	150	10.3	—	54.0	2.16	100	PLT	T	3135-2659
Black	6	152.4	6.51	165.4	150	10.3	—	72.0	2.84	100	PLT	T	3135-2660

RECOMMENDED FOR: Water and slurry discharge in heavy-duty industrial applications where abrasion-resistance is necessary.

TEMPERATURE: -40°F to +150°F (-40°C to +66°C) continuous service.


CONSTRUCTION: **Tube:** [Type D \(SBR\), Black](#).
Reinforcement: Multiple plies, synthetic textile.
Cover: [Type D \(SBR\), Black with blue stripe, Abrasion-resistant](#).
Design Factor: 3:1

COUPLINGS: [1](#), [3](#), [5](#), [7](#), [49](#) or [78](#). Reference the Hose Coupling Section.

AGRICULTURE
AIR BREATHING
AIR DUCT
AIR AND MULTI-PURPOSE
CHEMICAL
FOOD AND BEVERAGE
ENGINE AND MARINE
MATERIAL HANDLING
MINING
OILFIELD
PETROLEUM
PRESSURE WASH AND WASHDOWN
STEAM
WATER
CLAMPS
COUPLINGS AND FERRULES
HOSE FINDER
CHEMICAL RESISTANCE TABLE



Water Master™ PVC (60-110) SD



- AGRICULTURE
- AIR BREATHING
- AIR DUCT
- AIR AND MULTI-PURPOSE
- CHEMICAL
- FOOD AND BEVERAGE
- ENGINE AND MARINE
- MATERIAL HANDLING
- MINING
- OILFIELD
- PETROLEUM
- PRESSURE WASH AND WASHDOWN
- STEAM
- WATER
- CLAMPS
- COUPLINGS AND FERRULES
- HOSE FINDER
- CHEMICAL RESISTANCE TABLE

Color	Hose I.D.		Hose O.D.		Max. W.P.*		Vac.*	MBR	Wt. Per ft	Length	Std. Pack	Pkg Code	Gates Item No.
	(in)	(mm)	(in)	(mm)	(psi)	(Bar)	(In. Hg)	(in)	(Lbs.)	(ft)			
Orange	1 1/2	38.1	2.03	51.6	110	7.6	28.0	2.5	.47	100	PLT	T	7744-1504
Orange	2	50.8	2.60	66.0	100	6.9	28.0	4.0	.70	100	PLT	T	7744-1505
Orange	3	76.2	3.70	94.0	100	6.9	28.0	6.3	1.13	100	PLT	T	7744-1506
Orange	4	101.6	4.78	121.4	75	5.2	28.0	7.1	1.74	100	PLT	T	7744-1507
Orange	5	127.0	6.04	153.4	70	4.8	28.0	9.2	2.90	100	PLT	T	7744-1508
Orange	6	152.4	7.17	182.1	70	4.8	28.0	10.2	3.88	20	PLT	T	7744-1509
Orange	6	152.4	7.17	182.1	70	4.8	28.0	10.2	3.88	100	PLT	T	7744-1510
Orange	8	203.2	9.34	237.2	60	4.1	28.0	15.7	5.54	20	STRT	T	7744-1511

NOTE: * Working Pressure and Vacuum at +72°F (+22°C).

RECOMMENDED FOR: Heavy-duty PVC suction and discharge hose designed for applications requiring combined vacuum and higher working pressures. Excellent for use as a fish suction hose and for rental/construction pumping. Clear sidewall allows for easy inspection of material flow and external helix provides for easy drag.

TEMPERATURE: -13°F to +140°F (-25°C to +60°C) continuous service.

CONSTRUCTION:
Tube: [Type G \(Clear PVC\). With polyester braid.](#)
Reinforcement: Braided, synthetic textile, rigid thermoplastic helix.
Cover: [Type G \(Clear\). With rigid orange helix.](#)

COUPLINGS: [1](#), [6](#), [7](#), [49](#), [78](#) or [84](#). Reference the Hose Coupling Section.



Water Master™ PVC Layflat (45-75) D

Formerly - Master-Flex™ 500



Color	Hose I.D.		Hose O.D.		Max. W.P.*		Vac.*	MBR	Wt. Per ft	Length	Std. Pack	Pkg Code	Gates Item No.
	(in)	(mm)	(in)	(mm)	(psi)	(Bar)	(In. Hg)	(in)	(Lbs.)	(ft)			
Blue	1 1/2	38.1	1.67	42.4	75	5.2	—	—	.17	300	PLT	T	7744-1001
Blue	2	50.8	2.16	54.9	65	4.5	—	—	.21	300	PLT	T	7744-1002
Blue	2 1/2	63.5	2.55	64.8	60	4.1	—	—	.28	300	PLT	T	7744-1003
Blue	3	76.2	3.17	80.5	60	4.1	—	—	.39	300	PLT	T	7744-1004
Blue	4	101.6	4.20	106.7	60	4.1	—	—	.53	300	PLT	T	7744-1005
Blue	6	152.4	6.20	157.5	45	3.1	—	—	.88	300	PLT	T	7744-1006
Blue	8	203.2	8.16	207.3	45	3.1	—	—	1.27	300	PLT	T	7744-1007

NOTE: * Working Pressure and Vacuum at +72°F (+22°C).

RECOMMENDED FOR: General lay flat water discharge service. Excellent for job sites in construction, irrigation and areas where a lightweight, flexible hose is required.

TEMPERATURE: +25°F to +120°F (-4°C to +49°C) continuous service.

CONSTRUCTION: **Tube:** [Type G \(PVC\). Blue with yellow identification.](#)
Reinforcement: Spiral, synthetic textile, longitudinal synthetic yarn.
Cover: [Type G \(PVC\). Blue. Smooth.](#)
Design Factor: 3:1

COUPLINGS: [5](#), [6](#), [7](#) or [49](#). One band for 1 1/2". Two bands for 2" I.D. and larger. Reference the Hose Coupling Section.

AGRICULTURE
AIR BREATHING
AIR DUCT
AIR AND MULTI-PURPOSE
CHEMICAL
FOOD AND BEVERAGE
ENGINE AND MARINE
MATERIAL HANDLING
MINING
OILFIELD
PETROLEUM
PRESSURE WASH AND WASHDOWN
STEAM
WATER
CLAMPS
COUPLINGS AND FERRULES
HOSE FINDER
CHEMICAL RESISTANCE TABLE



Water Master™ Plus PVC Layflat (100-150) D



- AGRICULTURE
- AIR BREATHING
- AIR DUCT
- AIR AND MULTI-PURPOSE
- CHEMICAL
- FOOD AND BEVERAGE
- ENGINE AND MARINE
- MATERIAL HANDLING
- MINING
- OILFIELD
- PETROLEUM
- PRESSURE WASH AND WASHDOWN
- STEAM
- WATER
- CLAMPS
- COUPLINGS AND FERRULES
- HOSE FINDER
- CHEMICAL RESISTANCE TABLE

Color	Hose I.D.		Hose O.D.		Max. W.P.*		Vac.*	MBR	Wt. Per ft	Length	Std. Pack	Pkg Code	Gates Item No.
	(in)	(mm)	(in)	(mm)	(psi)	(Bar)	(In. Hg)	(in)	(Lbs.)	(ft)			
Red	1 1/2	38.1	1.71	43.4	150	10.3	—	—	.23	300	PLT	T	7744-1538
Red	2	50.8	2.24	56.9	150	10.3	—	—	.36	300	PLT	T	7744-1539
Red	2 1/2	63.5	2.79	70.9	150	10.3	—	—	.41	300	PLT	T	7744-1540
Red	3	76.2	3.29	83.6	125	8.6	—	—	.46	300	PLT	T	7744-1541
Red	4	101.6	4.32	109.7	100	6.9	—	—	.73	300	PLT	T	7744-1542
Red	6	152.4	6.40	162.6	100	6.9	—	—	1.18	300	PLT	T	7744-1543

NOTE: * Working Pressure and Vacuum at +72°F (+22°C).

RECOMMENDED FOR: For medium-duty discharge applications in mining, construction, industrial, agriculture and marine service. Limited oil and chemical application.

TEMPERATURE: -10°F to +150°F (-23°C to +66°C) continuous service.

CONSTRUCTION:
Tube: [Type G \(PVC\), Black.](#)
Reinforcement: Spiral, synthetic textile, longitudinal synthetic yarn.
Cover: [Type G \(PVC\), Red.](#)
Design Factor: 3:1

COUPLINGS: [5](#), [6](#), [7](#), [49](#) or [84](#). Reference the Hose Coupling Section.



Stainless Steel Clamps



Clamp Size	Hose I.D. Min	Hose I.D. Max	Clamping Range Min	Clamping Range Max	Std. Pack	Pkg Code	Gates Item No.
	(in)	(in)	(in)	(in)			
8	.3125	.5	.4375	1	BULK	10	7408-1008
10	.375	.625	.5	1.125	BULK	10	7408-1010
12	.625	.75	.5	1.25	BULK	10	7408-1012
16	.75	1	.75	1.5	BULK	10	7408-1016
20	1	1.25	.75	1.75	BULK	10	7408-1020
24	1.25	1.5	1	2	BULK	10	7408-1024
28	1.25	1.75	1.3125	2.25	BULK	10	7408-1028
32	1.5	2	1.5625	2.5	BULK	10	7408-1032
36	1.75	2.25	1.875	2.75	BULK	10	7408-1036
48	2.5	3	1.625	3.5	BULK	10	7408-1048
52	3	3.25	1.875	3.75	BULK	10	7408-1052
56	2	3.5	2.125	4	BULK	10	7408-1056
60	2.25	3.75	2.3125	4.25	BULK	10	7408-1060
64	2.25	4	2.625	4.5	BULK	10	7408-1064
72	3	4.5	3.5	5	BULK	10	7408-1072
104	5	6.5	5	7	BULK	10	7408-1104

RECOMMENDED FOR: Clamping all types of hose and tubing.

CONSTRUCTION: Clamps are constructed of 100% marine grade stainless steel. Bands have rounded edges to prevent cutting. Screws feature 305 grade stainless steel construction and deep slotted hex heads.

AGRICULTURE
AIR BREATHING
AIR DUCT
AIR AND MULTI-PURPOSE
CHEMICAL
FOOD AND BEVERAGE
ENGINE AND MARINE
MATERIAL HANDLING
MINING
OILFIELD
PETROLEUM
PRESSURE WASH AND WASHDOWN
STEAM
WATER
CLAMPS
COUPLINGS AND FERRULES
HOSE FINDER
CHEMICAL RESISTANCE TABLE

Heavy-Duty T-Bolt Clamps



AGRICULTURE
AIR BREATHING
AIR DUCT
AIR AND MULTI-PURPOSE
CHEMICAL
FOOD AND BEVERAGE
ENGINE AND MARINE
MATERIAL HANDLING
MINING
OILFIELD
PETROLEUM
PRESSURE WASH AND WASHDOWN
STEAM
WATER
CLAMPS
COUPLINGS AND FERRULES
HOSE FINDER
CHEMICAL RESISTANCE TABLE

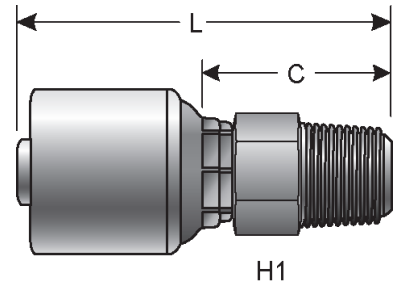
Size	Clamping Range Min		Clamping Range Max		Recommended Torque (in/lbs)	Std. Pack	Pkg Code	Gates Item No.
	(in)	(mm)	(in)	(mm)				
N/A	1.375	35.1	1.5625	38.6	75	BULK	10	7422-1049
N/A	1.5	38.1	1.625	41.7	75	BULK	10	7422-1050
N/A	1.625	41.4	1.875	46.0	75	BULK	10	7422-1051
28	1.75	44.5	2	50.8	75	BULK	10	7422-1052
32	1.875	47.8	2.1875	55.6	75	BULK	10	7422-1053
36	2	50.8	2.3125	58.7	75	BULK	10	7422-1054
40	2.125	54.1	2.4375	62.0	75	BULK	10	7422-1055
44	2.25	57.2	2.5625	65.0	75	BULK	10	7422-1056
48	2.375	60.5	2.6875	68.3	75	BULK	10	7422-1057
52	2.5	63.5	2.8125	71.4	75	BULK	10	7422-1058
56	2.625	66.8	2.9375	74.7	75	BULK	10	7422-1059
60	2.75	69.9	3.0625	77.7	75	BULK	10	7422-1060
64	2.875	73.2	3.1875	81.0	75	BULK	10	7422-1061
68	3	76.2	3.3125	84.1	75	BULK	10	7422-1062
72	3.125	79.5	3.4375	87.4	75	BULK	10	7422-1063
76	3.25	82.6	3.5625	90.4	75	BULK	10	7422-1064
80	3.375	85.9	3.6875	93.7	75	BULK	10	7422-1065
84	3.5	88.9	3.8125	96.8	75	BULK	10	7422-1066
88	3.625	92.2	3.9375	100.1	75	BULK	10	7422-1067
92	3.75	95.3	4.0625	103.1	75	BULK	10	7422-1068
100	4	101.6	4.3125	109.5	75	BULK	10	7422-1069
108	4.25	108.0	4.5625	115.8	75	BULK	10	7422-1070
116	4.5	114.3	4.8125	122.2	75	BULK	10	7422-1071
124	4.75	120.7	5.0625	128.5	75	BULK	10	7422-1072
132	5	127.0	5.3125	134.9	75	BULK	10	7422-1073
140	5.25	133.4	5.5625	141.2	75	BULK	10	7422-1074
148	5.5	139.7	5.8125	147.6	75	BULK	10	7422-1075
156	5.75	146.1	6.0625	153.9	75	BULK	10	7422-1076
164	6	152.4	6.3125	160.3	75	BULK	10	7422-1077
172	6.25	158.8	6.5625	166.6	75	BULK	10	7422-1078
180	6.5	165.1	6.8125	173.0	75	BULK	10	7422-1079
188	6.75	171.5	7.0625	179.3	75	BULK	10	7422-1080
196	7	177.8	7.3125	185.7	75	BULK	10	7422-1081
204	7.25	184.2	7.5625	192.0	75	BULK	10	7422-1082
212	7.5	190.5	7.8125	198.4	75	BULK	10	7422-1083
220	7.75	196.9	8.0625	204.7	75	BULK	10	7422-1084
228	8	203.2	8.3125	211.1	75	BULK	10	7422-1085
236	8.25	209.6	8.5625	217.4	75	BULK	10	7422-1086
244	8.5	215.9	8.8125	223.8	75	BULK	10	7422-1087

RECOMMENDED FOR: Use in high vibration and medium-duty applications. Typical applications include industrial machinery, truck air intake systems, cold side charge air systems and off-road equipment.

CONSTRUCTION: T-Bolt Standard Design
Bolt: 1/4" – 28 plated steel.
Band/Bridge: 3/4" width, 201/301 stainless steel.
Nut: 7/16" hex, nylon insert, plated steel locknut.
Trunnion: Plated Steel



GLX™ - Male Pipe (NPTF 30° Cone Seat)



AGRICULTURE
AIR BREATHING
AIR DUCT
AIR AND MULTI-PURPOSE
CHEMICAL
FOOD AND BEVERAGE
ENGINE AND MARINE
MATERIAL HANDLING
MINING
OILFIELD
PETROLEUM
PRESSURE WASH AND WASHDOWN
STEAM
WATER
CLAMPS
COUPLINGS AND FERRULES
HOSE FINDER
CHEMICAL RESISTANCE TABLE

Standard Pack

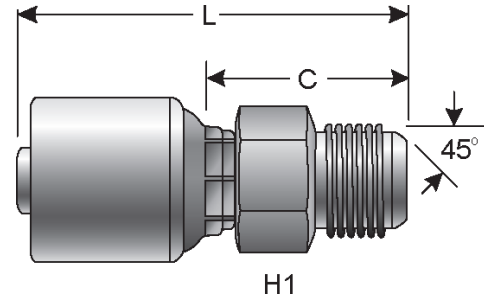
Description	Hose I.D.	Thread	H1	L		C		Wt. Per ea (Lbs.)	Std. Pack	Pkg Code	Gates Item No.
	(in)		(in)	(in)	(mm)	(in)	(mm)				
4GLX-2MP	1/4	1/8-27	1/2	2.01	51.1	.98	24.9	.10	BULK	1	7107-00105
4GLX-4MP	1/4	1/4-18	9/16	2.17	55.1	1.14	29.0	.12	BULK	1	7107-00115
6GLX-4MP	3/8	1/4-18	11/16	2.32	58.9	1.22	31.0	.15	BULK	1	7107-00135
6GLX-6MP	3/8	3/8-18	11/16	2.32	58.9	1.22	31.0	.17	BULK	1	7107-00145
8GLX-6MP	1/2	3/8-18	13/16	2.72	69.1	1.24	31.5	.05	BULK	1	7107-00165
8GLX-8MP	1/2	1/2-14	7/8	2.78	70.6	1.40	35.6	.30	BULK	1	7107-00175
8GLX-12MP	1/2	3/4-14	13/16	3.46	87.9	1.45	36.8	.35	BULK	1	7107-00785
10GLX-8MP	5/8	1/2-14	15/16	2.40	61.0	1.55	39.4	.22	BULK	1	7107-00195
12GLX-8MP	3/4	1/2-14	1 1/16	3.46	87.9	1.46	37.1	.45	BULK	1	7107-00215
12GLX-12MP	3/4	3/4-14	1 1/16	3.46	87.9	1.46	37.1	.45	BULK	1	7107-00225
16GLX-16MP	1	1-11 1/2	1 3/8	4.11	104.4	1.88	47.8	.80	BULK	1	7107-00255
20GLX-20MP	1 1/4	1 1/4-11 1/2	1 3/4	4.41	112.0	2.09	53.1	1.20	BULK	1	7107-00265

Bulk Pack

Description	Hose I.D.	Thread	H1	L		C		Wt. Per ea (Lbs.)	Std. Pack	Pkg Code	Gates Item No.
	(in)		(in)	(in)	(mm)	(in)	(mm)				
4GLX-2MPXBULK	1/4	1/8-27	1/2	2.01	51.1	.98	24.9	.10	BULK	300	7107-0010
4GLX-4MPXBULK	1/4	1/4-18	9/16	2.17	55.1	1.14	29.0	.12	BULK	200	7107-0011
6GLX-4MPXBULK	3/8	1/4-18	11/16	2.32	58.9	1.22	31.0	.14	BULK	200	7107-0013
6GLX-6MPXBULK	3/8	3/8-18	11/16	2.32	58.9	1.22	31.0	.16	BULK	150	7107-0014
8GLX-6MPXBULK	1/2	3/8-18	13/16	2.72	69.1	1.24	31.5	.24	BULK	100	7107-0016
8GLX-8MPXBULK	1/2	1/2-14	7/8	2.78	70.6	1.40	35.6	.29	BULK	100	7107-0017
8GLX-12MPXBULK	1/2	3/4-14	13/16	3.46	87.9	1.45	36.8	.35	BULK	100	7107-0078
10GLX-8MPXBULK	5/8	1/2-14	15/16	2.40	61.0	1.55	39.4	.22	BULK	100	7107-0019
12GLX-8MPXBULK	3/4	1/2-14	1 1/16	3.46	87.9	1.46	37.1	.45	BULK	60	7107-0021
12GLX-12MPXBULK	3/4	3/4-14	1 1/16	3.46	87.9	1.46	37.1	.49	BULK	75	7107-0022
16GLX-16MPXBULK	1	1-11 1/2	1 3/8	4.11	104.4	1.88	47.8	.80	BULK	25	7107-0025
20GLX-20MPXBULK	1 1/4	1 1/4-11 1/2	1 3/4	4.41	112.0	2.09	53.1	1.20	BULK	20	7107-0026



GLX™ - MS 45° SAE Male Solid



H1

Standard Pack

Description	Hose I.D.	Thread	H1	L		C		Wt. Per ea (Lbs.)	Std. Pack	Pkg Code	Gates Item No.
	(in)		(in)	(in)	(mm)	(in)	(mm)				
4GLX-4MS	1/4	7/16-20	1/2	2.11	53.6	1.08	27.4	.09	BULK	1	7107-00525
6GLX-6MS	3/8	5/8-18	5/8	2.38	60.5	1.28	32.5	.15	BULK	1	7107-00535
8GLX-8MS	1/2	3/4-16	13/16	2.89	73.4	1.42	36.1	.25	BULK	1	7107-00545
12GLX-12MS	3/4	1 1/16-14	1 1/16	3.78	96.0	1.77	45.0	.54	BULK	1	7107-00555

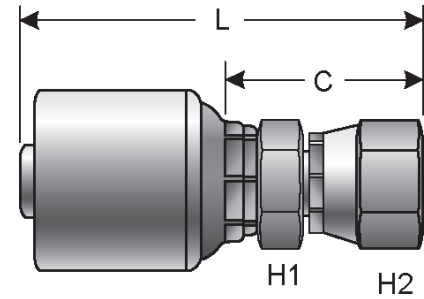
Bulk Pack

Description	Hose I.D.	Thread	H1	L		C		Wt. Per ea (Lbs.)	Std. Pack	Pkg Code	Gates Item No.
	(in)		(in)	(in)	(mm)	(in)	(mm)				
4GLX-4MSXBULK	1/4	7/16-20	1/2	2.11	53.6	1.08	27.4	.10	BULK	300	7107-0052
6GLX-6MSXBULK	3/8	5/8-18	5/8	2.38	60.5	1.28	32.5	.15	BULK	225	7107-0053
8GLX-8MSXBULK	1/2	3/4-16	13/16	2.89	73.4	1.42	36.1	.25	BULK	100	7107-0054
12GLX-12MSXBULK	3/4	1 1/16-14	1 1/16	3.78	96.0	1.77	45.0	.51	BULK	50	7107-0055

AGRICULTURE
AIR BREATHING
AIR DUCT
AIR AND MULTI-PURPOSE
CHEMICAL
FOOD AND BEVERAGE
ENGINE AND MARINE
MATERIAL HANDLING
MINING
OILFIELD
PETROLEUM
PRESSURE WASH AND WASHDOWN
STEAM
WATER
CLAMPS
COUPLINGS AND FERRULES
HOSE FINDER
CHEMICAL RESISTANCE TABLE



GLX™ - FSX 45° SAE Female Swivel



Standard Pack

Description	Hose I.D.	Thread	H1	H2	L		C		Wt. Per ea (Lbs.)	Std. Pack	Pkg Code	Gates Item No.
	(in)		(in)	(in)	(in)	(in)	(mm)	(in)				
4GLX-4FSX	1/4	7/16-20	1/2	9/16	2.24	56.9	1.22	31.0	.10	BULK	1	7107-00485
6GLX-6FSX	3/8	5/8-18	5/8	3/4	2.44	62.0	1.35	34.3	.15	BULK	1	7107-00495
8GLX-8FSX	1/2	3/4-16	13/16	7/8	2.82	71.6	1.34	34.0	.24	BULK	1	7107-00505
12GLX-12FSX	3/4	1 1/16-14	1 1/16	1 1/4	3.68	93.5	1.67	42.4	.51	BULK	1	7107-00515

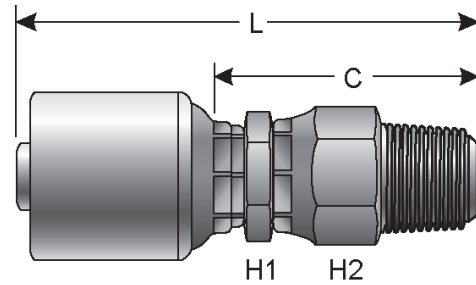
Bulk Pack

Description	Hose I.D.	Thread	H1	H2	L		C		Wt. Per ea (Lbs.)	Std. Pack	Pkg Code	Gates Item No.
	(in)		(in)	(in)	(in)	(in)	(mm)	(in)				
4GLX-4FSXXBULK	1/4	7/16-20	1/2	9/16	2.24	56.9	1.22	31.0	.10	BULK	300	7107-0048
6GLX-6FSX XBULK	3/8	5/8-18	5/8	3/4	2.44	62.0	1.35	34.3	.15	BULK	200	7107-0049
8GLX-8FSX XBULK	1/2	3/4-16	13/16	7/8	2.82	71.6	1.34	34.0	.24	BULK	100	7107-0050
12GLX-12FSX XBULK	3/4	1 1/16-14	1 1/16	1 1/4	3.68	93.5	1.67	42.4	.51	BULK	40	7107-0051

AGRICULTURE
AIR BREATHING
AIR DUCT
AIR AND MULTI-PURPOSE
CHEMICAL
FOOD AND BEVERAGE
ENGINE AND MARINE
MATERIAL HANDLING
MINING
OILFIELD
PETROLEUM
PRESSURE WASH AND WASHDOWN
STEAM
WATER
CLAMPS
COUPLINGS AND FERRULES
HOSE FINDER
CHEMICAL RESISTANCE TABLE



GLX™ - MPX Male NPTF Swivel



Standard Pack

Description	Hose I.D.	Thread	H1	H2	L		C		Wt. Per ea (Lbs.)	Std. Pack	Pkg Code	Gates Item No.
	(in)		(in)	(in)	(in)	(in)	(mm)	(in)				
4GLX-4MPX	1/4	1/4-18	1/2	11/16	2.61	66.3	1.58	40.1	.15	BULK	1	7107-00565
6GLX-6MPX	3/8	3/8-18	5/8	7/8	2.81	71.4	1.72	43.7	.25	BULK	1	7107-00575
8GLX-8MPX	1/2	1/2-14	13/16	1	3.42	86.9	1.95	49.5	.37	BULK	1	7107-00585
12GLX-12MPX	3/4	3/4-14	1 1/16	1 5/16	4.02	102.1	2.01	51.1	.59	BULK	1	7107-00595
16GLX-16MPX	1	1-11 1/2	1 3/8	1 5/8	4.73	120.1	2.50	63.5	.97	BULK	1	7107-00605
20GLX-20MPX	1 1/4	1 1/4-11 1/2	1 7/8	2	5.30	134.6	2.98	75.7	1.78	BULK	1	7107-00615

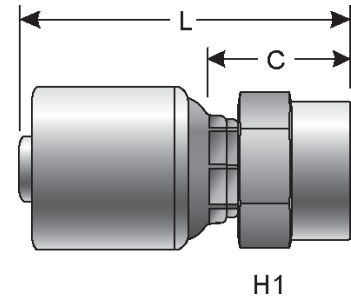
Bulk Pack

Description	Hose I.D.	Thread	H1	H2	L		C		Wt. Per ea (Lbs.)	Std. Pack	Pkg Code	Gates Item No.
	(in)		(in)	(in)	(in)	(in)	(mm)	(in)				
4GLX-4MPX XBULK	1/4	1/4-18	1/2	11/16	2.61	66.3	1.58	40.1	.14	BULK	200	7107-0056
6GLX-6MPX XBULK	3/8	3/8-18	5/8	7/8	2.81	71.4	1.72	43.7	.24	BULK	100	7107-0057
8GLX-8MPX XBULK	1/2	1/2-14	13/16	1	3.42	86.9	1.95	49.5	.36	BULK	100	7107-0058
12GLX-12MPX XBULK	3/4	3/4-14	1 1/16	1 5/16	4.02	102.1	2.01	51.1	.59	BULK	50	7107-0059
16GLX-16MPX XBULK	1	1-11 1/2	1 3/8	1 5/8	4.73	120.1	2.50	63.5	.97	BULK	25	7107-0060
20GLX-20MPX XBULK	1 1/4	1 1/4-11 1/2	1 7/8	2	5.30	134.6	2.98	75.7	1.78	BULK	25	7107-0061

AGRICULTURE
AIR BREATHING
AIR DUCT
AIR AND MULTI-PURPOSE
CHEMICAL
FOOD AND BEVERAGE
ENGINE AND MARINE
MATERIAL HANDLING
MINING
OILFIELD
PETROLEUM
PRESSURE WASH AND WASHDOWN
STEAM
WATER
CLAMPS
COUPLINGS AND FERRULES
HOSE FINDER
CHEMICAL RESISTANCE TABLE



GLX™ - FP Female NPTF Solid



AGRICULTURE
AIR BREATHING
AIR DUCT
AIR AND MULTI-PURPOSE
CHEMICAL
FOOD AND BEVERAGE
ENGINE AND MARINE
MATERIAL HANDLING
MINING
OILFIELD
PETROLEUM
PRESSURE WASH AND WASHDOWN
STEAM
WATER
CLAMPS
COUPLINGS AND FERRULES
HOSE FINDER
CHEMICAL RESISTANCE TABLE

Standard Pack

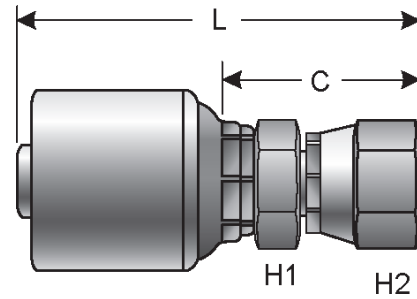
Description	Hose I.D.	Thread	H1	L		C		Wt. Per ea (Lbs.)	Std. Pack	Pkg Code	Gates Item No.
	(in)			(in)	(mm)	(in)	(mm)				
4GLX-4FP	1/4	1/4-18	11/16	1.99	50.6	.96	24.4	.11	BULK	1	7107-00415
6GLX-4FP	3/8	1/4-18	11/16	2.07	52.6	.97	24.6	.15	BULK	1	7107-00425
6GLX-6FP	3/8	3/8-18	13/16	2.07	52.6	.97	24.6	.18	BULK	1	7107-00435
8GLX-6FP	1/2	3/8-18	13/16	2.48	63.0	1.00	25.4	.24	BULK	1	7107-00445
8GLX-8FP	1/2	1/2-14	1	2.64	67.1	1.16	29.5	.26	BULK	1	7107-00455
12GLX-12FP	3/4	3/4-14	1 1/4	3.23	82.0	1.22	31.0	.48	BULK	1	7107-00465
16GLX-16FP	1	1-11 1/2	1 1/2	3.86	98.1	1.62	41.2	.73	BULK	1	7107-00475

Bulk Pack

Description	Hose I.D.	Thread	H1	L		C		Wt. Per ea (Lbs.)	Std. Pack	Pkg Code	Gates Item No.
	(in)			(in)	(mm)	(in)	(mm)				
4GLX-4FPXBULK	1/4	1/4-18	11/16	1.99	50.6	.96	24.4	.11	BULK	300	7107-0041
6GLX-4FPXBULK	3/8	1/4-18	11/16	2.07	52.6	.97	24.6	.16	BULK	250	7107-0042
6GLX-6FPXBULK	3/8	3/8-18	13/16	2.07	52.6	.97	24.6	.15	BULK	250	7107-0043
8GLX-6FPXBULK	1/2	3/8-18	13/16	2.48	63.0	1.00	25.4	.24	BULK	125	7107-0044
8GLX-8FPXBULK	1/2	1/2-14	1	2.64	67.1	1.16	29.5	.26	BULK	125	7107-0045
12GLX-12FPXBULK	3/4	3/4-14	1 1/4	3.23	82.0	1.22	31.0	.45	BULK	50	7107-0046
16GLX-16FPXBULK	1	1-11 1/2	1 1/2	3.86	98.1	1.62	41.2	.73	BULK	40	7107-0047



GLX™ - FPX Female NPSM Swivel



Standard Pack

Description	Hose I.D.	Thread	H1	H2	L		C		Wt. Per ea	Std. Pack	Pkg Code	Gates Item No.
	(in)		(in)	(in)	(in)	(in)	(mm)	(in)	(mm)			
4GLX-4FPX	1/4	1/4-18	1/2	11/16	2.24	56.9	1.22	31.0	.12	BULK	1	7107-00345
6GLX-4FPX	3/8	1/4-18	5/8	11/16	2.40	61.0	1.30	33.0	.16	BULK	1	7107-00355
6GLX-6FPX	3/8	3/8-18	5/8	7/8	2.49	63.3	1.39	35.3	.22	BULK	1	7107-00365
8GLX-6FPX	1/2	3/8-18	13/16	7/8	2.85	72.4	1.38	35.1	.30	BULK	1	7107-00375
8GLX-8FPX	1/2	1/2-14	13/16	1	2.89	73.4	1.41	35.8	.30	BULK	1	7107-00385
12GLX-12FPX	3/4	3/4-14	1 1/16	1 1/4	3.72	94.5	1.71	43.4	.54	BULK	1	7107-00395
16GLX-16FPX	1	1-11 1/2	1 3/8	1 1/2	4.11	104.4	1.87	47.5	.98	BULK	1	7107-00405

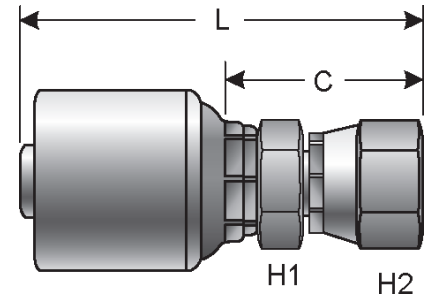
Bulk Pack

Description	Hose I.D.	Thread	H1	H2	L		C		Wt. Per ea	Std. Pack	Pkg Code	Gates Item No.
	(in)		(in)	(in)	(in)	(in)	(mm)	(in)	(mm)			
4GLX-4FPXXBULK	1/4	1/4-18	1/2	11/16	2.24	56.9	1.22	31.0	.12	BULK	300	7107-0034
6GLX-4FPX XBULK	3/8	1/4-18	5/8	11/16	2.40	61.0	1.30	33.0	.16	BULK	225	7107-0035
6GLX-6FPX XBULK	3/8	3/8-18	5/8	7/8	2.49	63.3	1.39	35.3	.20	BULK	200	7107-0036
8GLX-6FPX XBULK	1/2	3/8-18	13/16	7/8	2.85	72.4	1.38	35.1	.30	BULK	125	7107-0037
8GLX-8FPX XBULK	1/2	1/2-14	13/16	1	2.89	73.4	1.41	35.8	.30	BULK	100	7107-0038
12GLX-12FPX XBULK	3/4	3/4-14	1 1/16	1 1/4	3.72	94.5	1.71	43.4	.54	BULK	50	7107-0039
16GLX-16FPX XBULK	1	1-11 1/2	1 3/8	1 1/2	4.11	104.4	1.87	47.5	.78	BULK	40	7107-0040

AGRICULTURE
AIR BREATHING
AIR DUCT
AIR AND MULTI-PURPOSE
CHEMICAL
FOOD AND BEVERAGE
ENGINE AND MARINE
MATERIAL HANDLING
MINING
OILFIELD
PETROLEUM
PRESSURE WASH AND WASHDOWN
STEAM
WATER
CLAMPS
COUPLINGS AND FERRULES
HOSE FINDER
CHEMICAL RESISTANCE TABLE



GLX™ - Female JIC 37° Flare Swivel



Standard Pack

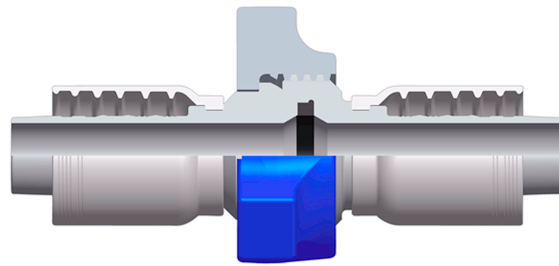
Description	Hose I.D.	Thread	H1	H2	L		C		Wt. Per ea (Lbs.)	Std. Pack	Pkg Code	Gates Item No.
	(in)		(in)	(in)	(in)	(in)	(mm)	(in)				
4GLX-4FJX	1/4	7/16-20	1/2	9/16	2.10	53.3	1.08	27.4	.11	BULK	1	7107-00275
6GLX-6FJX	3/8	9/16-18	5/8	3/4	2.31	58.7	1.19	30.2	.17	BULK	1	7107-00285
8GLX-8FJX	1/2	3/4-16	13/16	7/8	2.82	71.6	1.34	34.0	.30	BULK	1	7107-00295
10GLX-10FJX	5/8	7/8-14	—	1 1/16	2.27	57.7	1.42	36.1	.24	BULK	1	7107-00305
12GLX-12FJX	3/4	1 1/16-12	1 1/16	1 1/4	3.68	93.5	1.67	42.4	.50	BULK	1	7107-00315
16GLX-16FJX	1	1 5/16-12	1 3/8	1 1/2	4.17	105.9	1.94	49.3	1.08	BULK	1	7107-00325
20GLX-20FJX	1 1/4	1 5/8-12	1 3/4	2	4.58	116.3	2.26	57.4	1.30	BULK	1	7107-00335

Bulk Pack

Description	Hose I.D.	Thread	H1	H2	L		C		Wt. Per ea (Lbs.)	Std. Pack	Pkg Code	Gates Item No.
	(in)		(in)	(in)	(in)	(in)	(mm)	(in)				
4GLX-4FJXXBULK	1/4	7/16-20	1/2	9/16	2.10	53.3	1.08	27.4	.10	BULK	200	7107-0027
6GLX-6FJX XBULK	3/8	9/16-18	5/8	3/4	2.31	58.7	1.19	30.2	.15	BULK	150	7107-0028
8GLX-8FJX XBULK	1/2	3/4-16	13/16	7/8	2.82	71.6	1.34	34.0	.34	BULK	100	7107-0029
10GLX-10FJX XBULK	5/8	7/8-14	—	1 1/16	2.27	57.7	1.42	36.1	.24	BULK	100	7107-0030
12GLX-12FJX XBULK	3/4	1 1/16-12	1 1/16	1 1/4	3.68	93.5	1.67	42.4	.55	BULK	75	7107-0031
16GLX-16FJX XBULK	1	1 5/16-12	1 3/8	1 1/2	4.17	105.9	1.94	49.3	1.08	BULK	25	7107-0032
20GLX-20FJX XBULK	1 1/4	1 5/8-12	1 3/4	2	4.58	116.3	2.26	57.4	1.40	BULK	20	7107-0033

AGRICULTURE
AIR BREATHING
AIR DUCT
AIR AND MULTI-PURPOSE
CHEMICAL
FOOD AND BEVERAGE
ENGINE AND MARINE
MATERIAL HANDLING
MINING
OILFIELD
PETROLEUM
PRESSURE WASH AND WASHDOWN
STEAM
WATER
CLAMPS
COUPLINGS AND FERRULES
HOSE FINDER
CHEMICAL RESISTANCE TABLE

GSM™ with Integral 2" Fig. 1502 Hammer Unions



2" Figure 1502 Female Sub with Seal

Description	Hose I.D.	L		C		Wt. Per ea (Lbs.)	Std. Pack	Pkg Code	Gates Item No.
	(in)	(in)	(mm)	(in)	(mm)				
24GSM-32FHU 1502	1 1/2	2.52	64.0	6.26	159.0	5.49	BULK	1	7341-02675
32GSM-32FHU 1502	2	7.35	186.0	2.86	72.6	8.65	BULK	1	7341-20315

2" Figure 1502 Male Sub with Nut

Description	Hose I.D.	L		C		Wt. Per ea (Lbs.)	Std. Pack	Pkg Code	Gates Item No.
	(in)	(in)	(mm)	(in)	(mm)				
24GSM-32MHUWN 1502	1 1/2	6.64	168.7	2.90	73.7	16.43	BULK	1	7341-02695
32GSM-32MHUWN 1502	2	7.25	184.1	2.76	70.1	18.50	BULK	1	7341-20335

2" Figure 1502 Male Sub without Nut

Description	Hose I.D.	L		C		Wt. Per ea (Lbs.)	Std. Pack	Pkg Code	Gates Item No.
	(in)	(in)	(mm)	(in)	(mm)				
24GSM-32MHU1502	1 1/2	6.64	168.7	2.90	73.7	6.38	BULK	1	7341-02685
32GSM-32MHU 1502	2	7.25	184.1	2.76	70.1	8.18	BULK	1	7341-20325

2" Figure 1502 Rubber Lip Seal and Wing Nut

Description	Hose I.D.	Wt. Per ea	Std. Pack	Pkg Code	Gates Item No.
	(in)	(Lbs.)			
-32 SR	2	.05	BULK	1	7253-01905

GSM™ Butt Weld

Description	Hose I.D.	L		C		Wt. Per ea (Lbs.)	Std. Pack	Pkg Code	Gates Item No.
	(in)	(in)	(mm)	(in)	(mm)				
32GSM-32XXSBW	2	7.19	182.5	2.70	68.5	6.22	BULK	1	7341-20365
32GSM-48XXSBW	2	6.61	168.0	2.13	54.0	6.49	BULK	1	7341-20395

AGRICULTURE

AIR BREATHING

AIR DUCT

AIR AND MULTI-PURPOSE

CHEMICAL

FOOD AND BEVERAGE

ENGINE AND MARINE

MATERIAL HANDLING

MINING

OILFIELD

PETROLEUM

PRESSURE WASH AND WASHDOWN

STEAM

WATER

CLAMPS

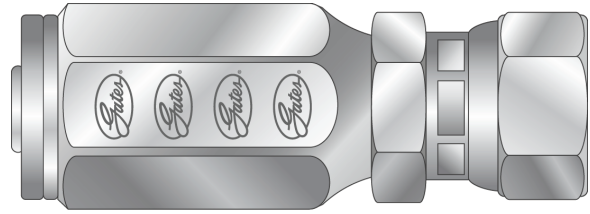
COUPLINGS AND FERRULES

HOSE FINDER

CHEMICAL RESISTANCE TABLE



Air Master™ Diving Air Hose Couplings



Ferrule

Description	Size	Wt. Per ea	Std. Pack	Gates Item No.
	(in)	(Lbs.)		
33HB-6-FRLB	3/8	.08	BULK	7207-0597
33HB-8-8FRLB	1/2	.18	BULK	7107-0501

Stems

Description	Size	Wt. Per ea	Std. Pack	Gates Item No.
	(in)	(Lbs.)		
33HB-6-6RFJX-STB	3/8	.09	BULK	7207-0598
33HB-6-6ROXY-STB	3/8	.11	BULK	7207-0599
33HB-8-10RFJSX-STB	1/2	.27	BULK	7107-0500

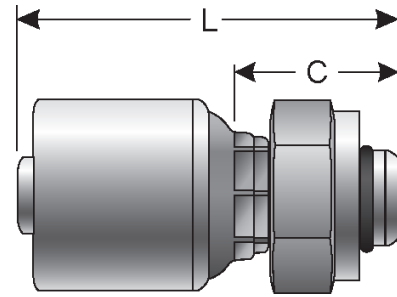
NOTE: These couplings are to be used with Air Master™ Diving Umbilical hose only. Air Master™ Diving assemblies made with Gates Divers' air couplings are rated at 250 PSI maximum working pressure.

AGRICULTURE
AIR BREATHING
AIR DUCT
AIR AND MULTI-PURPOSE
CHEMICAL
FOOD AND BEVERAGE
ENGINE AND MARINE
MATERIAL HANDLING
MINING
OILFIELD
PETROLEUM
PRESSURE WASH AND WASHDOWN
STEAM
WATER
CLAMPS
COUPLINGS AND FERRULES
HOSE FINDER
CHEMICAL RESISTANCE TABLE



- AGRICULTURE
- AIR BREATHING
- AIR DUCT
- AIR AND MULTI-PURPOSE
- CHEMICAL
- FOOD AND BEVERAGE
- ENGINE AND MARINE
- MATERIAL HANDLING
- MINING
- OILFIELD
- PETROLEUM
- PRESSURE WASH AND WASHDOWN
- STEAM
- WATER
- CLAMPS
- COUPLINGS AND FERRULES**
- HOSE FINDER
- CHEMICAL RESISTANCE TABLE

Pressure Wash

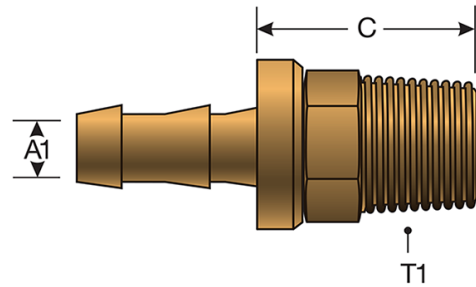


Pressure Wash Swivel

Description	Hose I.D.		Thread	L		C		Wt. Per ea (Lbs.)	Std. Pack	Gates Item No.
	(in)	(mm)		(in)	(mm)	(in)	(mm)			
4G-6PWX	1/4	6.4	M22X1.5	2.52	64.0	1.50	38.0	.25	1	7100-02905
6G-6PWX	3/8	9.5	M22X1.5	2.60	66.0	1.50	38.1	.27	1	7100-02915



Brass Lock-On Stem - Male Pipe with Cone Seat

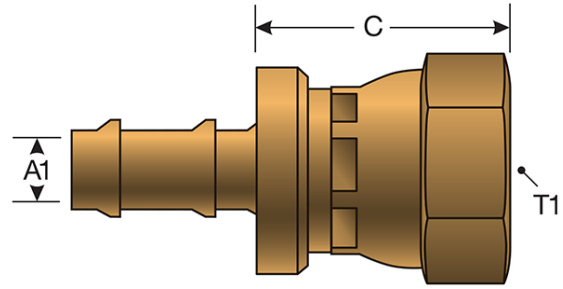


Description	A1		T1 Thread	C		Wt. Per ea (Lbs.)	Std. Pack	Gates Item No.
	(in)	(mm)	(in)	(in)	(mm)			
4LOC-2RMP	1/4	6.4	1/8-27	.56	14.2	.04	1	7250-04435
4LOC-4RMP	1/4	6.4	1/4-18	.81	20.6	.04	1	7250-04445
4LOC-6RMP	1/4	6.4	3/8-18	.88	22.4	.05	1	7250-16065
5LOC-2RMP	5/16	7.9	1/8-27	.81	20.6	.04	1	7250-04455
5LOC-4RMP	5/16	7.9	1/4-18	.77	19.6	.06	1	7250-04465
6LOC-2RMP	3/8	9.5	1/8-27	.56	14.2	.06	1	7250-04475
6LOC-4RMP	3/8	9.5	1/4-18	.81	20.6	.06	1	7250-04485
6LOC-6RMP	3/8	9.5	3/8-18	.88	22.4	.10	1	7250-04495
6LOC-8RMP	3/8	9.5	1/2-14	.88	22.4	.01	1	7250-16075
8LOC-4RMP	1/2	12.7	1/4-18	.81	20.6	.10	1	7250-16085
8LOC-6RMP	1/2	12.7	3/8-18	.88	22.4	.08	1	7250-04505
8LOC-8RMP	1/2	12.7	1/2-14	.88	22.4	.14	1	7250-04515
8LOC-12RMP	1/2	12.7	3/4-14	1.13	28.7	.16	1	7250-16095
10LOC-6RMP	5/8	15.9	3/8-18	.88	22.4	.20	1	7250-16105
10LOC-8RMP	5/8	15.9	1/2-14	1.06	26.9	.14	1	7250-04525
10LOC-12RMP	5/8	15.9	3/4-14	.88	22.4	.20	1	7250-16115
12LOC-8RMP	3/4	19.1	1/2-14	.88	22.4	.20	1	7250-16125
12LOC-12RMP	3/4	19.1	3/4-14	1.13	28.7	.20	1	7250-04535

AGRICULTURE
AIR BREATHING
AIR DUCT
AIR AND MULTI-PURPOSE
CHEMICAL
FOOD AND BEVERAGE
ENGINE AND MARINE
MATERIAL HANDLING
MINING
OILFIELD
PETROLEUM
PRESSURE WASH AND WASHDOWN
STEAM
WATER
CLAMPS
COUPLINGS AND FERRULES
HOSE FINDER
CHEMICAL RESISTANCE TABLE



Brass Lock-On Stem - Female Pipe Swivel with Cone Seat

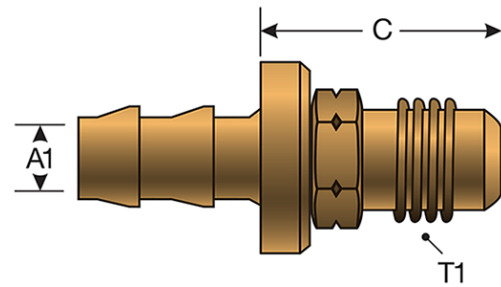


Description	A1		T1 Thread	C		Wt. Per ea (Lbs.)	Std. Pack	Gates Item No.
	(in)	(mm)	(in)	(in)	(mm)			
4LOC-2RFPX	1/4	6.4	1/8-27	1.81	46.0	.04	1	7250-16265
4LOC-4RFPX	1/4	6.4	1/4-18	1.81	46.0	.06	1	7250-16275
4LOC-6RFPX	1/4	6.4	3/8-18	2.00	50.8	.08	1	7250-16285
6LOC-4RFPX	3/8	9.5	1/4-18	1.81	46.0	.08	1	7250-16295
6LOC-6RFPX	3/8	9.5	3/8-18	2.00	50.8	.10	1	7250-16305
6LOC-8RFPX	3/8	9.5	1/2-14	2.38	60.5	.10	1	7250-16315
8LOC-8RFPX	1/2	12.7	1/2-14	2.38	60.5	.12	1	7250-16325
8LOC-12RFPX	1/2	12.7	3/4-14	2.68	68.1	.18	1	7250-16335
10LOC-12RFPX	5/8	15.9	3/4-14	2.68	68.1	.26	1	7250-16345
12LOC-12RFPX	3/4	19.1	3/4-14	2.68	68.1	.20	1	7250-16355

- AGRICULTURE
- AIR BREATHING
- AIR DUCT
- AIR AND MULTI-PURPOSE
- CHEMICAL
- FOOD AND BEVERAGE
- ENGINE AND MARINE
- MATERIAL HANDLING
- MINING
- OILFIELD
- PETROLEUM
- PRESSURE WASH AND WASHDOWN
- STEAM
- WATER
- CLAMPS
- COUPLINGS AND FERRULES**
- HOSE FINDER
- CHEMICAL RESISTANCE TABLE



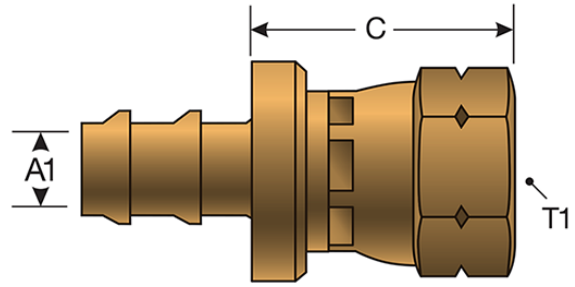
Brass Lock-On Stem - Male SAE 45° Flare



Description	A1		T1 Thread	C		Wt. Per ea (Lbs.)	Std. Pack	Gates Item No.
	(in)	(mm)	(in)	(in)	(mm)			
4LOC-4RMS	1/4	6.4	7/16-20	.69	17.5	.04	1	7250-04645
4LOC-5RMS	1/4	6.4	1/2-20	.38	9.7	.04	1	7250-04655
4LOC-6RMS	1/4	6.4	5/8-18	.88	22.4	.06	1	7250-04665
5LOC-5RMS	5/16	7.9	1/2-20	.81	20.6	.06	1	7250-04675
6LOC-4RMS	3/8	9.5	7/16-20	.69	17.5	.06	1	7250-16505
6LOC-5RMS	3/8	9.5	1/2-20	.81	20.6	.06	1	7250-16515
6LOC-6RMS	3/8	9.5	5/8-18	.88	22.4	.08	1	7250-04685
6LOC-8RMS	3/8	9.5	3/4-16	1.31	33.3	.15	1	7250-16525
8LOC-8RMS	1/2	12.7	3/4-16	1.13	28.7	.12	1	7250-18285
8LOC-10RMS	1/2	12.7	7/8-14	1.27	32.3	.18	1	7250-16535
10LOC-8RMS	5/8	15.9	3/4-16	1.13	28.7	.20	1	7250-16545
10LOC-10RMS	5/8	15.9	7/8-14	1.27	32.3	.18	1	7250-16555
12LOC-10RMS	3/4	19.1	7/8-14	1.27	32.3	.26	1	7250-16565
12LOC-12RMS	3/4	19.1	1 1/16-14	1.83	46.5	.32	1	7250-16575

AGRICULTURE
AIR BREATHING
AIR DUCT
AIR AND MULTI-PURPOSE
CHEMICAL
FOOD AND BEVERAGE
ENGINE AND MARINE
MATERIAL HANDLING
MINING
OILFIELD
PETROLEUM
PRESSURE WASH AND WASHDOWN
STEAM
WATER
CLAMPS
COUPLINGS AND FERRULES
HOSE FINDER
CHEMICAL RESISTANCE TABLE

Brass Lock-On Stem - Dual Seat Female JIC 37°/SAE 45° Flare Swivel



Description	A1		T1 Thread	C		Wt. Per ea	Std. Pack	Gates Item No.
	(in)	(mm)	(in)	(in)	(mm)	(Lbs.)		
4LOC-4RFJSX	1/4	6.4	7/16-20	.75	19.1	.04	1	7250-04715
4LOC-5RFJSX	1/4	6.4	1/2-20	.78	19.8	.04	1	7250-04725
5LOC-5RFJSX	5/16	7.9	1/2-20	.81	20.6	.04	1	7250-04735
6LOC-5RFJSX	3/8	9.5	1/2-20	.81	20.6	.06	1	7250-04745
6LOC-8RFJSX	3/8	9.5	3/4-16	.97	24.6	.13	1	7250-18305
8LOC-8RFJSX	1/2	12.7	3/4-16	.97	24.6	.25	1	7250-04755
8LOC-10RFJSX	1/2	12.7	7/8-14	1.00	25.4	.13	1	7250-18315
10LOC-10RFJSX	5/8	15.9	7/8-14	1.00	25.4	.30	1	7250-04765
12LOC-10RFJSX	3/4	19.1	7/8-14	1.00	25.4	.20	1	7250-04775

- AGRICULTURE
- AIR BREATHING
- AIR DUCT
- AIR AND MULTI-PURPOSE
- CHEMICAL
- FOOD AND BEVERAGE
- ENGINE AND MARINE
- MATERIAL HANDLING
- MINING
- OILFIELD
- PETROLEUM
- PRESSURE WASH AND WASHDOWN
- STEAM
- WATER
- CLAMPS
- COUPLINGS AND FERRULES**
- HOSE FINDER
- CHEMICAL RESISTANCE TABLE

HOW TO USE THE COUPLINGS SECTION



NOTE: Because the hose/coupling interface is critical to hose assembly performance, always follow the specific instructions of hose and coupling manufacturers regarding the match of hose/fittings and assembly procedures. Trained personnel using proper tools and procedures should make hose assemblies. Failure to follow hose and couplings manufacturers' instructions or failure to use trained personnel might be dangerous and could result in damage to property and serious bodily injury.

Couplings are designated by Numbers, and are described as to construction and source. Adapters and fittings are available for special applications.

The proper clamp size should be selected carefully, since many clamps will fit only one hose size or a narrow range of sizes. For certain critical fluids, specific couplings are used, as follows:

CRITICAL APPLICATIONS

1. Use only the couplings recommended in this catalog for conveying:

- Steam
- LP Gas
- Corrosive Chemicals
- Edible Products
- Petroleum Products

2. For conveying flammable fluids, use couplings made of nonsparking materials, such as brass or aluminum.

3. For ground fueling of aircraft, use certified coupled assemblies only.

When you have selected a hose from the Hose Section, you will have found one or more coupling recommendations for that hose. The following procedure will help you make the final selection:

A. If more than one coupling is recommended, make a final selection for type of coupling on basis of cost, sizes available, thread type available and application.

B. Determine how the coupling is to be fastened to the hose – crimp sleeve, ferrule, band or clamp.



AGRICULTURE
AIR BREATHING
AIR DUCT
AIR AND MULTI-PURPOSE
CHEMICAL
FOOD AND BEVERAGE
ENGINE AND MARINE
MATERIAL HANDLING
MINING
OILFIELD
PETROLEUM
PRESSURE WASH AND WASHDOWN
STEAM
WATER
CLAMPS
COUPLINGS AND FERRULES
HOSE FINDER
CHEMICAL RESISTANCE TABLE

AGRICULTURE
AIR BREATHING
AIR DUCT
AIR AND MULTI-PURPOSE
CHEMICAL
FOOD AND BEVERAGE
ENGINE AND MARINE
MATERIAL HANDLING
MINING
OILFIELD
PETROLEUM
PRESSURE WASH AND WASHDOWN
STEAM
WATER
CLAMPS
COUPLINGS AND FERRULES
HOSE FINDER
CHEMICAL RESISTANCE TABLE

COUPLING INSTALLATION

Before making any hose assembly, check these general instructions and precautions:

- 1. SQUARE ENDS** - Before attaching a coupling to the hose, make sure the end is cut square. This will help prevent leakage of the coupling.
- 2. PROPER FIT OF FERRULES AND CLAMPS** - This is important. Make sure you are using the correct sizes for the hose being coupled. Never buff the cover, except when specified for certain hydraulic hose couplings, and you should not enlarge the hose tube in any way to make the coupling insert fit. Occasionally, a nipple pusher tool will be helpful in pushing the insert into the hose.
- 3. INSTALLATION LUBRICANTS** - Use of lubricants on coupling inserts and ferrules will simplify coupling installation and reduce possibility of damage to the hose. Some lubricants to use are water, soap solution or Lactol. Or, you can use a solution of glycerin and alcohol made up of one (1) part glycerin and 15 parts wood alcohol by volume.
- 4. APPEARANCE OF THE HOSE ASSEMBLY** - A properly installed coupling significantly improves customer acceptance of the product. It also provides added assurance of satisfactory service and safety of assembly.
- 5. SEAL THE ENDS** - Where the hose is intended for use in petroleum transfer applications and hose ends will be exposed after couplings are attached, apply a sufficient amount of quality Neoprene cement or shellac to seal the ends.



NOTE: Refer to NAHAD Industrial Hose Assembly Guidelines for installation information and additional general information.





PIPE THREAD USAGE

There are several terms or abbreviations which have come into common use for denoting pipe threads. Some of these are:

- Iron Pipe Threads
- IPT
- Tapered IPT
- Straight IPT
- IP-S
- IP-T
- NPT

These may be satisfactory for general reference, but since there are several types of pipe thread, it is best to use the notations as given by a recognized standard (ANSI B2.1). The types in this standard which are used with industrial hose couplings are listed later in this section.

Compatibility of threads and method of sealing determine which type of thread is to be used.

An NPT male and female form a pressure-tight joint, and usually some type of sealing compound is placed on the threads. NPTF threads are similar in that the seal is made by tight fit between the threads. However the fit is close enough that a sealing compound is not needed.

NPSM threads are used for either male or female fittings, but the seal is formed by compressing a packing or by metal contact between chamfers on the male and female. Size range is from 1/4" through 6" nominal pipe I.D.

NPSH threads are similar to NPSM threads but are used mostly for fire hose or special couplings. Size range is from 1/2" through 2" nominal pipe I.D. The seal is made by compressing packing.

GHT, garden hose threads, are a form of NPSH threads used on water hose. There is only one basic size of thread, 3/4 - 1 1/2. It is not compatible with 3/4-14NPT, NPSH or NPSM threads.

Couplings which come in sets usually have a female with NPSM threads and washer; and a male with NPT or NPSM threads.

Long shank couplings and pin lug couplings are examples where the male has NPSM threads. Reusable petroleum couplings are examples of sets in which the male has NPT threads.

Standard brass inserts have NPTF males and solid females and NPSM swivel females. The seal is made by contact of chamfers or tight fit of threads.

Couplings for hydraulic hose have threads which may conform to the above descriptions. In addition, there are many other types peculiar to the hydraulic field. For a complete description of threads, identification, sizes, methods of sealing and other related data, see Hydraulic Hose Catalog #35093.

COMBINATIONS OF PIPE THREADS THAT ARE COMPATIBLE:

FEMALE	MALE
NPT (Thread Seal)	NPT NPTF
NPTF (Thread Seal)	NPTF (DrySeal) NPT
NPSM (Washer Seal)	NPT NPTF NPSM
NPSM (Mechanical Seal)	NPT NPTF
NPSH (Washer Seal)	NPSH NPT
GHT (Washer Seal)	GHT



AGRICULTURE
AIR BREATHING
AIR DUCT
AIR AND MULTI-PURPOSE
CHEMICAL
FOOD AND BEVERAGE
ENGINE AND MARINE
MATERIAL HANDLING
MINING
OILFIELD
PETROLEUM
PRESSURE WASH AND WASHDOWN
STEAM
WATER
CLAMPS
COUPLINGS AND FERRULES
HOSE FINDER
CHEMICAL RESISTANCE TABLE

AGRICULTURE
AIR BREATHING
AIR DUCT
AIR AND MULTI-PURPOSE
CHEMICAL
FOOD AND BEVERAGE
ENGINE AND MARINE
MATERIAL HANDLING
MINING
OILFIELD
PETROLEUM
PRESSURE WASH AND WASHDOWN
STEAM
WATER
CLAMPS
COUPLINGS AND FERRULES
HOSE FINDER
CHEMICAL RESISTANCE TABLE

PIPE THREAD USAGE (CONTINUED)

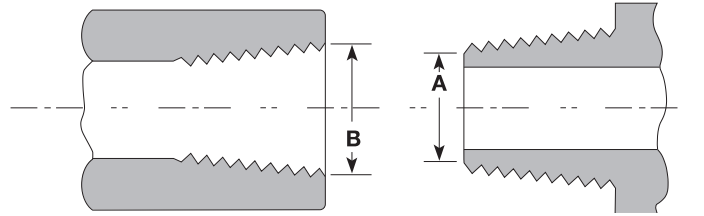



CHART NO.1 AMERICAN STANDARD PIPE THREADS (ANSI B2.1)

NOMINAL PIPE SIZE (In.)	PIPE O.D. (In.)	THREADS PER INCH	NPT & NPTF	NPT	NPSM**	
			*EXT. THRD. PITCH (A) DIAMETER	*INT. THRD. PITCH (B) DIAMETER	EXT. THRD. MAX. MAJOR DIAMETER	INT. THRD. MIN. MINOR DIAMETER
1/8	.405	27	0.36351	0.37476	0.409	0.362
1/4	.504	18	0.47739	0.48989	0.541	0.470
3/8	.675	18	0.61201	0.62701	0.678	0.607
1/2	.840	14	0.75843	0.77843	0.844	0.753
3/4	1.050	14	0.96768	0.98887	1.054	0.964
1	1.315	11-1/2	1.21363	1.23863	1.318	1.208
1-1/4	1.660	11-1/2	1.55713	1.58338	1.663	1.553
1-1/2	1.900	11-1/2	1.79609	1.82234	1.902	1.792
2	2.375	11-1/2	2.26902	2.29627	2.376	2.265
2-1/2	2.875	8	2.71593	2.76216	2.877	2.718
3	3.500	8	3.34062	3.38850	3.503	3.344
3-1/2	4.000	8	3.83750	3.88881	4.003	3.845
4	4.500	8	4.33438	4.38712	4.502	4.343
5	5.563	8	5.39073	5.44929	5.564	5.405
6	6.625	8	6.44609	6.50597	6.620	6.462

* Dimensions A & B shown on the sketch above
 ** Loose Fitting

CHART NO. 2 AMERICAN STANDARD PIPE THREADS FOR HOSE COUPLINGS AND NIPPLES

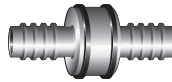
	NOMINAL SIZE HOSE I.D. (In.)	THREADS PER INCH	PITCH	DEPTH OF THREAD	MAJOR DIAM. MIN.
GHT	1/2, 5/8, 3/4	11-1/2	Coupling 0.08696	0.05648	1.0725
	1/2, 5/8, 3/4	11-1/2	Nipple 0.08696	0.05648	1.0625
CLAMPS	1/2	14	0.07143	0.04639	0.8323
	3/4	14	0.07143	0.04639	1.0428
	1	11-1/2	0.08696	0.05648	1.3051
	1-1/4	11-1/2	0.08696	0.05648	1.6499
	1-1/2	11-1/2	0.08696	0.05648	1.8888
	2	11-1/2	0.08696	0.05648	2.3628
NPSH	MALE				MAJOR DIAM. MAX.
	1/2	14	0.07143	0.04639	0.8248
	3/4	14	0.07143	0.04639	1.0353
	1	11-1/2	0.08696	0.05648	1.2951
	1-1/4	11-1/2	0.08696	0.05648	1.6399
	1-1/2	11-1/2	0.08696	0.05648	1.8788
	2	11-1/2	0.08696	0.05648	2.3528



1. LONG SHANK

Description: Cast brass, serrated shank, set has hex male and hex swivel female couplings, with a washer seal. Threads are GHT or NPSM.


Sources: A P G
Dixon Valve & Coupling Co.
Seal-Fast, Inc.



2. LIGHTWEIGHT WATER HOSE

Description: Description: Spun or wrought brass serrated shank, round swivel female and solid male, both GHT, washer seal.

Sources: Dixon Brass
L.R. Nelson Corp.



3. CAST BRASS OR ZINC SHORT SHANK

Description: Cast brass, serrated shank, hex swivel female with washer, solid male, GHT threads, 3/4-11-1/2.


Sources: A P G
Seal-Fast, Inc.



4. MACHINED BRASS SHORT SHANK

Description: Machined brass, serrated shank. Each set has round swivel female and solid male, GHT, washer seal. Octagon nut male and female.


Sources: Anderson Fittings
A P G
Campbell Fittings, Inc.
Dixon Brass
Lenz, Inc.



5. BRASS PIN LUG

Description: Cast brass shank and swivel, shank is serrated. NPSM threads in female and male, with washer seal. Sizes under 3" have lugs on female only.


Sources: A P G
Dixon Valve & Coupling Co.
PT Coupling Co.



6. MALLEABLE IRON PIN LUG

Description: Malleable iron shank and swivel with serrated shank, cadmium plated. NPSM threads in male and female, washer seal. Pin lugs on female only.

Sources: A P G
Dixon Valve & Coupling Co.
PT Coupling Co.
Seal-Fast, Inc.



7. COMBINATION NIPPLE

Description: Swaged steel with scored or serrated shank, NPT threads same nominal size as I.D. of hose. Special plastic materials available.

Sources: A P G
Band-It-IDEX, Inc.
Campbell Fittings, Inc.
Dixon Valve & Coupling Co.
Martin Brass Works, Inc.
PT Coupling Co.
Seal-Fast, Inc.



8. TRI-LOKT

Description: Machined steel insert, male NPT threads only. Held in place with steel yoke and Band-It Jr. clamps. Insert is reusable – can be reinstalled with new yoke and clamps.

Source: Band-It-IDEX, Inc.



10. SINGLE OR DOUBLE BOLT MALLEABLE IRON CLAMP

Description: Cast malleable iron, cadmium plated.

Source: Dixon Valve & Coupling Co.

AGRICULTURE
AIR BREATHING
AIR DUCT
AIR AND MULTI-PURPOSE
CHEMICAL
FOOD AND BEVERAGE
ENGINE AND MARINE
MATERIAL HANDLING
MINING
OILFIELD
PETROLEUM
PRESSURE WASH AND WASHDOWN
STEAM
WATER
CLAMPS
COUPLINGS AND FERRULES
HOSE FINDER
CHEMICAL RESISTANCE TABLE



AGRICULTURE
AIR BREATHING
AIR DUCT
AIR AND MULTI-PURPOSE
CHEMICAL
FOOD AND BEVERAGE
ENGINE AND MARINE
MATERIAL HANDLING
MINING
OILFIELD
PETROLEUM
PRESSURE WASH AND WASHDOWN
STEAM
WATER
CLAMPS
COUPLINGS AND FERRULES
HOSE FINDER
CHEMICAL RESISTANCE TABLE



14. INTERLOCKING, GROUND JOINT

Description: Malleable iron swivel. Inserts and spud may be either steel or malleable iron. All parts are cadmium plated. Male and female threads both NPT with same nominal size as hose I.D. Ground joint between spud and female insert. Available with 2- and 4-bolt clamps.


Sources: A P G
Dixon Valve & Coupling Co.
PT Coupling Co.
Seal-Fast, Inc.



15. INTERLOCKING, WASHER JOINT

Description: Malleable iron swivel. Insert and spud may be either malleable iron or steel. All parts are cadmium plated. Female thread in spud is NPT with same nominal size as hose I.D. Washer joint between insert and spud. Available with 2- and 4-bolt clamps.


Source: Campbell Fittings, Inc.
Dixon Valve & Coupling Co.
PT Coupling Co.



18. UNIVERSAL QUICK ACTING

Description: Cast malleable iron with cadmium plate, cast bronze. Washer seal between two quick-acting heads. Several types of heads are available, but all have same-size attaching heads regardless of hose size. Fingers lock together with quarter-turn rotation.

Sources: A P G
Campbell Fittings, Inc.
Dixon Valve & Coupling Co.
PT Coupling Co.
Seal-Fast, Inc.



19. STANDARD AIR HOSE

Description: Machined brass, with serrated shank, NPTF threads on hex solid male and on hex solid female, and NPSM threads on hex swivel female.

Sources: Anderson Fittings
A P G
Dixon Brass
Dixon Valve & Coupling Co.
Lenz, Inc.
National Coupling Co.
Plews-Schrader



20. FERRULES

Description: All stock ferrules are plain drawn brass.


Sources: Anderson Fittings
Dixon Brass
Dixon Valve & Coupling Co.
Jagemann Stamping Co.
Plews-Schrader
Truex, Inc.
Winzler Stamping Co.



21. PREFORMED BAND CLAMPS

Description: A preformed ring clamp of rust-resistant carbon steel or Type 201 stainless steel. Also available in Type 316 stainless steel, and non-sparking silicon bronze. Available in 100-foot rolls, carbon steel or stainless.


Sources: Band-It-IDEX, Inc.
Fast-Lok Hose Clamps
PT Coupling Co.



23. REUSABLE GASOLINE PUMP

Description: Various materials; Two piece construction. Male NPT or IPT threads (also see coupling 47).


Sources: PT Coupling Co.
Serv-All Die and Tool Co.



24. PERMANENT GASOLINE PUMP HOSE

Description: Various materials; One piece construction. Male NPT or IPT threads.

Sources: Serv-All Die and Tool Co.



26. INTERNAL EXPANSION-BRASS


Description: Body is forged brass. Ferrule is cold-drawn copper alloy. Male coupling has NPT threads, female swivel coupling has NPSH threads. All threads same nominal size as hose I.D. except 1-3/8" I.D. size which has 1-1/2 - 11-1/2 threads. On 1-1/2" and larger sizes, female has special tightening lugs.

Sources: Dixon Valve & Coupling Co.
ProGrip Co.
United Metal Industries, Inc.



26. FERRULES FOR INTERNAL EXPANSION


Sources: Dixon Valve & Coupling Co.
PT Coupling Co.
United Metal Industries, Inc.



34. STAINLESS STEEL NIPPLES

Description: Type 316 stainless steel, with serrated shank, solid male NPT threads, hex swivel female, NPSM threads, washer seal. Threads same nominal size as hose I.D.


Sources: Dixon Valve & Coupling Co.
Martin Brass Works, Inc.



35. FOUR-FINGER BOSS CLAMP

Description: Plated iron, stainless steel and brass clamps in 2, 3 and 4 gripping finger configurations. Corresponding stems come in NPT or beveled ends. Available in 2-, 4- and 6-bolt clamps. Follow manufacturer's recommendations for bolt torque and tightening sequence procedures.


Sources: Dixon Valve & Coupling Co.



36. SANDBLAST

Description: Sand blast couplings are designed for use on sand blast hose. Couplings are supplied with screws.


Sources: A P G
Campbell Fitting, Inc.
Dixon Valve & Coupling Co.
PT Coupling Co.
Seal-Fast, Inc.



47. REUSABLE FUEL OIL

Description: This coupling is similar to 23 except it has a brass finish, instead of chrome plating. Male NPTF threads, female NPSM threads, washer seal. Threads same nominal size as hose I.D., except as noted.


Sources: United Metal Industries, Inc.



48. BAND-IT NIPPLES

Description: Machined steel hex inserts, rust-resistant blued finish, serrated shank, male NPT threads.

Source: Band-It-IDEX, Inc.



49. QUICK-CONNECTING

Description: The basic parts of this coupling are a bronze female shank coupler and a male adapter, which have a washer seal but no threads. These two parts fit snugly together and are held in place by two cams on the female shank coupler which rotate against a groove in the male adapter. This allows the coupling to be connected or disconnected very quickly. Adapters and dust caps are available as shown below. Standard materials are bronze or aluminum.

Sources: A P G
Banjo Corporation
Campbell Fittings, Inc.
Dixon Valve & Coupling Co.
Ever-Tite Coupling
OPW Engineered Systems
PT Coupling Co.
Scully Signal Co.
Seal-Fast, Inc.

NOTE: Part A and Part D have female NPT threads. Part B and Part F have male NPT threads. Above threads have same nominal size as hose I.D. The above couplers and adapters are used to convert threaded-end couplings to quick connect.

AGRICULTURE
AIR BREATHING
AIR DUCT
AIR AND MULTI-PURPOSE
CHEMICAL
FOOD AND BEVERAGE
ENGINE AND MARINE
MATERIAL HANDLING
MINING
OILFIELD
PETROLEUM
PRESSURE WASH AND WASHDOWN
STEAM
WATER
CLAMPS
COUPLINGS AND FERRULES
HOSE FINDER
CHEMICAL RESISTANCE TABLE



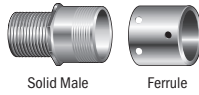
AGRICULTURE
AIR BREATHING
AIR DUCT
AIR AND MULTI-PURPOSE
CHEMICAL
FOOD AND BEVERAGE
ENGINE AND MARINE
MATERIAL HANDLING
MINING
OILFIELD
PETROLEUM
PRESSURE WASH AND WASHDOWN
STEAM
WATER
CLAMPS
COUPLINGS AND FERRULES
HOSE FINDER
CHEMICAL RESISTANCE TABLE



61. CENTER PUNCH

Description: Open-end band or preformed band of rust-resistant steel. Also available in stainless steel.


Sources: Fast-Lok Hose Clamps
PT Coupling Co.



71. PERMANENT SWAGED OR CRIMPED

Description: API or NPT threads on connecting end of stem for easy flange attachment. Strong collar to anchor ferrule to stem. Electroplated steel. Also available in stainless steel, brass and other special metals.


Sources: Campbell Fittings, Inc. (Max. 1500 psi)
Dixon Valve & Coupling Co.
George Myer Company, Inc.
PT Coupling Co.



72. GATES POWER CRIMP™

Description: API or NPT threads on connecting end of stem for easy flange attachment. Strong collar to anchor ferrule to stem. Electroplated steel. Also available in stainless steel.

Sources: Gates Corp.




Cam and Groover

73. PERMANENT SWAGED OR CRIMPED

Description: NPT threads on connecting end of stem for easy flange attachment. Strong collar to anchor ferrule to stem. Electroplated steel. Also available in stainless steel, brass and other special metals.


Sources: A P G
Dixon Valve & Coupling Co.
PT Coupling Co.



74. GATES MEGACRIMP™

Description: NPT threads on connecting end of stem for easy flange attachment. Tuffcoat plated steel. The "C" insert assures an even distribution of crimping forces to form a concentric seal.

Sources: Gates Corp.



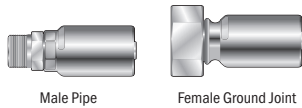
Male Pipe

Female Swivel

75. GATES GLX™

Description: One piece staked ferrule design. Smooth ferrule I.D. designed for textile reinforced hoses. Male and female pipe, female JIC 37° flare swivel and male and female SAE 45° flare terminations. TuffCoat™ plated steel for 400 hour red rust corrosion protection (SAE-J516 and ASTM-B-117 salt spray conditions).

Sources: Gates Corp.



Male Pipe

Female Ground Joint

76. PERMANENT CRIMPED STEAM

Description: Permanently crimped steam hose couplings – Female Viton™ Seal Ground Joint or Male NPT Thread. Precision metal to metal contact with a Viton seal provides leak-free performance. Streamlined permanently crimped ferrule eliminates protruding bolts that require retightening and can catch on equipment or cause injury.


Sources: Campbell Fittings, Inc.



78. CRIMP SLEEVES

Description: Available in plated steel, 316 stainless steel and aluminum. Suitable for replacing band clamps when using pin lug, combination nipple or cam and groove stems. Working pressures are determined by the type of couplings and hose used.

Sources: APG
Campbell Fittings, Inc.
Dixon Valve & Coupling Co.
PT Coupling Co




79. HOLEDALL PERMANENT SWAGED – LONG STYLE

Description: Patented Holedall couplings include a Holedall stem and specially engineered ferrule. This multi-purpose, high-pressure coupling system requires no bolts and results in a clean coupling with no protrusions.

Sources: Dixon Valve & Coupling Co.



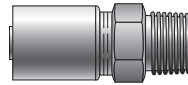
COUPLINGS AND FERRULES



80. GATES GSP

Description: Two piece, no skive design engineered for high-pressure, high-impulse applications. TuffCoat™ plated steel for 400 hour red rust corrosion protection (SAE-J516 and ASTM-B-117 salt spray conditions).

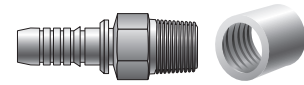
Sources: Gates Corp.



81. GATES GL

Description: One piece staked ferrule design. Smooth ferrule I.D. designed for textile and helical reinforced transfer hoses. Male and female pipe, male and female JIC 37° flare and male and female SAE 45° flare terminations. TuffCoat plated steel for 400 hour red rust corrosion protection (SAE-J516 and ASTM-B-117 salt spray conditions).

Sources: Gates Corp.



82. GATES SS

Description: Two piece, no skive design. Made of stainless steel for high corrosion resistance.


Sources: Gates Corp.



84. DIXON BAUER

Description: Dixon™ combination nipple style hose shank machined from Schedule 40 pipe. Recommended for use with steel King Crimp™ sleeves. All components are galvanized.

Sources: Dixon Valve & Coupling Co.



88. BRASS MALE NPT X HOSE BARB

Description: All standard hose fittings are intended for use with hose clamps or crimped ferrules.


Sources: Dixon Valve & Coupling, Co.



89. BRASS FERRULES

Description: Stamped brass ferrules to be used with brass hose barbs.

Sources: Dixon Valve & Coupling, Co.



90. PRO™ SERIES COUPLINGS

Description: One-Piece wire braid coupling for pressure wash hose. Tuffcoat™ plated for maximum service life.

Sources: Gates Corp.

AGRICULTURE
AIR BREATHING
AIR DUCT
AIR AND MULTI-PURPOSE
CHEMICAL
FOOD AND BEVERAGE
ENGINE AND MARINE
MATERIAL HANDLING
MINING
OILFIELD
PETROLEUM
PRESSURE WASH AND WASHDOWN
STEAM
WATER
CLAMPS
COUPLINGS AND FERRULES
HOSE FINDER
CHEMICAL RESISTANCE TABLE



AGRICULTURE
AIR BREATHING
AIR DUCT
AIR AND MULTI-PURPOSE
CHEMICAL
FOOD AND BEVERAGE
ENGINE AND MARINE
MATERIAL HANDLING
MINING
OILFIELD
PETROLEUM
PRESSURE WASH AND WASHDOWN
STEAM
WATER
CLAMPS
COUPLINGS AND FERRULES
HOSE FINDER
CHEMICAL RESISTANCE TABLE

Anderson Fittings
Frankfort, IL 60423
(800) 323-5284
4 19 20

A P G
Houston, TX 77067
(800) 888-5223
1 3 4 5 6 7 14 18 19 36 49 73 78

Banjo Corporation
Crawfordsville, IN 47933
(765) 362-7367
49

Band-IT-IDEX, Inc.
Denver, CO 80216
(800) 525-0758
7 8 21 22 48

Campbell Fittings, Inc.
Boyertown, PA 19512
(800) 367-3678
4 7 15 18 36 71 76 78

Dixon Brass
A Dixon Company
Westmont, IL 60559
(800) 323-4440
2 4 19 20

Dixon Valve & Coupling Co.
Chestertown, MD 21620
(800) 355-1991
1 5 6 7 10 14 15 18 19 20 26 35 49 71 73 76 78 79

Fast-Lok Hose Clamps
Division of Deco Products Co.
Decorah, IA 52101
(800) 327-9751
21 22 61

JC Gadd Company
Denver, CO 80227
(303) 744-3345
3 23 24 28

George Myer Company, Inc.
Houston, TX 77023
(800) 600-3074
71

Jagemann Stamping Company
Manitowoc, WI 54220
(888) 337-7853
20

Lenz, Inc.
Dayton, OH 45401
(937) 277-9364
4 19

Martin Brass Works, Inc.
Jamaica, NY 11433
(718) 523-3146
7 34

National Coupling Co.
Stafford, TX 77477
(281) 499-2583
19

LR Nelson Corp.
Peoria, IL 61615
(309) 690-2200
2

OPW Engineered Systems
Lebanon, OH 45036
(800) 547-9393
49

PT Coupling Co.
ProGrip Co.
Punch-Lok Co.
Enid, OK 73701
(800) 654-0320
5 6 7 14 15 18 21 22 23 25 26 36 49 61 71 73 78

Plews-Edelmann
Division of Tomkins Ind. & Auto
Dixon, IL 61021
(815) 288-3344
19 20

Scully Signal Co.
Wilmington, MA 01887
(800) 272-8559
49

Seal-Fast, Inc.
Houston, TX 77220
(800) 231-0734
1 3 6 7 14 18 36 49

Serv-All Die and Tool Co.
Crystal Lake, IL 60014
(815) 459-2900
23 24 28

Truex, Inc.
Pawtucket, RI 02861
(800) 458-7839
20

United Metal Industries, Inc.
New Hyde Park, NY 11040
(800) 359-6801
25 26 27 47

Winzler Stamping Company
Montpelier, OH 43543
(419) 485-3147
20





Proper Hose Selection

Explanation of Column Headings

1. **Hose I.D.** — This is the nominal hose inside diameter in inches (Refer to ARPM Tolerances page).
2. **Hose Name** — This is the hose identification shown in the catalog. For some special hoses, it may be a number, not a name.
3. **Rated Working Pressure (psi)** — This is the design working pressure and is based on a certain percentage of the hose burst value. It varies with hose type and intended application.
4. **Vacuum (In. Hg)** — This is the vacuum rating of the hose when used in vacuum applications at ambient temperatures, and not bent beyond the minimum bend radius.
5. **Hose O.D.** — The outside diameter (Refer to ARPM Tolerances page).
6. **Tube** — For reference, the Gates rubber type identification is given and the color used on that particular hose. Refer to Characteristics and Resistance Information for Hose Tube and Cover Compounds page for a description of these stocks.
7. **Cover** — Same information for tube stock.
8. **Hose Weight** — This is approximate measurement per current specification.
9. **Minimum Bend Radius** — This is the smallest radius in inches around which a hose can be bent without over stressing components, without collapsing the hose wall and without substantially reducing fluid flow.
10. **Hose Temperature Range** — Includes maximum and minimum temperatures of each hose listed.
11. **Hose Category** — This is a listing of hose types as indicated in the Table of Contents of the Industrial Hose Products #39496-000. Most hoses are not limited to these applications only.

How to Select a Hose from the Data Pages

Example 1

Given: A customer wants a 3/4" I.D. x 20" hose to handle air or water and general purpose applications. Temperatures are ambient, a pressure rating up to 300 psi is required and it must have textile reinforcement with a high oil resistant tube.

Turn to Hose Finder Data Pages for the listing of 3/4" I.D. hoses. In the Rated Working Pressure column, you will find the 300 psi figures. NOTE: Several hoses have a 300 psi rating or higher. But the ones with textile reinforcement and high oil resistance that are multi-purpose are Plant Master™ XTreme™ hoses. All of these hoses could be suitable for the application. Refer to corresponding catalog page number for specific hose details and coupling recommendations.

Example 2

Given: 6" x 50" dry powder food-grade transfer hose is needed. The hose requirements are: full vacuum, 50 psi and a temperature of 100°F.

Turn to Hose Finder Data Pages for the listing of 6" I.D. hoses. In the Rated Working Pressure column, you will find the 50 psi rating or higher. The two hoses with 50 psi and full vacuum ratings and suitable for bulk food transfer are Food Master™ Dry Goods and Food Master™ Oils & Dairy. Refer to corresponding catalog page number for specific hose details and coupling recommendations.

AGRICULTURE
AIR BREATHING
AIR DUCT
AIR AND MULTI-PURPOSE
CHEMICAL
FOOD AND BEVERAGE
ENGINE AND MARINE
MATERIAL HANDLING
MINING
OILFIELD
PETROLEUM
PRESSURE WASH AND WASHDOWN
STEAM
WATER
CLAMPS
COUPLINGS AND FERRULES
HOSE FINDER
CHEMICAL RESISTANCE TABLE

HOSE FINDER



	Hose I.D. (in)	Rated W.P. (psi)	Name	Vacuum (in. Hg.)	Hose O.D. (in)	Tube Type	Cover Type	MBR (in)	Wt. (lbs/ft)	Temp Min. (°F)	Temp Max. (°F)	Hose Categories	Catalog Page No.
AGRICULTURE													
AIR BREATHING													
AIR DUCT	7/64	25	Windshield Washer and Vacuum Tubing	24.0	.22	P	—	1.5	1.00	-40°F	+257°F	Engine and Marine	104
	1/8	65	Food Master™ PVC (20-65) Clear Tubing	—	.20	G	G	—	.02	-25°F	+150°F	Food and Beverage	84
AIR AND MULTI-PURPOSE	5/32	25	Windshield Washer and Vacuum Tubing	24.0	.31	P	—	1.5	2.24	-40°F	+257°F	Engine and Marine	104
	5/32	50	4219G Fuel Line (35-50)	24.0	.36	C	C2	2.0	.05	-40°F	+257°F	Engine and Marine	93
	3/16	50	4219BG Barricade™ Fuel Hose (35-50)	24.0	.41	C	C2	2.17	.07	-40°F	+212°F	Engine and Marine	89
CHEMICAL	3/16	50	4219G Fuel Line (35-50)	24.0	.41	C	C2	3.0	.07	-40°F	+257°F	Engine and Marine	93
	3/16	50	Food Master™ PVC (20-65) Clear Tubing	—	.25	G	G	—	.03	-25°F	+150°F	Food and Beverage	84
FOOD AND BEVERAGE	3/16	60	Food Master™ PVC (20-65) Clear Tubing	—	.38	G	G	—	.04	-25°F	+150°F	Food and Beverage	84
	3/16	125	LPG Vapor 125	30.0	.44	C	A	2.0	.08	-30°F	+150°F	Petroleum	155
	3/16	175	4219BD Bio-Diesel Fuel Hose	24.0	.41	C1	J	2.16	.06	-40°F	+275°F	Engine and Marine	92
ENGINE AND MARINE	3/16	250	Plant Master™ XTreme™ (250-315)	30.0	.45	C	C2	2.0	.07	-40°F	+212°F	Air and Multi-Purpose	51
	7/32	25	Windshield Washer and Vacuum Tubing	24.0	.42	P	—	2.0	3.66	-40°F	+257°F	Engine and Marine	104
MATERIAL HANDLING	1/4	25	Windshield Washer and Vacuum Tubing	24.0	.45	P	—	2.0	3.95	-40°F	+257°F	Engine and Marine	104
	1/4	35	4219BM Barricade™ Marine Fuel Hose	24.0	.65	C	C2	5.25	4.00	-4°F	+212°F	Engine and Marine	91
	1/4	40	4219M Marine Master™ Fuel Line 40	28.0	.64	C	C	2.5	4.73	-40°F	+212°F	Engine and Marine	94
MINING	1/4	50	4219BG Barricade™ Fuel Hose (35-50)	24.0	.50	C	C2	2.56	.11	-40°F	+212°F	Engine and Marine	89
	1/4	50	4219G Fuel Line (35-50)	24.0	.50	C	C2	3.0	.10	-40°F	+257°F	Engine and Marine	93
OILFIELD	1/4	55	Food Master™ PVC (20-65) Clear Tubing	—	.38	G	G	—	.03	-25°F	+150°F	Food and Beverage	84
	1/4	60	Food Master™ PVC (20-65) Clear Tubing	—	.50	G	G	—	.08	-25°F	+150°F	Food and Beverage	84
PETROLEUM	1/4	125	LPG Vapor 125	30.0	.53	C	A	3.0	.11	-30°F	+150°F	Petroleum	155
	1/4	175	4219BD Bio-Diesel Fuel Hose	24.0	.51	C1	J	2.56	.09	-40°F	+275°F	Engine and Marine	92
	1/4	200	Ag Master™ (200-250)	30.0	.50	P	P	3.0	.09	-40°F	+200°F	Agriculture	38
PRESSURE WASH AND WASHDOWN	1/4	200	Plant Master™ (150-200) Black	30.0	.50	P	P	3.0	.09	-40°F	+200°F	Air and Multi-Purpose	58
	1/4	200	Plant Master™ (150-200) Red	30.0	.50	P	P	3.0	.08	-40°F	+200°F	Air and Multi-Purpose	59
	1/4	225	4219BF Barricade™ Fuel Injection Fuel Hose 225	24.0	.50	C1	J	2.56	.10	-40°F	+275°F	Engine and Marine	90
STEAM	1/4	250	Food Master™ PVC Clear Tubing (75-250) Braid	—	.47	G	G	—	.07	-10°F	+130°F	Food and Beverage	85
	1/4	250	Plant Master™ 250 Black	30.0	.50	P	P	3.0	.08	-40°F	+200°F	Air and Multi-Purpose	56
	1/4	250	Plant Master™ 250 Black	30.0	.62	P	P	3.0	.08	-40°F	+200°F	Air and Multi-Purpose	56
WATER	1/4	250	Plant Master™ 250 Colors	30.0	.50	P	P	3.0	.08	-40°F	+200°F	Air and Multi-Purpose	57
	1/4	250	Plant Master™ 250 Colors	30.0	.62	P	P	3.0	.08	-40°F	+200°F	Air and Multi-Purpose	57
	1/4	250	Plant Master™ Plus (200-300)	30.0	.50	B1	D3	2.0	.09	-40°F	+200°F	Air and Multi-Purpose	54
CLAMPS	1/4	250	Plant Master™ XTreme™ (250-315)	30.0	.50	C	C2	2.0	.09	-40°F	+212°F	Air and Multi-Purpose	51
	1/4	300	Plant Master™ 300	30.0	.53	P	P	3.0	.10	-40°F	+200°F	Air and Multi-Purpose	55
	1/4	300	Plant Master™ 300 NC	30.0	.62	P	P	3.0	.16	-20°F	+150°F	Air and Multi-Purpose	60
COUPLINGS AND FERRULES	1/4	300	Plant Master™ Plus (200-300)	30.0	.57	B1	D3	2.0	.12	-40°F	+200°F	Air and Multi-Purpose	54
	1/4	300	Plant Master™ Plus 300 Lock-On	30.0	.54	C	A	3.0	.11	-20°F	+212°F	Air and Multi-Purpose	53
HOSE FINDER	1/4	300	Plant Master™ XTreme™ 300 AR	30.0	.53	C	C4	2.0	.10	-40°F	+212°F	Air and Multi-Purpose	52
	1/4	300	Plant Master™ XTreme™ 300 Lock-On Braid	27.9	.47	C	C2	3.0	.09	-40°F	+212°F	Air and Multi-Purpose	50
CHEMICAL RESISTANCE TABLE	1/4	315	Plant Master™ XTreme™ (250-315)	30.0	.57	C	C2	2.0	.12	-40°F	+212°F	Air and Multi-Purpose	51
	1/4	325	Plant Master™ XTreme™ 325 Braid	30.0	.50	C	A	3.0	.09	-40°F	+212°F	Air and Multi-Purpose	48



Hose I.D. (in)	Rated W.P. (psi)	Name	Vacuum (in. Hg.)	Hose O.D. (in)	Tube Type	Cover Type	MBR (in)	Wt. (lbs/ft)	Temp Min. (°F)	Temp Max. (°F)	Hose Categories	Catalog Page No.
1/4	350	LP350	30.0	.58	A	A	3.0	.14	-40°F	+180°F	Petroleum	154
1/4	500	Air Master™ Respirator 500	—	.51	C	A	3.0	.13	-20°F	+120°F	Air Breathing	45
1/4	500	Air Master™ SCUBA 500	—	.51	C	A	2.7	.09	-20°F	+120°F	Air Breathing	44
1/4	500	C5M Marine Fuel Line Hose	24.0	.58	C	C2	1.3	.21	-4°F	+212°F	Engine and Marine	95
1/4	500	Chem Master™ DEF Transfer (350-500)	15.0	.50	P	P	3.0	.08	-40°F	+212°F	Chemical	72
1/4	500	Chem Master™ Paint Spray (500-750)	30.0	.52	Z	A	3.0	.09	-40°F	+150°F	Chemical	71
1/4	501	Plant Master™ XTreme™ 501 AR	30.0	.57	C	C4	3.0	.12	-40°F	+212°F	Air and Multi-Purpose	49
1/4	4000	Clean Master™ Pressure Wash 4000	30.0	.53	C	C2	2.0	.14	-40°F	+250°F	Pressure Wash and Washdown	160
1/4	4000	Clean Master™ Pressure Wash 4000 - Cut Lengths	30.0	.53	C	C2	2.0	.14	-40°F	+250°F	Pressure Wash and Washdown	161
1/4	6000	Clean Master™ Pressure Wash 6000	30.0	.59	C	C2	2.0	.25	-40°F	+250°F	Pressure Wash and Washdown	163
5/16	25	Windshield Washer and Vacuum Tubing	24.0	.50	P	—	2.5	1.74	-40°F	+257°F	Engine and Marine	104
5/16	35	4219BM Barricade™ Marine Fuel Hose	24.0	.71	C	C2	5.75	4.50	-4°F	+212°F	Engine and Marine	91
5/16	40	4219M Marine Master™ Fuel Line 40	28.0	.70	C	C	3.0	5.08	-40°F	+212°F	Engine and Marine	94
5/16	50	4219BG Barricade™ Fuel Hose (35-50)	24.0	.56	C	C2	2.95	.11	-40°F	+212°F	Engine and Marine	89
5/16	50	4219G Fuel Line (35-50)	24.0	.56	C	C2	3.0	.12	-40°F	+257°F	Engine and Marine	93
5/16	50	Food Master™ PVC (20-65) Clear Tubing	—	.44	G	G	—	.04	-25°F	+150°F	Food and Beverage	84
5/16	60	Food Master™ PVC (20-65) Clear Tubing	—	.56	G	G	—	.10	-25°F	+150°F	Food and Beverage	84
5/16	75	4230T Coolant Hose	25.0	.62	P	P	2.0	.15	-40°F	+257°F	Engine and Marine	102
5/16	175	4219BD Bio-Diesel Fuel Hose	24.0	.53	C1	J	2.95	.11	-40°F	+275°F	Engine and Marine	92
5/16	200	Plant Master™ (150-200) Black	30.0	.53	P	P	3.0	.09	-40°F	+200°F	Air and Multi-Purpose	58
5/16	200	Plant Master™ (150-200) Red	30.0	.53	P	P	3.0	.09	-40°F	+200°F	Air and Multi-Purpose	59
5/16	225	4219BF Barricade™ Fuel Injection Fuel Hose 225	24.0	.56	C1	J	2.95	.11	-40°F	+275°F	Engine and Marine	90
5/16	250	Plant Master™ XTreme™ (250-315)	30.0	.56	C	C2	2.0	.11	-40°F	+212°F	Air and Multi-Purpose	51
5/16	315	Plant Master™ XTreme™ (250-315)	30.0	.67	C	C2	2.0	.16	-40°F	+212°F	Air and Multi-Purpose	51
5/16	325	Plant Master™ XTreme™ 325 Braid	30.0	.62	C	A	3.0	.13	-40°F	+212°F	Air and Multi-Purpose	48
5/16	500	Air Master™ SCUBA 500	—	.56	C	A	2.8	.01	-20°F	+120°F	Air Breathing	44
5/16	500	C5M Marine Fuel Line Hose	24.0	.67	C	C2	1.3	.27	-4°F	+212°F	Engine and Marine	95
5/16	500	Chem Master™ Paint Spray (500-750)	30.0	.59	Z	A	3.0	.11	-40°F	+150°F	Chemical	71
3/8	25	Windshield Washer and Vacuum Tubing	24.0	.63	P	—	3.0	3.60	-40°F	+257°F	Engine and Marine	104
3/8	35	4219BM Barricade™ Marine Fuel Hose	24.0	.74	C	C2	6.0	5.10	-4°F	+212°F	Engine and Marine	91
3/8	40	4219M Marine Master™ Fuel Line 40	28.0	.77	C	C	3.0	11.04	-40°F	+212°F	Engine and Marine	94
3/8	45	Food Master™ PVC (20-65) Clear Tubing	—	.50	G	G	—	.06	-25°F	+150°F	Food and Beverage	84
3/8	50	4219BG Barricade™ Fuel Hose (35-50)	24.0	.62	C	C2	3.35	.12	-40°F	+212°F	Engine and Marine	89
3/8	50	4219G Fuel Line (35-50)	24.0	.62	C	C2	4.0	.15	-40°F	+257°F	Engine and Marine	93
3/8	55	Food Master™ PVC (20-65) Clear Tubing	—	.63	G	G	—	.12	-25°F	+150°F	Food and Beverage	84
3/8	75	4230T Coolant Hose	25.0	.69	P	P	2.5	.17	-40°F	+257°F	Engine and Marine	102
3/8	110	Engine Coolant Silicone	12.0	.76	MQ	MQ	8.0	.19	-65°F	+347°F	Engine and Marine	101
3/8	125	LPG Vapor 125	25.0	.66	C	A	3.0	.14	-30°F	+150°F	Petroleum	155
3/8	175	4219BD Bio-Diesel Fuel Hose	24.0	.63	C1	J	3.35	.09	-40°F	+275°F	Engine and Marine	92

AGRICULTURE
AIR BREATHING
AIR DUCT
AIR AND MULTI-PURPOSE
CHEMICAL
FOOD AND BEVERAGE
ENGINE AND MARINE
MATERIAL HANDLING
MINING
OILFIELD
PETROLEUM
PRESSURE WASH AND WASHDOWN
STEAM
WATER
CLAMPS
COUPLINGS AND FERRULES
HOSE FINDER
CHEMICAL RESISTANCE TABLE



	Hose I.D. (in)	Rated W.P. (psi)	Name	Vacuum (in. Hg.)	Hose O.D. (in)	Tube Type	Cover Type	MBR (in)	Wt. (lbs/ft)	Temp Min. (°F)	Temp Max. (°F)	Hose Categories	Catalog Page No.
AGRICULTURE													
AIR BREATHING													
AIR DUCT	3/8	200	Ag Master™ (200-250)	30.0	.66	P	P	3.0	.15	-40°F	+200°F	Agriculture	38
	3/8	200	Food Master™ PVC Clear Tubing (75-250) Braid	—	.63	G	G	—	.11	-10°F	+130°F	Food and Beverage	85
AIR AND MULTI-PURPOSE	3/8	200	Plant Master™ (150-200) Black	30.0	.66	P	P	3.0	.14	-40°F	+200°F	Air and Multi-Purpose	58
	3/8	200	Plant Master™ (150-200) Red	30.0	.66	P	P	3.0	.14	-40°F	+200°F	Air and Multi-Purpose	59
	3/8	225	4219BF Barricade™ Fuel Injection Fuel Hose 225	24.0	.62	C1	J	3.35	.13	-40°F	+275°F	Engine and Marine	90
CHEMICAL	3/8	250	Plant Master™ 250 Black	30.0	.66	P	P	3.0	.14	-40°F	+200°F	Air and Multi-Purpose	56
	3/8	250	Plant Master™ 250 Colors	30.0	.66	P	P	3.0	.14	-40°F	+200°F	Air and Multi-Purpose	57
	3/8	250	Plant Master™ Plus (200-300)	30.0	.66	B1	D3	3.0	.14	-40°F	+200°F	Air and Multi-Purpose	54
FOOD AND BEVERAGE	3/8	250	Plant Master™ Steam Plus 250	30.0	.80	P2	B1	4.0	.30	-40°F	+450°F	Steam	170
	3/8	250	Plant Master™ XTreme™ (250-315)	30.0	.66	C	C2	3.0	.14	-40°F	+212°F	Air and Multi-Purpose	51
	3/8	300	Plant Master™ 300	30.0	.67	P	P	3.0	.15	-40°F	+200°F	Air and Multi-Purpose	55
ENGINE AND MARINE	3/8	300	Plant Master™ 300	30.0	.69	P	P	3.0	.15	-40°F	+200°F	Air and Multi-Purpose	55
	3/8	300	Plant Master™ 300 NC	30.0	.75	P	P	3.0	.19	-20°F	+150°F	Air and Multi-Purpose	60
	3/8	300	Plant Master™ Plus (200-300)	30.0	.73	B1	D3	3.0	.18	-40°F	+200°F	Air and Multi-Purpose	54
	3/8	300	Plant Master™ Plus 300 Lock-On	30.0	.68	C	A	3.0	.14	-20°F	+212°F	Air and Multi-Purpose	53
MATERIAL HANDLING	3/8	300	Plant Master™ XTreme™ 300 AR	30.0	.70	C	C4	3.0	.16	-40°F	+212°F	Air and Multi-Purpose	52
	3/8	300	Plant Master™ XTreme™ 300 Lock-On Braid	27.9	.63	C	C2	3.0	.11	-40°F	+212°F	Air and Multi-Purpose	50
MINING	3/8	315	Plant Master™ XTreme™ (250-315)	30.0	.73	C	C2	3.0	.18	-40°F	+212°F	Air and Multi-Purpose	51
	3/8	325	Plant Master™ XTreme™ 325 Braid	30.0	.69	C	A	3.0	.15	-40°F	+212°F	Air and Multi-Purpose	48
OILFIELD	3/8	350	LP350	30.0	.74	A	A	3.0	.21	-40°F	+180°F	Petroleum	154
	3/8	500	Air Master™ Respirator 500	—	.70	C	A	3.0	.18	-20°F	+120°F	Air Breathing	45
PETROLEUM	3/8	500	Chem Master™ Paint Spray (500-750)	30.0	.67	Z	A	3.0	.14	-40°F	+150°F	Chemical	71
	3/8	501	Plant Master™ XTreme™ 501 AR	25.0	.75	C	C4	3.0	.19	-40°F	+212°F	Air and Multi-Purpose	49
	3/8	600	Ag Master™ Spray 600	25.0	.67	G	G	4.0	.12	-10°F	+130°F	Agriculture	36
PRESSURE WASH AND WASHDOWN	3/8	800	Ag Master™ Spray 800	25.0	.69	G	G	4.0	.14	-10°F	+130°F	Agriculture	37
	3/8	1000	Clean Master™ Washdown 1000	30.0	.73	C2	C2	4.0	.18	-40°F	+212°F	Pressure Wash and Washdown	165
	3/8	1125	Air Master™ Diving Umbilical (1000-1125)	30.0	.75	C	A	4.0	.19	-20°F	+120°F	Air Breathing	43
STEAM	3/8	3000	Clean Master™ Pressure Wash 3000	30.0	.67	C	C2	2.5	.23	-40°F	+250°F	Pressure Wash and Washdown	159
	3/8	4000	Clean Master™ Pressure Wash 4000	30.0	.67	C	C2	2.5	.18	-40°F	+250°F	Pressure Wash and Washdown	160
WATER	3/8	4000	Clean Master™ Pressure Wash 4000 - Cut Lengths	30.0	.67	C	C2	2.5	10.24	-40°F	+250°F	Pressure Wash and Washdown	161
	3/8	5000	Clean Master™ Pressure Wash 5000	30.0	.74	C	C2	2.5	.35	-40°F	+250°F	Pressure Wash and Washdown	162
CLAMPS	3/8	6000	Clean Master™ Pressure Wash 6000	30.0	.74	C	C2	2.5	.32	-40°F	+250°F	Pressure Wash and Washdown	163
	3/8	3000	Clean Master™ Pressure Wash 3000	30.0	.67	C	C2	2.5	12.20	-40°F	+250°F	Pressure Wash and Washdown	159
COUPLINGS AND FERRULES	13/32	500	C5M Marine Fuel Line Hose	24.0	.77	C	C2	1.8	.33	-4°F	+212°F	Engine and Marine	95
	1/2	30	Food Master™ PVC (20-65) Clear Tubing	—	.63	G	G	—	.07	-25°F	+150°F	Food and Beverage	84
HOSE FINDER	1/2	35	4219BG Barricade™ Fuel Hose (35-50)	10.0	.78	C	C2	4.72	.13	-40°F	+212°F	Engine and Marine	89
	1/2	35	4219G Fuel Line (35-50)	10.0	.78	C	C2	5.0	.18	-40°F	+257°F	Engine and Marine	93
	1/2	40	4219M Marine Master™ Fuel Line 40	28.0	.89	C	C	5.0	7.37	-40°F	+212°F	Engine and Marine	94
CHEMICAL RESISTANCE TABLE	1/2	45	Food Master™ PVC (20-65) Clear Tubing	—	.75	G	G	—	.13	-25°F	+150°F	Food and Beverage	84



Hose I.D. (in)	Rated W.P. (psi)	Name	Vacuum (In. Hg.)	Hose O.D. (in)	Tube Type	Cover Type	MBR (in)	Wt. (lbs/ft)	Temp Min. (°F)	Temp Max. (°F)	Hose Categories	Catalog Page No.
1/2	75	4230T Coolant Hose	25.0	.81	P	P	3.0	.23	-40°F	+257°F	Engine and Marine	102
1/2	110	Engine Coolant Silicone	12.0	.87	MQ	MQ	8.0	.23	-65°F	+347°F	Engine and Marine	101
1/2	150	Bulk Master™ Sand Blast (120-150) D	25.0	1.23	D3	D	5.0	.55	-40°F	+150°F	Material Handling	110
1/2	175	4219BD Bio-Diesel Fuel Hose	24.0	.78	C1	J	4.72	.18	-40°F	+275°F	Engine and Marine	92
1/2	200	Ag Master™ (200-250)	30.0	.81	P	P	5.0	.19	-40°F	+200°F	Agriculture	38
1/2	200	Clean Master™ Washdown 150-200	25.0	.91	D	D	5.0	.28	-20°F	+180°F	Pressure Wash and Washdown	166
1/2	200	Food Master™ PVC Clear Tubing (75-250) Braid	—	.75	G	G	—	.13	-10°F	+130°F	Food and Beverage	85
1/2	200	Plant Master™ (150-200) Black	25.0	.81	P	P	5.0	.19	-40°F	+200°F	Air and Multi-Purpose	58
1/2	200	Plant Master™ (150-200) Red	25.0	.81	P	P	5.0	.20	-40°F	+200°F	Air and Multi-Purpose	59
1/2	225	4219BF Barricade™ Fuel Injection Fuel Hose 225	10.0	.78	C1	J	5.5	.19	-40°F	+275°F	Engine and Marine	90
1/2	250	MIL Low Pressure Fuel and Oil Hose	—	.84	A	A	5.0	.24	-40°F	+250°F	Engine and Marine	96
1/2	250	Plant Master™ 250 Black	25.0	.81	P	P	5.0	.19	-40°F	+200°F	Air and Multi-Purpose	56
1/2	250	Plant Master™ 250 Colors	25.0	.81	P	P	5.0	.19	-40°F	+200°F	Air and Multi-Purpose	57
1/2	250	Plant Master™ Plus (200-300)	25.0	.81	B1	D3	4.0	.19	-40°F	+200°F	Air and Multi-Purpose	54
1/2	250	Plant Master™ Steam 250	20.0	1.02	P2	P2	7.0	.44	-40°F	+450°F	Steam	169
1/2	250	Plant Master™ Steam Plus 250	25.0	1.02	P2	B1	7.0	.45	-40°F	+450°F	Steam	170
1/2	250	Plant Master™ XTreme™ (250-315)	25.0	.85	C	C2	4.0	.22	-40°F	+212°F	Air and Multi-Purpose	51
1/2	300	Plant Master™ 300	25.0	.83	P	P	5.0	.20	-40°F	+200°F	Air and Multi-Purpose	55
1/2	300	Plant Master™ 300 NC	25.0	.88	P	P	5.0	.24	-20°F	+150°F	Air and Multi-Purpose	60
1/2	300	Plant Master™ Plus (200-300)	25.0	.84	B1	D3	4.0	.13	-40°F	+200°F	Air and Multi-Purpose	54
1/2	300	Plant Master™ Plus 300 Lock-On	30.0	.81	C	A	5.0	.18	-20°F	+212°F	Air and Multi-Purpose	53
1/2	300	Plant Master™ XTreme™ 300 AR	25.0	.84	C	C4	4.0	.21	-40°F	+212°F	Air and Multi-Purpose	52
1/2	300	Plant Master™ XTreme™ 300 Lock-On Braid	27.9	.77	C	C2	5.0	.15	-40°F	+212°F	Air and Multi-Purpose	50
1/2	315	Plant Master™ XTreme™ (250-315)	25.0	.88	C	C2	4.0	.24	-40°F	+212°F	Air and Multi-Purpose	51
1/2	325	Plant Master™ XTreme™ 325 Braid	25.0	.84	C	A	5.0	.20	-40°F	+212°F	Air and Multi-Purpose	48
1/2	350	Chem Master™ DEF Transfer (350-500)	15.0	.80	P	P	3.0	.25	-40°F	+212°F	Chemical	72
1/2	350	LP350	25.0	.91	A	A	5.0	.28	-40°F	+180°F	Petroleum	154
1/2	500	C5M Marine Fuel Line Hose	10.0	.92	C	C2	2.3	.40	-4°F	+212°F	Engine and Marine	95
1/2	501	Plant Master™ XTreme™ 501 AR	25.0	.89	C	C4	5.0	.25	-40°F	+212°F	Air and Multi-Purpose	49
1/2	600	Ag Master™ Spray 600	25.0	.81	G	G	5.0	.17	-10°F	+130°F	Agriculture	36
1/2	750	Chem Master™ Paint Spray (500-750)	25.0	.87	Z	A	5.0	.23	-40°F	+150°F	Chemical	71
1/2	800	Ag Master™ Spray 800	25.0	.84	G	G	5.0	.18	-10°F	+130°F	Agriculture	37
1/2	1000	Air Master™ Diving Umbilical (1000-1125)	30.0	.94	C	A	5.0	.29	-20°F	+120°F	Air Breathing	43
1/2	1000	Clean Master™ Washdown 1000	30.0	.94	C2	C2	5.0	.29	-40°F	+212°F	Pressure Wash and Washdown	165
1/2	1000	Mine Master™ Spray 1000	30.0	.84	P	C2	5.0	.28	-40°F	+212°F	Mining	112
1/2	3000	Clean Master™ Pressure Wash 3000	30.0	.79	C	C2	3.5	.25	-40°F	+250°F	Pressure Wash and Washdown	159
1/2	4000	Clean Master™ Pressure Wash 4000	30.0	.80	C	C2	3.5	.28	-40°F	+250°F	Pressure Wash and Washdown	160
1/2	5000	Clean Master™ Pressure Wash 5000	30.0	.86	C	C2	3.5	.25	-40°F	+250°F	Pressure Wash and Washdown	162
5/8	10	Air Duct (5-10) SD	5.0	.81	A	A	1.0	.16	-30°F	+250°F	Air Duct	46
5/8	25	Food Master™ PVC (20-65) Clear Tubing	—	.75	G	G	—	.08	-25°F	+150°F	Food and Beverage	84
5/8	35	4219G Fuel Line (35-50)	10.0	.94	C	C2	6.0	.25	-40°F	+257°F	Engine and Marine	93

AGRICULTURE
AIR BREATHING
AIR DUCT
AIR AND MULTI-PURPOSE
CHEMICAL
FOOD AND BEVERAGE
ENGINE AND MARINE
MATERIAL HANDLING
MINING
OILFIELD
PETROLEUM
PRESSURE WASH AND WASHDOWN
STEAM
WATER
CLAMPS
COUPLINGS AND FERRULES
HOSE FINDER
CHEMICAL RESISTANCE TABLE

HOSE FINDER



	Hose I.D. (in)	Rated W.P. (psi)	Name	Vacuum (in. Hg.)	Hose O.D. (in)	Tube Type	Cover Type	MBR (in)	Wt. (lbs/ft)	Temp Min. (°F)	Temp Max. (°F)	Hose Categories	Catalog Page No.
AGRICULTURE													
AIR BREATHING													
AIR DUCT	5/8	40	4219M Marine Master™ Fuel Line 40	28.0	1.01	C	C	6.0	8.61	-40°F	+212°F	Engine and Marine	94
	5/8	40	Food Master™ PVC (20-65) Clear Tubing	—	.88	G	G	—	.16	-25°F	+150°F	Food and Beverage	84
AIR AND MULTI-PURPOSE	5/8	75	4230T Coolant Hose	25.0	.94	P	P	4.0	.25	-40°F	+257°F	Engine and Marine	102
	5/8	110	Engine Coolant Silicone	12.0	1.02	MQ	MQ	8.0	.27	-65°F	+347°F	Engine and Marine	101
	5/8	150	Fuel Master™ Curb Pump 150	30.0	1.00	C	J	6.0	.37	-40°F	+120°F	Petroleum	156
CHEMICAL	5/8	175	4219BD Bio-Diesel Fuel Hose	24.0	.92	C1	J	5.51	.24	-40°F	+275°F	Engine and Marine	92
	5/8	200	Ag Master™ (200-250)	30.0	.97	P	P	6.0	.26	-40°F	+200°F	Agriculture	38
	5/8	200	Food Master™ PVC Clear Tubing (75-250) Braid	—	.88	G	G	—	.15	-10°F	+130°F	Food and Beverage	85
FOOD AND BEVERAGE	5/8	200	Plant Master™ (150-200) Black	20.0	.97	P	P	6.0	.26	-40°F	+200°F	Air and Multi-Purpose	58
	5/8	200	Plant Master™ (150-200) Red	20.0	.97	P	P	6.0	.26	-40°F	+200°F	Air and Multi-Purpose	59
	5/8	250	Plant Master™ 250 Colors	20.0	.97	P	P	6.0	.25	-40°F	+200°F	Air and Multi-Purpose	57
	5/8	250	Plant Master™ Plus (200-300)	20.0	.98	B1	D3	5.0	.27	-40°F	+200°F	Air and Multi-Purpose	54
ENGINE AND MARINE	5/8	250	Plant Master™ XTreme™ (250-315)	20.0	.98	C	C2	5.0	.27	-40°F	+212°F	Air and Multi-Purpose	51
	5/8	300	Plant Master™ Plus (200-300)	20.0	.98	B1	D3	5.0	.30	-40°F	+200°F	Air and Multi-Purpose	54
MATERIAL HANDLING	5/8	300	Plant Master™ XTreme™ 300 Lock-On Braid	27.9	.94	C	C2	6.0	.20	-40°F	+212°F	Air and Multi-Purpose	50
	5/8	315	Plant Master™ XTreme™ (250-315)	20.0	.98	C	C2	5.0	.30	-40°F	+212°F	Air and Multi-Purpose	51
MINING	5/8	325	Plant Master™ XTreme™ 325 Braid	20.0	.94	C	A	6.0	.24	-40°F	+212°F	Air and Multi-Purpose	48
	5/8	500	C5M Marine Fuel Line Hose	10.0	1.08	C	C2	2.8	.51	-4°F	+212°F	Engine and Marine	95
	3/4	10	Air Duct (5-10) SD	5.0	.94	A	A	1.0	.19	-30°F	+250°F	Air Duct	46
	3/4	20	Air Duct (8-20) SD	15.0	1.00	A	A	1.0	.20	-30°F	+250°F	Air Duct	47
OILFIELD	3/4	35	4219G Fuel Line (35-50)	10.0	1.13	C	C2	7.0	.36	-40°F	+257°F	Engine and Marine	93
	3/4	35	Food Master™ PVC (20-65) Clear Tubing	—	1.00	G	G	—	.19	-25°F	+150°F	Food and Beverage	84
PETROLEUM	3/4	45	Food Master™ PVC (20-65) Clear Tubing	—	1.25	G	G	—	.43	-25°F	+150°F	Food and Beverage	84
	3/4	75	4230T Coolant Hose	25.0	1.06	P	P	5.0	.29	-40°F	+257°F	Engine and Marine	102
	3/4	80	4175EC Coolant Hose	8.0	1.14	P	P	6.0	.37	-40°F	+257°F	Engine and Marine	97
PRESSURE WASH AND WASHDOWN	3/4	110	Engine Coolant Silicone	10.0	1.14	MQ	MQ	10.0	.31	-65°F	+347°F	Engine and Marine	101
	3/4	150	4169A Coolant Hose	8.0	1.14	C	A	10.0	.34	-40°F	+212°F	Engine and Marine	99
	3/4	150	Bulk Master™ Sand Blast (120-150) D	15.0	1.50	D3	D	8.0	.70	-40°F	+150°F	Material Handling	110
STEAM	3/4	150	Chem Master™ EPDM (125-150) SD	30.0	1.27	P	P	3.0	.50	-40°F	+250°F	Chemical	70
	3/4	150	Clean Master™ Washdown 150-200	25.0	1.25	D	D	6.0	27.50	-20°F	+180°F	Pressure Wash and Washdown	166
WATER	3/4	150	Food Master™ Oils and Dairy 150SD	30.0	1.29	C2	C2	2.0	.64	-40°F	+230°F	Food and Beverage	79
	3/4	150	Food Master™ PVC Clear Tubing (75-250) Braid	—	1.03	G	G	—	.20	-10°F	+130°F	Food and Beverage	85
CLAMPS	3/4	150	Fuel Master™ Curb Pump 150	30.0	1.13	C	J	6.0	.42	-40°F	+120°F	Petroleum	156
	3/4	150	Fuel Master™ Diesel Curb Pump 150	30.0	1.13	C	J	6.0	.42	-40°F	+120°F	Petroleum	158
COUPLINGS AND FERRULES	3/4	150	Fuel Master™ Up to E85 Curb Pump 150	30.0	1.13	C3	J	6.0	.42	-40°F	+120°F	Petroleum	157
	3/4	175	4219BD Bio-Diesel Fuel Hose	24.0	1.08	C1	J	7.09	.31	-40°F	+275°F	Engine and Marine	92
	3/4	200	Ag Master™ (200-250)	30.0	1.15	P	P	6.0	.32	-40°F	+200°F	Agriculture	38
HOSE FINDER	3/4	200	Chem Master™ Plus CPE (150-200) SD MegaFlex™	30.0	1.20	J	P	1.5	.41	-40°F	+275°F	Chemical	69
	3/4	200	Chem Master™ Plus UHMWPE (150-200) SD	30.0	1.22	L	P	4.0	.41	-40°F	+212°F	Chemical	67
CHEMICAL RESISTANCE TABLE	3/4	200	Chem Master™ Plus XLPE (150-200) SD Black	30.0	1.25	K	P	4.0	.45	-40°F	+250°F	Chemical	64
	3/4	200	Chem Master™ Plus XLPE (150-200) SD Colors	30.0	1.25	K	P	4.0	.46	-40°F	+250°F	Chemical	65



Hose I.D. (in)	Rated W.P. (psi)	Name	Vacuum (In. Hg.)	Hose O.D. (in)	Tube Type	Cover Type	MBR (in)	Wt. (lbs/ft)	Temp Min. (°F)	Temp Max. (°F)	Hose Categories	Catalog Page No.
3/4	200	Chem Master™ Plus XLPE 200SD CR	20.0	1.36	K	P	4.0	.45	-40°F	+250°F	Chemical	66
3/4	200	Chem Master™ XTreme™ FEP (125-200) SD	30.0	1.29	T	P	4.0	.52	-40°F	+300°F	Chemical	62
3/4	200	Chem Master™ XTreme™ FEP 200SD CR	20.0	1.33	T	P	4.0	.52	-40°F	+300°F	Chemical	63
3/4	200	Clean Master™ Washdown 150-200	15.0	1.25	D	D	6.0	.49	-20°F	+180°F	Pressure Wash and Washdown	166
3/4	200	Plant Master™ (150-200) Black	15.0	1.11	P	P	6.0	.23	-40°F	+200°F	Air and Multi-Purpose	58
3/4	200	Plant Master™ (150-200) Red	15.0	1.11	P	P	6.0	.31	-40°F	+200°F	Air and Multi-Purpose	59
3/4	250	Food Master™ XTreme™ 250SD CR	30.0	1.22	S	P	2.0	.42	-40°F	+230°F	Food and Beverage	75
3/4	250	MIL Low Pressure Fuel and Oil Hose	—	1.09	A	A	6.0	.29	-40°F	+250°F	Engine and Marine	96
3/4	250	Plant Master™ 250 Black	20.0	1.15	P	P	6.0	.35	-40°F	+200°F	Air and Multi-Purpose	56
3/4	250	Plant Master™ 250 Colors	20.0	1.11	P	P	6.0	.35	-40°F	+200°F	Air and Multi-Purpose	57
3/4	250	Plant Master™ 250 Colors	20.0	1.15	P	P	6.0	.35	-40°F	+200°F	Air and Multi-Purpose	57
3/4	250	Plant Master™ Plus (200-300)	20.0	1.15	B1	D3	5.0	.35	-40°F	+200°F	Air and Multi-Purpose	54
3/4	250	Plant Master™ Steam 250	20.0	1.27	P2	P2	9.0	.53	-40°F	+450°F	Steam	169
3/4	250	Plant Master™ Steam Plus 250	20.0	1.27	P2	B1	9.0	.60	-40°F	+450°F	Steam	170
3/4	250	Plant Master™ XTreme™ (250-315)	20.0	1.15	C	C2	5.0	.36	-40°F	+212°F	Air and Multi-Purpose	51
3/4	250	Plant Master™ XTreme™ (250-315)	30.0	1.15	C	C2	5.0	.30	-40°F	+212°F	Air and Multi-Purpose	51
3/4	300	Chem Master™ Hydrocarbon Drain 300	30.0	1.13	C	J	6.0	.42	-40°F	+300°F	Chemical	73
3/4	300	Plant Master™ 300	15.0	1.15	P	P	6.0	.35	-40°F	+200°F	Air and Multi-Purpose	55
3/4	300	Plant Master™ 300 NC	20.0	1.16	P	P	6.0	.36	-20°F	+150°F	Air and Multi-Purpose	60
3/4	300	Plant Master™ Plus (200-300)	20.0	1.15	B1	D3	5.0	.36	-40°F	+200°F	Air and Multi-Purpose	54
3/4	300	Plant Master™ XTreme™ 300 AR	20.0	1.19	C	C4	5.0	.40	-40°F	+212°F	Air and Multi-Purpose	52
3/4	300	Plant Master™ XTreme™ 300 Lock-On Braid	15.0	1.06	C	C2	7.0	.24	-40°F	+212°F	Air and Multi-Purpose	50
3/4	315	Plant Master™ XTreme™ (250-315)	20.0	1.19	C	C2	5.0	.39	-40°F	+212°F	Air and Multi-Purpose	51
3/4	325	Plant Master™ XTreme™ 325 Braid	20.0	1.09	C	A	6.0	.29	-40°F	+212°F	Air and Multi-Purpose	48
3/4	350	Chem Master™ DEF Transfer (350-500)	15.0	1.12	P	P	4.0	.32	-40°F	+212°F	Chemical	72
3/4	350	LP350	20.0	1.23	A	A	6.0	.44	-40°F	+180°F	Petroleum	154
3/4	500	Mine Master™ Air Drill 500	25.0	1.28	A	C2	6.0	.41	-30°F	+212°F	Mining	115
3/4	500	Mine Master™ Air Drill 500 FR	25.0	1.11	C	C2	6.0	.41	-22°F	+180°F	Mining	116
3/4	501	Plant Master™ XTreme™ 501 AR	15.0	1.22	C	C4	6.0	.45	-40°F	+212°F	Air and Multi-Purpose	49
3/4	600	Ag Master™ Spray 600	25.0	1.08	G	G	6.0	.27	-10°F	+130°F	Agriculture	36
3/4	750	Chem Master™ Paint Spray (500-750)	25.0	1.16	Z	A	6.0	.35	-40°F	+150°F	Chemical	71
3/4	800	Ag Master™ Spray 800	25.0	1.14	G	G	6.0	.30	-10°F	+130°F	Agriculture	37
3/4	1000	Clean Master™ Washdown 1000	30.0	1.20	C2	C2	6.0	.38	-40°F	+212°F	Pressure Wash and Washdown	165
3/4	1000	Mine Master™ Spray 1000	25.0	1.10	P	C2	8.0	.43	-40°F	+212°F	Mining	112
7/8	10	Air Duct (5-10) SD	5.0	1.06	A	A	1.0	.26	-30°F	+250°F	Air Duct	46
7/8	75	4175EC Coolant Hose	7.0	1.26	P	P	7.0	.39	-40°F	+257°F	Engine and Marine	97
7/8	110	Engine Coolant Silicone	7.0	1.26	MQ	MQ	11.0	.35	-65°F	+347°F	Engine and Marine	101
7/8	150	4169A Coolant Hose	7.0	1.26	C	A	11.0	.38	-40°F	+212°F	Engine and Marine	99
7/8	150	Fuel Master™ Curb Pump 150	30.0	1.22	C	J	7.0	.42	-40°F	+120°F	Petroleum	156
7/8	150	Fuel Master™ Diesel Curb Pump 150	30.0	1.22	C	J	7.0	.42	-40°F	+120°F	Petroleum	158
7/8	175	4176HD Coolant Hose	15.0	1.38	P	P	7.0	.58	-40°F	+257°F	Engine and Marine	98

AGRICULTURE
AIR BREATHING
AIR DUCT
AIR AND MULTI-PURPOSE
CHEMICAL
FOOD AND BEVERAGE
ENGINE AND MARINE
MATERIAL HANDLING
MINING
OILFIELD
PETROLEUM
PRESSURE WASH AND WASHDOWN
STEAM
WATER
CLAMPS
COUPLINGS AND FERRULES
HOSE FINDER
CHEMICAL RESISTANCE TABLE



	Hose I.D. (in)	Rated W.P. (psi)	Name	Vacuum (in. Hg.)	Hose O.D. (in)	Tube Type	Cover Type	MBR (in)	Wt. (lbs/ft)	Temp Min. (°F)	Temp Max. (°F)	Hose Categories	Catalog Page No.
AGRICULTURE	7/8	500	C5M Marine Fuel Line Hose	10.0	1.23	C	C2	3.5	.62	-4°F	+212°F	Engine and Marine	95
AIR BREATHING	1	4	Bulk Master™ (4-24) SD	20.0	1.39	D3	D	5.0	.49	-40°F	+150°F	Material Handling	109
AIR DUCT	1	10	Air Duct (5-10) SD	5.0	1.19	A	A	1.0	.28	-30°F	+250°F	Air Duct	46
	1	20	Air Duct (8-20) SD	15.0	1.25	A	A	1.0	.26	-30°F	+250°F	Air Duct	47
AIR AND MULTI-PURPOSE	1	25	Food Master™ PVC (20-65) Clear Tubing	—	1.25	G	G	—	.21	-25°F	+150°F	Food and Beverage	84
	1	35	Ag Master™ PVC Solution (30-90) SD Clear	28.0	1.26	G	—	2.0	.14	-10°F	+130°F	Agriculture	42
CHEMICAL	1	35	Food Master™ PVC (20-65) Clear Tubing	—	1.50	G	G	—	.54	-25°F	+150°F	Food and Beverage	84
	1	40	Food Master™ PVC (35-50) SD Clear	28.0	1.26	G	G	2.0	.14	-10°F	+130°F	Food and Beverage	87
FOOD AND BEVERAGE	1	75	4230T Coolant Hose	25.0	1.34	P	P	7.0	.40	-40°F	+257°F	Engine and Marine	102
	1	80	Ag Master™ PVC Solution (35-80) SD	28.0	1.34	P	G	4.0	.23	-30°F	+140°F	Agriculture	41
	1	90	Ag Master™ PVC Solution (30-90) SD Clear	28.0	1.27	G	—	3.0	.27	-10°F	+130°F	Agriculture	42
ENGINE AND MARINE	1	90	Engine Coolant Silicone	7.0	1.39	MQ	MQ	12.0	.40	-65°F	+347°F	Engine and Marine	101
	1	100	Food Master™ PVC (50-100) SD Clear	28.0	1.29	G	G	3.0	.30	-10°F	+130°F	Food and Beverage	86
MATERIAL HANDLING	1	100	Green Stripe™ Coolant and Air Hose	25.0	1.46	P	P	2.0	2.50	-40°F	+257°F	Engine and Marine	100
	1	100	Marine Master™ Plus Wet Exhaust (15-100) SD	25.0	1.46	C	A	3.0	.51	-40°F	+212°F	Engine and Marine	105
MINING	1	125	Food Master™ PVC Clear Tubing (75-250) Braid	—	1.31	G	G	—	.32	-10°F	+130°F	Food and Beverage	85
	1	135	4169A Coolant Hose	7.0	1.39	C	A	12.0	.43	-40°F	+212°F	Engine and Marine	99
	1	138	4175EC Coolant Hose	7.0	1.39	P	P	8.0	.42	-40°F	+257°F	Engine and Marine	97
OILFIELD	1	150	Black Gold™ Super-Vac™ (60-150) SD	30.0	1.42	C	D	3.0	.52	-40°F	+180°F	Oilfield	128
	1	150	Black Gold™ Super-Vac™ MegaFlex™ (60-200) SD	30.0	1.37	C	D	1.0	.42	-40°F	+180°F	Oilfield	130
PETROLEUM	1	150	Bulk Master™ Sand Blast (120-150) D	5.0	1.63	D3	D	12.0	.70	-40°F	+150°F	Material Handling	110
	1	150	Bulk Master™ Sand Blast (120-150) D	5.0	1.87	D3	D	12.0	.96	-40°F	+150°F	Material Handling	110
PRESSURE WASH AND WASHDOWN	1	150	Chem Master™ EPDM (125-150) SD	30.0	1.52	P	P	3.5	.61	-40°F	+250°F	Chemical	70
	1	150	Clean Master™ Washdown 150-200	15.0	1.50	D	D	8.0	33.50	-20°F	+180°F	Pressure Wash and Washdown	166
STEAM	1	150	Food Master™ Beverage 150SD CR MegaTuff™	30.0	1.60	S	P	6.0	.49	-40°F	+212°F	Food and Beverage	78
	1	150	Food Master™ Oils and Dairy 150SD	30.0	1.54	C2	C2	3.0	.79	-40°F	+230°F	Food and Beverage	79
WATER	1	150	Food Master™ Oils and Dairy 150SD MegaFlex™	30.0	1.47	C2	C2	2.0	.58	-40°F	+230°F	Food and Beverage	81
	1	150	Fuel Master™ 150SD	30.0	1.50	C	A	3.0	.54	-40°F	+180°F	Petroleum	144
	1	150	Fuel Master™ 150SD MegaFlex™	30.0	1.41	C	A	1.0	.46	-40°F	+180°F	Petroleum	145
CLAMPS	1	150	Fuel Master™ Curb Pump 150	30.0	1.38	C	J	8.0	.57	-40°F	+120°F	Petroleum	156
	1	150	Fuel Master™ Diesel Curb Pump 150	30.0	1.38	C	J	8.0	.53	-40°F	+120°F	Petroleum	158
COUPLINGS AND FERRULES	1	150	Fuel Master™ XTreme™ 150SD	30.0	1.50	C	C2	3.0	.59	-30°F	+180°F	Petroleum	142
	1	150	Fuel Master™ XTreme™ 150SD MegaFlex™	30.0	1.50	C	C2	1.0	.51	-30°F	+180°F	Petroleum	143
HOSE FINDER	1	150	Plant Master™ (150-200) Black	10.0	1.40	P	P	8.0	.48	-40°F	+200°F	Air and Multi-Purpose	58
	1	150	Plant Master™ (150-200) Red	10.0	1.39	P	P	8.0	.43	-40°F	+200°F	Air and Multi-Purpose	59
CHEMICAL RESISTANCE TABLE	1	175	4176HD Coolant Hose	10.0	1.51	P	P	8.0	.62	-40°F	+257°F	Engine and Marine	98
	1	200	Ag Master™ (200-250)	30.0	1.40	P	P	8.0	.44	-40°F	+200°F	Agriculture	38
	1	200	Chem Master™ Plus CPE (150-200) SD MegaFlex™	30.0	1.46	J	P	2.0	.51	-40°F	+275°F	Chemical	69



Hose I.D. (in)	Rated W.P. (psi)	Name	Vacuum (in. Hg.)	Hose O.D. (in)	Tube Type	Cover Type	MBR (in)	Wt. (lbs/ft)	Temp Min. (°F)	Temp Max. (°F)	Hose Categories	Catalog Page No.
1	200	Chem Master™ Plus UHMWPE (150-200) SD	30.0	1.47	L	P	5.0	.51	-40°F	+212°F	Chemical	67
1	200	Chem Master™ Plus UHMWPE 200SD CR	30.0	1.59	L	P	5.0	.60	-40°F	+212°F	Chemical	68
1	200	Chem Master™ Plus XLPE (150-200) SD Black	30.0	1.50	K	P	5.0	.56	-40°F	+250°F	Chemical	64
1	200	Chem Master™ Plus XLPE (150-200) SD Colors	30.0	1.50	K	P	5.0	.54	-40°F	+250°F	Chemical	65
1	200	Chem Master™ Plus XLPE 200SD CR	20.0	1.61	K	P	5.0	.56	-40°F	+250°F	Chemical	66
1	200	Chem Master™ XTreme™ FEP (125-200) SD	30.0	1.56	T	P	5.0	.63	-40°F	+300°F	Chemical	62
1	200	Chem Master™ XTreme™ FEP 200SD CR	20.0	1.58	T	P	5.0	.63	-40°F	+300°F	Chemical	63
1	200	Clean Master™ Washdown 150-200	15.0	1.52	D	D	8.0	.65	-20°F	+180°F	Pressure Wash and Washdown	166
1	200	Fuel Master™ Delivery 200	10.0	1.50	C	C4	8.0	.58	-40°F	+180°F	Petroleum	152
1	200	Plant Master™ (150-200) Black	10.0	1.40	P	P	8.0	.44	-40°F	+200°F	Air and Multi-Purpose	58
1	200	Plant Master™ (150-200) Red	10.0	1.39	P	P	8.0	.48	-40°F	+200°F	Air and Multi-Purpose	59
1	200	Plant Master™ (150-200) Red	10.0	1.40	P	P	8.0	.45	-40°F	+200°F	Air and Multi-Purpose	59
1	250	Black Gold™ ABS Chemical Plus XLPE 250SD	30.0	1.50	K	P	5.0	.56	-40°F	+250°F	Oilfield	118
1	250	Food Master™ Beverage 250SD CR	30.0	1.48	S	P	3.0	.52	-40°F	+230°F	Food and Beverage	76
1	250	Food Master™ XTreme™ 250SD CR	30.0	1.48	S	P	3.0	.52	-40°F	+230°F	Food and Beverage	75
1	250	Plant Master™ 250 Colors	10.0	1.47	P	P	8.0	.62	-40°F	+200°F	Air and Multi-Purpose	57
1	250	Plant Master™ Plus (200-300)	10.0	1.47	B1	D3	8.0	.54	-40°F	+200°F	Air and Multi-Purpose	54
1	250	Plant Master™ Steam 250	20.0	1.52	P2	P2	11.0	.70	-40°F	+450°F	Steam	169
1	250	Plant Master™ Steam Plus 250	20.0	1.52	P2	B1	11.0	.73	-40°F	+450°F	Steam	170
1	250	Plant Master™ XTreme™ (250-315)	10.0	1.47	C	C2	8.0	.54	-40°F	+212°F	Air and Multi-Purpose	51
1	300	Black Gold™ Potable Water (150-300) D	15.0	1.53	D2	P	10.0	.56	-40°F	+150°F	Oilfield	124
1	300	Chem Master™ Hydrocarbon Drain 300	30.0	1.38	C	J	8.0	.57	-40°F	+300°F	Chemical	73
1	300	Plant Master™ 300	10.0	1.47	P	P	8.0	.54	-40°F	+200°F	Air and Multi-Purpose	55
1	300	Plant Master™ 300	10.0	1.48	P	P	8.0	.59	-40°F	+200°F	Air and Multi-Purpose	55
1	300	Plant Master™ XTreme™ 300 AR	10.0	1.50	C	C4	8.0	.59	-40°F	+212°F	Air and Multi-Purpose	52
1	325	Plant Master™ XTreme™ 325 Braid	10.0	1.38	C	A	8.0	.41	-40°F	+212°F	Air and Multi-Purpose	48
1	350	Chem Master™ DEF Transfer (350-500)	10.0	1.36	P	P	6.0	1.00	-40°F	+212°F	Chemical	72
1	350	LP350	15.0	1.51	A	A	15.0	.63	-40°F	+180°F	Petroleum	154
1	350	LP350	15.0	1.51	A	A	8.0	.60	-40°F	+180°F	Petroleum	154
1	500	Mine Master™ Air Drill 500	25.0	1.55	A	C2	8.0	.80	-30°F	+212°F	Mining	115
1	500	Mine Master™ Air Drill 500 FR	25.0	1.45	C	C2	8.0	.65	-22°F	+180°F	Mining	116
1	501	Plant Master™ XTreme™ 501 AR	10.0	1.51	C	C4	8.0	.57	-40°F	+212°F	Air and Multi-Purpose	49
1	1000	Mine Master™ Spray 1000	25.0	1.42	P	C2	11.0	.66	-40°F	+212°F	Mining	112
1	5000	Black Gold™ Slim Hole Rotary (1500-5000)	—	1.53	C	A	12.0	1.49	-40°F	+180°F	Oilfield	121
1 1/8	90	Engine Coolant Silicone	6.0	1.52	MQ	MQ	13.0	.44	-65°F	+347°F	Engine and Marine	101
1 1/8	100	Green Stripe™ Coolant and Air Hose	25.0	1.58	P	P	2.5	5.30	-40°F	+257°F	Engine and Marine	100
1 1/8	100	Marine Master™ Plus Wet Exhaust (15-100) SD	25.0	1.56	C	A	4.0	.56	-40°F	+212°F	Engine and Marine	105
1 1/8	125	4175EC Coolant Hose	6.0	1.52	P	P	8.0	.47	-40°F	+257°F	Engine and Marine	97
1 1/8	135	4169A Coolant Hose	6.0	1.55	C	A	13.0	.48	-40°F	+212°F	Engine and Marine	99

AGRICULTURE
AIR BREATHING
AIR DUCT
AIR AND MULTI-PURPOSE
CHEMICAL
FOOD AND BEVERAGE
ENGINE AND MARINE
MATERIAL HANDLING
MINING
OILFIELD
PETROLEUM
PRESSURE WASH AND WASHDOWN
STEAM
WATER
CLAMPS
COUPLINGS AND FERRULES
HOSE FINDER
CHEMICAL RESISTANCE TABLE

HOSE FINDER



	Hose I.D. (in)	Rated W.P. (psi)	Name	Vacuum (in. Hg.)	Hose O.D. (in)	Tube Type	Cover Type	MBR (in)	Wt. (lbs/ft)	Temp Min. (°F)	Temp Max. (°F)	Hose Categories	Catalog Page No.
AGRICULTURE	1 1/8	175	4176HD Coolant Hose	10.0	1.63	P	P	8.0	.68	-40°F	+257°F	Engine and Marine	98
AIR BREATHING	1 1/4	5	Bulk Master™ (4-24) SD	20.0	1.64	D3	D	5.0	.59	-40°F	+150°F	Material Handling	109
AIR DUCT	1 1/4	10	Air Duct (5-10) SD	5.0	1.44	A	A	1.0	.34	-30°F	+250°F	Air Duct	46
	1 1/4	20	Air Duct (8-20) SD	15.0	1.50	A	A	1.0	.34	-30°F	+250°F	Air Duct	47
AIR AND MULTI-PURPOSE	1 1/4	20	Food Master™ PVC (20-65) Clear Tubing	—	1.50	G	G	—	.28	-25°F	+150°F	Food and Beverage	84
	1 1/4	40	Food Master™ PVC (20-65) Clear Tubing	—	1.75	G	G	—	.67	-25°F	+150°F	Food and Beverage	84
CHEMICAL	1 1/4	50	Ag Master™ PVC Solution (30-90) SD Clear	28.0	1.61	G	—	3.0	.31	-10°F	+130°F	Agriculture	42
	1 1/4	50	Food Master™ PVC (35-50) SD Clear	28.0	1.61	G	G	3.0	.28	-10°F	+130°F	Food and Beverage	87
FOOD AND BEVERAGE	1 1/4	70	Ag Master™ PVC Solution (35-80) SD	28.0	1.61	P	G	5.0	.30	-30°F	+140°F	Agriculture	41
	1 1/4	85	Engine Coolant Silicone	5.0	1.64	MQ	MQ	14.0	.48	-65°F	+347°F	Engine and Marine	101
	1 1/4	90	Ag Master™ PVC Solution (30-90) SD Clear	28.0	1.53	G	—	4.0	.34	-10°F	+130°F	Agriculture	42
ENGINE AND MARINE	1 1/4	90	Food Master™ PVC (50-100) SD Clear	28.0	1.56	G	G	4.0	.38	-10°F	+130°F	Food and Beverage	86
	1 1/4	100	4175EC Coolant Hose	5.0	1.64	P	P	12.0	.51	-40°F	+257°F	Engine and Marine	97
MATERIAL HANDLING	1 1/4	100	Ag Master™ PVC XTreme™ (90-100) SD	30.0	1.75	P	P	3.0	.45	-40°F	+140°F	Agriculture	40
	1 1/4	100	Food Master™ PVC Clear Tubing (75-250) Braid	—	1.75	G	G	—	.63	-10°F	+130°F	Food and Beverage	85
MINING	1 1/4	100	Green Stripe™ Coolant and Air Hose	25.0	1.71	P	P	2.5	3.13	-40°F	+257°F	Engine and Marine	100
	1 1/4	100	Marine Master™ Plus Wet Exhaust (15-100) SD	25.0	1.69	C	A	4.0	.61	-40°F	+212°F	Engine and Marine	105
OILFIELD	1 1/4	100	Mine Master™ Rock Dust 100SD	30.0	1.67	D	C2	6.0	.56	-40°F	+180°F	Mining	117
	1 1/4	125	4176HD Coolant Hose	10.0	1.76	P	P	12.0	.70	-40°F	+257°F	Engine and Marine	98
	1 1/4	135	4169A Coolant Hose	5.0	1.64	C	A	14.0	.51	-40°F	+212°F	Engine and Marine	99
PETROLEUM	1 1/4	150	Ag Master™ Solution 150SD	30.0	1.61	P	P	5.0	.53	-40°F	+180°F	Agriculture	39
	1 1/4	150	Black Gold™ Super-Vac™ (60-150) SD	30.0	1.68	C	D	3.0	.67	-40°F	+180°F	Oilfield	128
PRESSURE WASH AND WASHDOWN	1 1/4	150	Black Gold™ Super-Vac™ MegaFlex™ (60-200) SD	30.0	1.63	C	D	1.3	.54	-40°F	+180°F	Oilfield	130
	1 1/4	150	Bulk Master™ Sand Blast (120-150) D	5.0	2.16	D3	D	12.0	1.12	-40°F	+150°F	Material Handling	110
	1 1/4	150	Chem Master™ EPDM (125-150) SD	30.0	1.79	P	P	4.0	.77	-40°F	+250°F	Chemical	70
STEAM	1 1/4	150	Clean Master™ Washdown 150-200	15.0	1.75	D	D	10.0	39.50	-20°F	+180°F	Pressure Wash and Washdown	166
	1 1/4	150	Fuel Master™ 150SD	30.0	1.75	C	A	4.0	.71	-40°F	+180°F	Petroleum	144
	1 1/4	150	Fuel Master™ XTreme™ 150SD	30.0	1.75	C	C2	4.0	.70	-30°F	+180°F	Petroleum	142
WATER	1 1/4	150	Fuel Master™ XTreme™ 150SD MegaFlex™	30.0	1.75	C	C2	1.25	.60	-30°F	+180°F	Petroleum	143
CLAMPS	1 1/4	200	Chem Master™ Plus CPE (150-200) SD MegaFlex™	30.0	1.72	J	P	2.5	.65	-40°F	+275°F	Chemical	69
	1 1/4	200	Chem Master™ Plus UHMWPE (150-200) SD	30.0	1.72	L	P	6.0	.60	-40°F	+212°F	Chemical	67
COUPLINGS AND FERRULES	1 1/4	200	Chem Master™ Plus UHMWPE 200SD CR	30.0	1.84	L	P	6.0	.71	-40°F	+212°F	Chemical	68
	1 1/4	200	Chem Master™ Plus XLPE (150-200) SD Black	30.0	1.75	K	P	6.0	.70	-40°F	+250°F	Chemical	64
	1 1/4	200	Chem Master™ Plus XLPE (150-200) SD Colors	30.0	1.75	K	P	6.0	.67	-40°F	+250°F	Chemical	65
HOSE FINDER	1 1/4	200	Chem Master™ XTreme™ FEP (125-200) SD	30.0	1.80	T	P	7.0	.74	-40°F	+300°F	Chemical	62
CHEMICAL RESISTANCE TABLE	1 1/4	200	Fuel Master™ Delivery 200	10.0	1.8	C	C4	10.0	.75	-40°F	+180°F	Petroleum	152
	1 1/4	200	Fuel Master™ Delivery 200	10.0	1.80	C	C4	10.0	.75	-40°F	+180°F	Petroleum	152
	1 1/4	200	MIL Low Pressure Fuel and Oil Hose	—	1.52	A	A	10.0	.62	-40°F	+250°F	Engine and Marine	96



Hose I.D. (in)	Rated W.P. (psi)	Name	Vacuum (in. Hg.)	Hose O.D. (in)	Tube Type	Cover Type	MBR (in)	Wt. (lbs/ft)	Temp Min. (°F)	Temp Max. (°F)	Hose Categories	Catalog Page No.
1 1/4	250	Ag Master™ (200-250)	30.0	1.73	P	P	10.0	.68	-40°F	+200°F	Agriculture	38
1 1/4	250	Plant Master™ 250 Black	10.0	1.73	P	P	10.0	.68	-40°F	+200°F	Air and Multi-Purpose	56
1 1/4	250	Plant Master™ Plus (200-300)	10.0	1.73	B1	D3	10.0	.81	-40°F	+200°F	Air and Multi-Purpose	54
1 1/4	250	Plant Master™ Steam 250	20.0	1.81	P2	P2	16.0	.90	-40°F	+450°F	Steam	169
1 1/4	250	Plant Master™ Steam Plus 250	20.0	1.81	P2	B1	16.0	1.04	-40°F	+450°F	Steam	170
1 1/4	250	Plant Master™ XTreme™ (250-315)	10.0	1.75	C	C2	10.0	.01	-40°F	+212°F	Air and Multi-Purpose	51
1 1/4	350	LP350	10.0	1.85	A	A	10.0	.98	-40°F	+180°F	Petroleum	154
1 1/4	500	Mine Master™ Air Drill 500	15.0	1.80	A	C2	10.0	1.02	-30°F	+212°F	Mining	115
1 1/4	500	Mine Master™ Air Drill 500 FR	15.0	1.74	C	C2	10.0	.85	-22°F	+180°F	Mining	116
1 1/4	501	Plant Master™ XTreme™ 501 AR	10.0	1.78	C	C4	10.0	.73	-40°F	+212°F	Air and Multi-Purpose	49
1 1/4	1000	Mine Master™ Spray 1000	20.0	1.69	P	C2	16.0	.81	-40°F	+212°F	Mining	112
1 1/4	5000	Black Gold™ Slim Hole Rotary (1500-5000)	—	1.97	C	A	16.5	2.67	-40°F	+180°F	Oilfield	121
1 1/3	250	Plant Master™ 250 Black	10.0	1.57	P	P	10.0	.70	-40°F	+200°F	Air and Multi-Purpose	56
1 3/8	10	Air Duct (5-10) SD	5.0	1.56	A	A	1.5	.31	-30°F	+250°F	Air Duct	46
1 3/8	15	Air Duct (8-20) SD	15.0	1.62	A	A	1.5	.44	-30°F	+250°F	Air Duct	47
1 3/8	20	4663K Fuel Fill Hose - Corrugated	30.0	1.63	C	A	5.0	.38	-40°F	+212°F	Engine and Marine	103
1 3/8	85	Engine Coolant Silicone	4.0	1.76	MQ	MQ	26.0	.52	-65°F	+347°F	Engine and Marine	101
1 3/8	85	Green Stripe™ Coolant and Air Hose	25.0	1.83	P	P	3.0	3.25	-40°F	+257°F	Engine and Marine	100
1 3/8	85	Marine Master™ Plus Wet Exhaust (15-100) SD	25.0	1.82	C	A	4.0	.66	-40°F	+212°F	Engine and Marine	105
1 3/8	100	4169A Coolant Hose	4.0	1.76	C	A	25.0	.56	-40°F	+212°F	Engine and Marine	99
1 3/8	100	4175EC Coolant Hose	4.0	1.76	P	P	12.0	.56	-40°F	+257°F	Engine and Marine	97
1 3/8	110	4176HD Coolant Hose	10.0	1.88	P	P	12.0	.76	-40°F	+257°F	Engine and Marine	98
1 3/8	200	Fuel Master™ Delivery 200	10.0	1.89	C	C4	10.0	.86	-40°F	+180°F	Petroleum	152
1 3/8	250	Plant Master™ Plus (200-300)	10.0	1.88	B1	D3	11.0	.86	-40°F	+200°F	Air and Multi-Purpose	54
1 1/2	5	Fuel Master™ PVC Vapor Recovery 5SD	—	1.88	U	G	1.5	.36	-30°F	+140°F	Petroleum	150
1 1/2	6	Bulk Master™ (4-24) SD	20.0	1.89	D3	D	6.0	.68	-40°F	+150°F	Material Handling	109
1 1/2	10	Air Duct (5-10) SD	5.0	1.69	A	A	1.5	.33	-30°F	+250°F	Air Duct	46
1 1/2	15	Air Duct (8-20) SD	15.0	1.75	A	A	1.5	.48	-30°F	+250°F	Air Duct	47
1 1/2	20	4663K Fuel Fill Hose - Corrugated	30.0	1.77	C	A	5.0	.41	-40°F	+212°F	Engine and Marine	103
1 1/2	35	Food Master™ PVC (20-65) Clear Tubing	—	2.00	G	G	—	.85	-25°F	+150°F	Food and Beverage	84
1 1/2	50	Ag Master™ PVC Solution (30-90) SD Clear	28.0	1.86	G	—	3.0	.37	-10°F	+130°F	Agriculture	42
1 1/2	50	Food Master™ PVC (35-50) SD Clear	28.0	1.82	G	G	3.0	.37	-10°F	+130°F	Food and Beverage	87
1 1/2	60	Ag Master™ PVC Solution (35-80) SD	28.0	1.96	P	G	6.0	.49	-30°F	+140°F	Agriculture	41
1 1/2	75	Food Master™ PVC Clear Tubing (75-250) Braid	—	2.00	G	G	—	.74	-10°F	+130°F	Food and Beverage	85
1 1/2	75	Water Master™ PVC Layflat (45-75) D	—	1.67	G	G	—	.17	+25°F	+120°F	Water	173
1 1/2	85	Engine Coolant Silicone	3.0	1.89	MQ	MQ	30.0	.57	-65°F	+347°F	Engine and Marine	101
1 1/2	85	Green Stripe™ Coolant and Air Hose	20.0	1.96	P	P	3.5	3.62	-40°F	+257°F	Engine and Marine	100
1 1/2	85	Marine Master™ Plus Wet Exhaust (15-100) SD	20.0	1.94	C	A	4.0	.70	-40°F	+212°F	Engine and Marine	105
1 1/2	90	Ag Master™ PVC Solution (30-90) SD Clear	28.0	1.82	G	—	5.0	.47	-10°F	+130°F	Agriculture	42
1 1/2	90	Food Master™ PVC (50-100) SD Clear	28.0	1.84	G	G	5.0	.48	-10°F	+130°F	Food and Beverage	86
1 1/2	100	4169A Coolant Hose	3.0	1.89	C	A	30.0	.60	-40°F	+212°F	Engine and Marine	99
1 1/2	100	4175EC Coolant Hose	3.0	1.89	P	P	12.0	.60	-40°F	+257°F	Engine and Marine	97

AGRICULTURE
AIR BREATHING
AIR DUCT
AIR AND MULTI-PURPOSE
CHEMICAL
FOOD AND BEVERAGE
ENGINE AND MARINE
MATERIAL HANDLING
MINING
OILFIELD
PETROLEUM
PRESSURE WASH AND WASHDOWN
STEAM
WATER
CLAMPS
COUPLINGS AND FERRULES
HOSE FINDER
CHEMICAL RESISTANCE TABLE

HOSE FINDER



	Hose I.D. (in)	Rated W.P. (psi)	Name	Vacuum (in. Hg.)	Hose O.D. (in)	Tube Type	Cover Type	MBR (in)	Wt. (lbs/ft)	Temp Min. (°F)	Temp Max. (°F)	Hose Categories	Catalog Page No.
AGRICULTURE													
AIR BREATHING													
AIR DUCT	1 1/2	100	Ag Master™ PVC XTreme™ (90-100) SD	30.0	1.97	P	P	3.0	.50	-40°F	+140°F	Agriculture	40
	1 1/2	100	Mine Master™ Rock Dust 100SD	30.0	1.92	D	C2	8.0	.66	-40°F	+180°F	Mining	117
AIR AND MULTI-PURPOSE	1 1/2	110	Water Master™ PVC (60-110) SD	28.0	2.03	G	G	2.5	.47	-13°F	+140°F	Water	172
	1 1/2	112	4176HD Coolant Hose	10.0	2.01	P	P	12.0	.81	-40°F	+257°F	Engine and Marine	98
CHEMICAL	1 1/2	130	Bulk Master™ Hot Air Blower (40-130) SD HT	30.0	2.08	P	P	8.0	.89	-40°F	+350°F	Material Handling	108
	1 1/2	135	Bulk Master™ Sand Blast (120-150) D	5.0	2.37	D3	D	18.0	1.56	-40°F	+150°F	Material Handling	110
	1 1/2	150	Ag Master™ Solution 150SD	30.0	1.86	P	P	6.0	.60	-40°F	+180°F	Agriculture	39
FOOD AND BEVERAGE	1 1/2	150	Black Gold™ Super-Vac™ (60-150) SD	30.0	1.97	C	D	3.0	.77	-40°F	+180°F	Oilfield	128
	1 1/2	150	Black Gold™ Super-Vac™ MegaFlex™ (60-200) SD	30.0	1.88	C	D	1.5	.63	-40°F	+180°F	Oilfield	130
ENGINE AND MARINE	1 1/2	150	Chem Master™ EPDM (125-150) SD	30.0	2.04	P	P	5.0	.89	-40°F	+250°F	Chemical	70
	1 1/2	150	Food Master™ Beverage 150SD CR	30.0	2.00	S	P	6.0	.65	-40°F	+212°F	Food and Beverage	77
MATERIAL HANDLING	1 1/2	150	Food Master™ Beverage 150SD CR MegaTuff™	30.0	2.00	S	P	6.0	.68	-40°F	+212°F	Food and Beverage	78
	1 1/2	150	Food Master™ Dry Goods (50-150) SD	30.0	2.23	D2	P	10.0	1.24	-40°F	+150°F	Food and Beverage	82
	1 1/2	150	Food Master™ Oils and Dairy 150D	—	2.04	C2	C2	18.0	.97	-40°F	+230°F	Food and Beverage	80
MINING	1 1/2	150	Food Master™ Oils and Dairy 150SD	30.0	2.05	C2	C2	4.5	1.10	-40°F	+230°F	Food and Beverage	79
	1 1/2	150	Food Master™ Oils and Dairy 150SD MegaFlex™	30.0	1.99	C2	C2	3.0	.87	-40°F	+230°F	Food and Beverage	81
OILFIELD	1 1/2	150	Fuel Master™ 150SD	30.0	2.02	C	A	4.0	1.05	-40°F	+180°F	Petroleum	144
	1 1/2	150	Fuel Master™ 150SD MegaFlex™	30.0	1.90	C	A	1.5	.72	-40°F	+180°F	Petroleum	145
PETROLEUM	1 1/2	150	Fuel Master™ XTreme™ 150SD	30.0	2.02	C	C2	4.0	.87	-30°F	+180°F	Petroleum	142
	1 1/2	150	Fuel Master™ XTreme™ 150SD MegaFlex™	30.0	2.02	C	C2	1.5	.75	-30°F	+180°F	Petroleum	143
PRESSURE WASH AND WASHDOWN	1 1/2	150	Water Master™ Plus PVC Layflat (100-150) D	—	1.71	G	G	—	.23	-10°F	+150°F	Water	174
	1 1/2	150	Water Master™ Slurry 150D AR	—	1.98	D	D	12.0	.70	-40°F	+150°F	Water	171
STEAM	1 1/2	200	Chem Master™ Plus CPE (150-200) SD MegaFlex™	30.0	1.92	J	P	3.0	.75	-40°F	+275°F	Chemical	69
	1 1/2	200	Chem Master™ Plus UHMWPE (150-200) SD	30.0	2.00	L	P	8.0	.78	-40°F	+212°F	Chemical	67
WATER	1 1/2	200	Chem Master™ Plus UHMWPE 200SD CR	30.0	2.09	L	P	8.0	.82	-40°F	+212°F	Chemical	68
	1 1/2	200	Chem Master™ Plus XLPE (150-200) SD Black	30.0	2.04	K	P	8.0	.70	-40°F	+250°F	Chemical	64
CLAMPS	1 1/2	200	Chem Master™ Plus XLPE (150-200) SD Colors	30.0	2.04	K	P	8.0	.87	-40°F	+250°F	Chemical	65
	1 1/2	200	Chem Master™ Plus XLPE 200SD CR	20.0	2.13	K	P	8.0	.87	-40°F	+250°F	Chemical	66
COUPLINGS AND FERRULES	1 1/2	200	Chem Master™ XTreme™ FEP (125-200) SD	30.0	2.05	T	P	8.0	.93	-40°F	+300°F	Chemical	62
	1 1/2	200	Chem Master™ XTreme™ FEP 200SD CR	20.0	2.08	T	P	10.0	.86	-40°F	+300°F	Chemical	63
HOSE FINDER	1 1/2	200	Chem Master™ XTreme™ FEP 200SD CR	20.0	2.08	T	P	8.0	.86	-40°F	+300°F	Chemical	63
	1 1/2	200	Fuel Master™ Delivery 200	10.0	2.08	C	C4	12.0	.95	-40°F	+180°F	Petroleum	152
CHEMICAL RESISTANCE TABLE	1 1/2	200	MIL Low Pressure Fuel and Oil Hose	—	1.77	A	A	12.0	.71	-40°F	+250°F	Engine and Marine	96
	1 1/2	250	Ag Master™ (200-250)	30.0	1.98	P	P	12.0	.79	-40°F	+200°F	Agriculture	38
	1 1/2	250	Food Master™ Beverage 250SD CR	30.0	2.07	S	P	4.5	.97	-40°F	+230°F	Food and Beverage	76



Hose I.D. (in)	Rated W.P. (psi)	Name	Vacuum (In. Hg.)	Hose O.D. (in)	Tube Type	Cover Type	MBR (in)	Wt. (lbs/ft)	Temp Min. (°F)	Temp Max. (°F)	Hose Categories	Catalog Page No.
1 1/2	250	Food Master™ XTreme™ 250SD CR	30.0	2.07	S	P	4.5	.89	-40°F	+230°F	Food and Beverage	75
1 1/2	250	Plant Master™ 250 Black	10.0	1.98	P	P	12.0	.79	-40°F	+200°F	Air and Multi-Purpose	56
1 1/2	250	Plant Master™ Plus (200-300)	10.0	1.98	B1	D3	12.0	.79	-40°F	+200°F	Air and Multi-Purpose	54
1 1/2	250	Plant Master™ Steam 250	10.0	2.14	P2	P2	20.0	1.21	-40°F	+450°F	Steam	169
1 1/2	250	Plant Master™ Steam Plus 250	10.0	2.18	P2	B1	20.0	1.24	-40°F	+450°F	Steam	170
1 1/2	250	Plant Master™ XTreme™ (250-315)	10.0	2.00	C	C2	12.0	.85	-40°F	+212°F	Air and Multi-Purpose	51
1 1/2	350	LP350	10.0	2.25	A	A	12.0	1.26	-40°F	+180°F	Petroleum	154
1 1/2	500	Mine Master™ Air Drill 500	15.0	2.21	A	C2	12.0	1.42	-30°F	+212°F	Mining	115
1 1/2	500	Mine Master™ Air Drill 500 FR	15.0	1.99	C	C2	12.0	1.00	-22°F	+180°F	Mining	116
1 1/2	501	Plant Master™ XTreme™ 501 AR	10.0	2.09	C	C4	12.0	.96	-40°F	+212°F	Air and Multi-Purpose	49
1 1/2	600	Mine Master™ Air Drill 600HT	—	2.02	J	J	12.0	1.13	-40°F	+300°F	Mining	114
1 1/2	1000	Mine Master™ Spray 1000	15.0	1.92	P	C2	18.0	1.07	-40°F	+212°F	Mining	112
1 1/2	5000	Black Gold™ Slim Hole Rotary (1500-5000)	—	2.26	C	A	20.0	3.33	-40°F	+180°F	Oilfield	121
1 5/8	10	Air Duct (5-10) SD	5.0	1.81	A	A	2.0	.39	-30°F	+250°F	Air Duct	46
1 5/8	15	Air Duct (8-20) SD	15.0	1.88	A	A	1.8	.51	-30°F	+250°F	Air Duct	47
1 5/8	20	4663K Fuel Fill Hose - Corrugated	30.0	1.90	C	A	5.5	.44	-40°F	+212°F	Engine and Marine	103
1 5/8	75	Green Stripe™ Coolant and Air Hose	20.0	2.08	P	P	3.5	3.88	-40°F	+257°F	Engine and Marine	100
1 5/8	75	Marine Master™ Plus Wet Exhaust (15-100) SD	20.0	2.07	C	A	5.0	.75	-40°F	+212°F	Engine and Marine	105
1 5/8	80	Engine Coolant Silicone	2.0	2.02	MQ	MQ	—	.61	-65°F	+347°F	Engine and Marine	101
1 5/8	85	4169A Coolant Hose	2.0	2.02	C	A	—	.63	-40°F	+212°F	Engine and Marine	99
1 5/8	88	4175EC Coolant Hose	2.0	2.02	P	P	15.0	.63	-40°F	+257°F	Engine and Marine	97
1 5/8	106	4176HD Coolant Hose	7.0	2.13	P	P	14.0	.87	-40°F	+257°F	Engine and Marine	98
1 5/8	150	Water Master™ Slurry 150D AR	—	2.10	D	D	15.0	.74	-40°F	+150°F	Water	171
1 3/4	10	Air Duct (5-10) SD	5.0	1.94	A	A	2.0	.29	-30°F	+250°F	Air Duct	46
1 3/4	15	Air Duct (8-20) SD	15.0	2.00	A	A	1.8	.54	-30°F	+250°F	Air Duct	47
1 3/4	20	4663K Fuel Fill Hose - Corrugated	30.0	2.02	C	A	6.0	.47	-40°F	+212°F	Engine and Marine	103
1 3/4	75	4169A Coolant Hose	1.0	2.14	C	A	—	.68	-40°F	+212°F	Engine and Marine	99
1 3/4	75	4175EC Coolant Hose	1.0	2.14	P	P	15.0	.67	-40°F	+257°F	Engine and Marine	97
1 3/4	75	Green Stripe™ Coolant and Air Hose	20.0	2.21	P	P	4.0	5.07	-40°F	+257°F	Engine and Marine	100
1 3/4	75	Marine Master™ Plus Wet Exhaust (15-100) SD	20.0	2.20	C	A	5.0	.80	-40°F	+212°F	Engine and Marine	105
1 3/4	80	Engine Coolant Silicone	1.0	2.14	MQ	MQ	—	.65	-65°F	+347°F	Engine and Marine	101
1 3/4	100	4176HD Coolant Hose	5.0	2.26	P	P	15.0	.93	-40°F	+257°F	Engine and Marine	98
1 3/4	150	MIL Low Pressure Fuel and Oil Hose	—	2.02	A	A	16.0	.81	-40°F	+250°F	Engine and Marine	96
1 7/8	10	Air Duct (5-10) SD	5.0	2.06	A	A	2.0	.44	-30°F	+250°F	Air Duct	46
1 7/8	15	Air Duct (8-20) SD	15.0	2.12	A	A	1.8	.58	-30°F	+250°F	Air Duct	47
1 7/8	20	4663K Fuel Fill Hose - Corrugated	30.0	2.14	C	A	6.0	.50	-40°F	+212°F	Engine and Marine	103
1 7/8	60	Green Stripe™ Coolant and Air Hose	20.0	2.33	P	P	4.5	5.24	-40°F	+257°F	Engine and Marine	100
1 7/8	60	Marine Master™ Plus Wet Exhaust (15-100) SD	20.0	2.33	C	A	5.0	.85	-40°F	+212°F	Engine and Marine	105
1 7/8	75	4169A Coolant Hose	—	2.26	C	A	—	.73	-40°F	+212°F	Engine and Marine	99
1 7/8	75	4175EC Coolant Hose	—	2.26	P	P	—	.72	-40°F	+257°F	Engine and Marine	97
1 7/8	94	4176HD Coolant Hose	4.0	2.38	P	P	—	.98	-40°F	+257°F	Engine and Marine	98
1 7/8	150	Water Master™ Slurry 150D AR	—	2.35	D	D	15.0	.88	-40°F	+150°F	Water	171
2	5	Air Duct (5-10) SD	3.0	2.19	A	A	2.0	.55	-30°F	+250°F	Air Duct	46
2	5	Fuel Master™ PVC Vapor Recovery 5SD	—	2.43	U	G	2.0	.48	-30°F	+140°F	Petroleum	150

AGRICULTURE
AIR BREATHING
AIR DUCT
AIR AND MULTI-PURPOSE
CHEMICAL
FOOD AND BEVERAGE
ENGINE AND MARINE
MATERIAL HANDLING
MINING
OILFIELD
PETROLEUM
PRESSURE WASH AND WASHDOWN
STEAM
WATER
CLAMPS
COUPLINGS AND FERRULES
HOSE FINDER
CHEMICAL RESISTANCE TABLE



	Hose I.D. (in)	Rated W.P. (psi)	Name	Vacuum (in. Hg.)	Hose O.D. (in)	Tube Type	Cover Type	MBR (in)	Wt. (lbs/ft)	Temp Min. (°F)	Temp Max. (°F)	Hose Categories	Catalog Page No.
AGRICULTURE	2	8	Bulk Master™ (4-24) SD	20.0	2.39	D3	D	8.0	.75	-40°F	+150°F	Material Handling	109
AIR BREATHING	2	15	Air Duct (8-20) SD	15.0	2.25	A	A	2.0	.60	-30°F	+250°F	Air Duct	47
AIR DUCT	2	20	4663K Fuel Fill Hose - Corrugated	30.0	2.25	C	A	7.0	.53	-40°F	+212°F	Engine and Marine	103
AIR AND MULTI-PURPOSE	2	35	Bulk Master™ PVC (25-40) SD AR	28.0	2.41	D	G	4.0	.54	-30°F	+140°F	Material Handling	111
	2	35	Food Master™ PVC (20-65) Clear Tubing	—	2.50	G	G	—	.85	-25°F	+150°F	Food and Beverage	84
CHEMICAL	2	40	Ag Master™ PVC Solution (30-90) SD Clear	28.0	2.44	G	—	4.0	.57	-10°F	+130°F	Agriculture	42
	2	40	Food Master™ PVC (35-50) SD Clear	28.0	2.44	G	G	4.0	.57	-10°F	+130°F	Food and Beverage	87
FOOD AND BEVERAGE	2	40	Food Master™ PVC Dry Goods (35-40) SD Clear	28.0	2.37	G	G	4.0	.58	-10°F	+130°F	Food and Beverage	88
	2	60	4169A Coolant Hose	—	2.39	C	A	—	.77	-40°F	+212°F	Engine and Marine	99
	2	60	Ag Master™ PVC Solution (35-80) SD	28.0	2.49	P	G	9.0	.69	-30°F	+140°F	Agriculture	41
ENGINE AND MARINE	2	60	Bulk Master™ Plus (35-150) SD	30.0	2.77	D3	D	16.0	1.74	-40°F	+150°F	Material Handling	107
	2	60	Green Stripe™ Coolant and Air Hose	20.0	2.46	P	P	4.5	5.07	-40°F	+257°F	Engine and Marine	100
MATERIAL HANDLING	2	62	4175EC Coolant Hose	—	2.39	P	P	—	.76	-40°F	+257°F	Engine and Marine	97
	2	62	Marine Master™ Plus Wet Exhaust (15-100) SD	20.0	2.45	C	A	5.0	.90	-40°F	+212°F	Engine and Marine	105
	2	65	Water Master™ PVC Layflat (45-75) D	—	2.16	G	G	—	.21	+25°F	+120°F	Water	173
MINING	2	70	Ag Master™ PVC Solution (30-90) SD Clear	28.0	2.36	G	—	6.0	.66	-10°F	+130°F	Agriculture	42
	2	70	Food Master™ PVC (50-100) SD Clear	28.0	2.39	G	G	6.0	.71	-10°F	+130°F	Food and Beverage	86
OILFIELD	2	75	Engine Coolant Silicone	—	2.39	MQ	MQ	—	.73	-65°F	+347°F	Engine and Marine	101
	2	75	Food Master™ PVC Clear Tubing (75-250) Braid	—	2.50	G	G	—	1.00	-10°F	+130°F	Food and Beverage	85
PETROLEUM	2	88	4176HD Coolant Hose	3.0	2.51	P	P	—	1.00	-40°F	+257°F	Engine and Marine	98
	2	100	Ag Master™ PVC XTreme™ (90-100) SD	30.0	2.54	P	P	5.0	.73	-40°F	+140°F	Agriculture	40
PRESSURE WASH AND WASHDOWN	2	100	Mine Master™ Rock Dust 100SD	30.0	2.41	D	C2	10.0	.89	-40°F	+180°F	Mining	117
	2	100	Water Master™ PVC (60-110) SD	28.0	2.60	G	G	4.0	.70	-13°F	+140°F	Water	172
	2	120	Bulk Master™ Sand Blast (120-150) D	5.0	2.94	D3	D	20.0	2.00	-40°F	+150°F	Material Handling	110
STEAM	2	125	Bulk Master™ Hot Air Blower (40-130) SD HT	30.0	2.58	P	P	9.0	1.00	-40°F	+350°F	Material Handling	108
	2	150	Ag Master™ Solution 150SD	30.0	2.36	P	P	8.0	.79	-40°F	+180°F	Agriculture	39
WATER	2	150	Black Gold™ Oilfield Vacuum (100-150) SD	30.0	2.47	C	D	4.0	1.05	-40°F	+150°F	Oilfield	129
	2	150	Black Gold™ Super-Vac™ (60-150) SD	30.0	2.47	C	D	4.0	.94	-40°F	+180°F	Oilfield	128
CLAMPS	2	150	Black Gold™ Super-Vac™ MegaFlex™ (60-200) SD	30.0	2.39	C	D	2.0	.80	-40°F	+180°F	Oilfield	130
	2	150	Chem Master™ EPDM (125-150) SD	30.0	2.54	P	P	6.0	1.07	-40°F	+250°F	Chemical	70
COUPLINGS AND FERRULES	2	150	Food Master™ Beverage 150SD CR	30.0	2.50	S	P	12.0	.96	-40°F	+212°F	Food and Beverage	77
	2	150	Food Master™ Beverage 150SD CR MegaTuff™	30.0	2.50	S	P	12.0	.86	-40°F	+212°F	Food and Beverage	78
HOSE FINDER	2	150	Food Master™ Dry Goods (50-150) SD	30.0	2.75	D2	P	12.0	1.76	-40°F	+150°F	Food and Beverage	82
	2	150	Food Master™ Oils and Dairy 150D	—	2.54	C2	C2	24.0	1.25	-40°F	+230°F	Food and Beverage	80
CHEMICAL RESISTANCE TABLE	2	150	Food Master™ Oils and Dairy 150SD	30.0	2.55	C2	C2	6.0	1.45	-40°F	+230°F	Food and Beverage	79
	2	150	Food Master™ Oils and Dairy 150SD MegaFlex™	30.0	2.49	C2	C2	4.0	1.14	-40°F	+230°F	Food and Beverage	81



Hose I.D. (in)	Rated W.P. (psi)	Name	Vacuum (In. Hg.)	Hose O.D. (in)	Tube Type	Cover Type	MBR (in)	Wt. (lbs/ft)	Temp Min. (°F)	Temp Max. (°F)	Hose Categories	Catalog Page No.
2	150	Fuel Master™ 150D	—	2.44	C	A	—	.92	-40°F	+180°F	Petroleum	147
2	150	Fuel Master™ 150SD	30.0	2.52	C	A	5.0	1.08	-40°F	+180°F	Petroleum	144
2	150	Fuel Master™ 150SD	30.0	2.52	C	A	6.0	1.34	-40°F	+180°F	Petroleum	144
2	150	Fuel Master™ 150SD LT MegaFlex™	30.0	2.38	C	A	2.0	.94	-65°F	+180°F	Petroleum	146
2	150	Fuel Master™ 150SD MegaFlex™	30.0	2.39	C	A	2.0	.86	-40°F	+180°F	Petroleum	145
2	150	Fuel Master™ XTreme™ 150SD	30.0	2.52	C	C2	6.0	.59	-30°F	+180°F	Petroleum	142
2	150	Fuel Master™ XTreme™ 150SD MegaFlex™	30.0	2.45	C	C2	2.0	.97	-30°F	+180°F	Petroleum	143
2	150	MIL Low Pressure Fuel and Oil Hose	—	2.27	A	A	20.0	.78	-40°F	+250°F	Engine and Marine	96
2	150	Water Master™ Plus PVC Layflat (100-150) D	—	2.24	G	G	—	.36	-10°F	+150°F	Water	174
2	150	Water Master™ Slurry 150D AR	—	2.48	D	D	20.0	.93	-40°F	+150°F	Water	171
2	200	Chem Master™ Plus CPE (150-200) SD MegaFlex™	30.0	2.48	J	P	4.0	1.01	-40°F	+275°F	Chemical	69
2	200	Chem Master™ Plus UHMWPE (150-200) SD	30.0	2.50	L	P	9.0	.99	-40°F	+212°F	Chemical	67
2	200	Chem Master™ Plus UHMWPE 200SD CR	30.0	2.59	L	P	9.0	1.02	-40°F	+212°F	Chemical	68
2	200	Chem Master™ Plus XLPE (150-200) SD Black	30.0	2.54	K	P	9.0	1.08	-40°F	+250°F	Chemical	64
2	200	Chem Master™ Plus XLPE (150-200) SD Colors	30.0	2.54	K	P	9.0	1.03	-40°F	+250°F	Chemical	65
2	200	Chem Master™ Plus XLPE 200SD CR	20.0	2.63	K	P	9.0	1.08	-40°F	+250°F	Chemical	66
2	200	Chem Master™ XTreme™ FEP (125-200) SD	30.0	2.55	T	P	9.0	1.14	-40°F	+300°F	Chemical	62
2	200	Chem Master™ XTreme™ FEP 200SD CR	20.0	2.58	T	P	9.0	1.14	-40°F	+300°F	Chemical	63
2	200	Plant Master™ Plus (200-300)	4.0	2.56	B1	D3	16.5	1.28	-40°F	+200°F	Air and Multi-Purpose	54
2	250	Black Gold™ ABS Chemical Plus XLPE 250SD	30.0	2.58	K	P	10.0	1.19	-40°F	+250°F	Oilfield	118
2	250	Food Master™ Beverage 250SD CR	30.0	2.62	S	P	6.0	1.32	-40°F	+230°F	Food and Beverage	76
2	250	Food Master™ XTreme™ 250SD CR	30.0	2.62	S	P	6.0	.94	-40°F	+230°F	Food and Beverage	75
2	250	Plant Master™ Steam 250	10.0	2.66	P2	P2	25.0	1.57	-40°F	+450°F	Steam	169
2	250	Plant Master™ Steam Plus 250	10.0	2.66	P2	B1	25.0	.16	-40°F	+450°F	Steam	170
2	300	Black Gold™ ABS Drill Water 300D	10.0	2.58	P	P	14.0	.94	-40°F	+150°F	Oilfield	120
2	300	Black Gold™ ABS Drill Water 300SD	30.0	2.62	P	P	12.0	1.19	-40°F	+150°F	Oilfield	119
2	300	Black Gold™ ABS Mud and Oil 300D	10.0	2.62	C	A	14.0	1.12	-40°F	+180°F	Oilfield	132
2	300	Black Gold™ ABS Mud and Oil 300SD	30.0	2.87	C	A	24.0	1.88	-40°F	+180°F	Oilfield	131
2	300	Black Gold™ ABS Potable Water 300D	—	2.69	D2	P	—	1.27	-40°F	+150°F	Oilfield	123
2	300	Black Gold™ Fuel 300D	10.0	2.66	C	A	14.0	1.78	-40°F	+180°F	Oilfield	134
2	300	Black Gold™ Fuel 300SD	30.0	2.78	C	A	10.0	1.60	-40°F	+180°F	Oilfield	133
2	300	Black Gold™ Potable Water (150-300) D	10.0	2.70	D2	P	14.0	1.49	-40°F	+150°F	Oilfield	124
2	350	LP350	10.0	2.86	A	A	14.0	1.81	-40°F	+180°F	Petroleum	154
2	400	Black Gold™ Oilfield Service 400D	10.0	2.70	C	A	17.0	1.51	-40°F	+180°F	Oilfield	137
2	400	Black Gold™ Oilfield Service 400SD	30.0	2.84	C	A	15.0	2.03	-40°F	+180°F	Oilfield	136
2	500	Mine Master™ Air Drill 500	15.0	2.77	A	C2	14.0	1.26	-30°F	+212°F	Mining	115
2	500	Mine Master™ Air Drill 500 FR	15.0	2.50	C	C2	14.0	1.39	-22°F	+180°F	Mining	116

AGRICULTURE
AIR BREATHING
AIR DUCT
AIR AND MULTI-PURPOSE
CHEMICAL
FOOD AND BEVERAGE
ENGINE AND MARINE
MATERIAL HANDLING
MINING
OILFIELD
PETROLEUM
PRESSURE WASH AND WASHDOWN
STEAM
WATER
CLAMPS
COUPLINGS AND FERRULES
HOSE FINDER
CHEMICAL RESISTANCE TABLE

HOSE FINDER



	Hose I.D. (in)	Rated W.P. (psi)	Name	Vacuum (in. Hg.)	Hose O.D. (in)	Tube Type	Cover Type	MBR (in)	Wt. (lbs/ft)	Temp Min. (°F)	Temp Max. (°F)	Hose Categories	Catalog Page No.
AGRICULTURE													
AIR BREATHING													
AIR DUCT	2	501	Plant Master™ XTreme™ 501 AR	10.0	2.64	C	C4	14.0	1.35	-40°F	+212°F	Air and Multi-Purpose	49
	2	600	Mine Master™ Air Drill 600HT	—	2.62	J	J	16.0	1.51	-40°F	+300°F	Mining	114
	2	1000	Mine Master™ Spray 1000	10.0	2.45	P	C2	25.0	1.47	-40°F	+212°F	Mining	112
AIR AND MULTI-PURPOSE	2	3000	Black Gold™ Slim Hole Rotary (1500-5000)	—	2.63	C	A	25.0	2.95	-40°F	+180°F	Oilfield	121
	2	5000	Black Gold™ Slim Hole Rotary (1500-5000)	—	2.80	C	A	25.0	4.61	-40°F	+180°F	Oilfield	121
CHEMICAL	2 1/8	5	Air Duct (5-10) SD	3.0	2.31	A	A	2.5	.35	-30°F	+250°F	Air Duct	46
	2 1/8	10	Air Duct (8-20) SD	15.0	2.31	A	A	2.5	.63	-30°F	+250°F	Air Duct	47
	2 1/8	55	Green Stripe™ Coolant and Air Hose	20.0	2.58	P	P	5.5	5.35	-40°F	+257°F	Engine and Marine	100
FOOD AND BEVERAGE	2 1/8	55	Marine Master™ Plus Wet Exhaust (15-100) SD	20.0	2.58	C	A	6.0	.95	-40°F	+212°F	Engine and Marine	105
	2 1/8	60	4169A Coolant Hose	—	2.52	C	A	—	.88	-40°F	+212°F	Engine and Marine	99
	2 1/8	62	4175EC Coolant Hose	—	2.52	P	P	—	.79	-40°F	+257°F	Engine and Marine	97
	2 1/8	75	Engine Coolant Silicone	—	2.52	MQ	MQ	—	.77	-65°F	+347°F	Engine and Marine	101
ENGINE AND MARINE	2 1/4	5	Air Duct (5-10) SD	3.0	2.44	A	A	2.5	.72	-30°F	+250°F	Air Duct	46
	2 1/4	10	Air Duct (8-20) SD	15.0	2.50	A	A	2.5	.67	-30°F	+250°F	Air Duct	47
	2 1/4	20	4663K Fuel Fill Hose - Corrugated	30.0	2.50	C	A	8.0	.59	-40°F	+212°F	Engine and Marine	103
MATERIAL HANDLING	2 1/4	55	Green Stripe™ Coolant and Air Hose	20.0	2.71	P	P	5.5	5.62	-40°F	+257°F	Engine and Marine	100
	2 1/4	55	Marine Master™ Plus Wet Exhaust (15-100) SD	20.0	2.71	C	A	6.0	1.00	-40°F	+212°F	Engine and Marine	105
	2 1/4	60	4169A Coolant Hose	—	2.64	C	A	—	.93	-40°F	+212°F	Engine and Marine	99
MINING	2 1/4	62	4175EC Coolant Hose	—	2.64	P	P	—	.84	-40°F	+257°F	Engine and Marine	97
	2 1/4	75	Engine Coolant Silicone	—	2.64	MQ	MQ	—	.81	-65°F	+347°F	Engine and Marine	101
	2 1/4	88	4176HD Coolant Hose	1.0	2.76	P	P	—	1.03	-40°F	+257°F	Engine and Marine	98
OILFIELD	2 1/4	100	MIL Low Pressure Fuel and Oil Hose	—	2.52	A	A	20.0	1.01	-40°F	+250°F	Engine and Marine	96
	2 3/8	5	Air Duct (5-10) SD	3.0	2.56	A	A	2.5	.55	-30°F	+250°F	Air Duct	46
PETROLEUM	2 3/8	10	Air Duct (8-20) SD	15.0	2.62	A	A	2.5	.71	-30°F	+250°F	Air Duct	47
	2 3/8	50	Green Stripe™ Coolant and Air Hose	20.0	2.83	P	P	6.5	5.91	-40°F	+257°F	Engine and Marine	100
	2 3/8	50	Marine Master™ Plus Wet Exhaust (15-100) SD	20.0	2.83	C	A	7.0	1.06	-40°F	+212°F	Engine and Marine	105
PRESSURE WASH AND WASHDOWN	2 3/8	60	4169A Coolant Hose	—	2.76	C	A	—	.97	-40°F	+212°F	Engine and Marine	99
	2 3/8	62	4175EC Coolant Hose	—	2.76	P	P	—	.88	-40°F	+257°F	Engine and Marine	97
	2 3/8	65	Engine Coolant Silicone	—	2.76	MQ	MQ	—	.91	-65°F	+347°F	Engine and Marine	101
	2 3/8	81	4176HD Coolant Hose	—	2.88	P	P	—	1.07	-40°F	+257°F	Engine and Marine	98
STEAM	2 1/2	5	Air Duct (5-10) SD	3.0	2.69	A	A	2.5	.56	-30°F	+250°F	Air Duct	46
	2 1/2	9	Bulk Master™ (4-24) SD	20.0	2.89	D3	D	9.0	.91	-40°F	+150°F	Material Handling	109
	2 1/2	10	Air Duct (8-20) SD	15.0	2.75	A	A	2.5	.74	-30°F	+250°F	Air Duct	47
WATER	2 1/2	20	4663K Fuel Fill Hose - Corrugated	30.0	2.75	C	A	12.0	.65	-40°F	+212°F	Engine and Marine	103
	2 1/2	35	Bulk Master™ PVC (25-40) SD AR	28.0	2.98	D	G	5.0	.77	-30°F	+140°F	Material Handling	111
CLAMPS	2 1/2	40	Food Master™ PVC (35-50) SD Clear	28.0	2.98	G	G	5.0	.77	-10°F	+130°F	Food and Beverage	87
	2 1/2	40	Food Master™ PVC Dry Goods (35-40) SD Clear	28.0	3.01	G	G	4.0	.85	-10°F	+130°F	Food and Beverage	88
COUPLINGS AND FERRULES	2 1/2	50	Ag Master™ PVC Solution (35-80) SD	28.0	3.00	P	G	11.0	.91	-30°F	+140°F	Agriculture	41
	2 1/2	50	Green Stripe™ Coolant and Air Hose	20.0	2.96	P	P	6.5	6.15	-40°F	+257°F	Engine and Marine	100
HOSE FINDER	2 1/2	50	Marine Master™ Plus Wet Exhaust (15-100) SD	20.0	2.96	C	A	7.0	1.11	-40°F	+212°F	Engine and Marine	105
	2 1/2	60	4169A Coolant Hose	—	2.89	C	A	—	1.02	-40°F	+212°F	Engine and Marine	99
	2 1/2	60	Bulk Master™ Plus (35-150) SD	30.0	3.27	D3	D	20.0	1.65	-40°F	+150°F	Material Handling	107
CHEMICAL RESISTANCE TABLE	2 1/2	60	Water Master™ PVC Layflat (45-75) D	—	2.55	G	G	—	.28	+25°F	+120°F	Water	173



Hose I.D. (in)	Rated W.P. (psi)	Name	Vacuum (In. Hg.)	Hose O.D. (in)	Tube Type	Cover Type	MBR (in)	Wt. (lbs/ft)	Temp Min. (°F)	Temp Max. (°F)	Hose Categories	Catalog Page No.
2 1/2	62	4175EC Coolant Hose	—	2.89	P	P	—	.92	-40°F	+257°F	Engine and Marine	97
2 1/2	65	Ag Master™ PVC Solution (30-90) SD Clear	28.0	2.90	G	—	8.0	.95	-10°F	+130°F	Agriculture	42
2 1/2	65	Engine Coolant Silicone	—	2.89	MQ	MQ	—	.96	-65°F	+347°F	Engine and Marine	101
2 1/2	65	Food Master™ PVC (50-100) SD Clear	28.0	2.92	G	G	8.0	.97	-10°F	+130°F	Food and Beverage	86
2 1/2	75	4176HD Coolant Hose	—	3.01	P	P	—	1.09	-40°F	+257°F	Engine and Marine	98
2 1/2	100	MIL Low Pressure Fuel and Oil Hose	—	2.77	A	A	25.0	1.10	-40°F	+250°F	Engine and Marine	96
2 1/2	100	Mine Master™ Rock Dust 100SD	30.0	2.92	D	C2	12.0	.98	-40°F	+180°F	Mining	117
2 1/2	110	Bulk Master™ Hot Air Blower (40-130) SD HT	30.0	3.08	P	P	14.0	1.43	-40°F	+350°F	Material Handling	108
2 1/2	125	Food Master™ Dry Goods (50-150) SD	30.0	3.23	D2	P	15.0	2.00	-40°F	+150°F	Food and Beverage	82
2 1/2	150	Ag Master™ Solution 150SD	30.0	2.96	P	P	10.0	1.38	-40°F	+180°F	Agriculture	39
2 1/2	150	Black Gold™ Super-Vac™ (60-150) SD	30.0	2.99	C	D	5.0	1.52	-40°F	+180°F	Oilfield	128
2 1/2	150	Black Gold™ Super-Vac™ MegaFlex™ (60-200) SD	30.0	2.96	C	D	2.5	1.28	-40°F	+180°F	Oilfield	130
2 1/2	150	Chem Master™ EPDM (125-150) SD	30.0	3.05	P	P	9.0	1.34	-40°F	+250°F	Chemical	70
2 1/2	150	Chem Master™ Plus CPE (150-200) SD MegaFlex™	30.0	2.98	J	P	5.0	1.23	-40°F	+275°F	Chemical	69
2 1/2	150	Chem Master™ Plus UHMWPE (150-200) SD	30.0	3.01	L	P	12.0	1.38	-40°F	+212°F	Chemical	67
2 1/2	150	Chem Master™ Plus XLPE (150-200) SD Black	30.0	3.05	K	P	12.0	1.41	-40°F	+250°F	Chemical	64
2 1/2	150	Chem Master™ Plus XLPE (150-200) SD Colors	30.0	3.05	K	P	12.0	1.28	-40°F	+250°F	Chemical	65
2 1/2	150	Chem Master™ XTreme™ FEP (125-200) SD	30.0	3.07	T	P	12.0	1.44	-40°F	+300°F	Chemical	62
2 1/2	150	Food Master™ Beverage 150SD CR	30.0	3.11	S	P	22.0	1.62	-40°F	+212°F	Food and Beverage	77
2 1/2	150	Food Master™ Beverage 150SD CR MegaTuff™	30.0	3.11	S	P	22.0	1.59	-40°F	+212°F	Food and Beverage	78
2 1/2	150	Food Master™ Oils and Dairy 150D	—	3.06	C2	C2	30.0	1.66	-40°F	+230°F	Food and Beverage	80
2 1/2	150	Food Master™ Oils and Dairy 150SD	30.0	3.08	C2	C2	12.0	1.92	-40°F	+230°F	Food and Beverage	79
2 1/2	150	Fuel Master™ 150SD	30.0	3.05	C	A	8.0	1.40	-40°F	+180°F	Petroleum	144
2 1/2	150	Fuel Master™ 150SD MegaFlex™	30.0	2.94	C	A	2.5	1.22	-40°F	+180°F	Petroleum	145
2 1/2	150	Fuel Master™ XTreme™ 150SD	30.0	3.05	C	C2	8.0	1.47	-30°F	+180°F	Petroleum	142
2 1/2	150	Fuel Master™ XTreme™ 150SD MegaFlex™	30.0	3.05	C	C2	2.5	1.36	-30°F	+180°F	Petroleum	143
2 1/2	150	Water Master™ Plus PVC Layflat (100-150) D	—	2.79	G	G	—	.41	-10°F	+150°F	Water	174
2 1/2	150	Water Master™ Slurry 150D AR	—	2.99	D	D	25.0	1.14	-40°F	+150°F	Water	171
2 1/2	250	Food Master™ Beverage 250SD CR	30.0	3.25	S	P	12.0	1.60	-40°F	+230°F	Food and Beverage	76
2 1/2	250	Food Master™ XTreme™ 250SD CR	30.0	3.25	S	P	12.0	1.81	-40°F	+230°F	Food and Beverage	75
2 1/2	300	Black Gold™ Fuel 300D	10.0	3.16	C	A	17.0	2.16	-40°F	+180°F	Oilfield	134
2 1/2	500	Mine Master™ Air Drill 500	10.0	3.46	A	C2	30.0	3.28	-30°F	+212°F	Mining	115
2 1/2	500	Mine Master™ Air Drill 500 FR	10.0	3.14	C	C2	30.0	2.15	-22°F	+180°F	Mining	116
2 1/2	600	Mine Master™ Air Drill 600HT	—	3.12	J	J	18.0	1.89	-40°F	+300°F	Mining	114
2 1/2	1000	Mine Master™ Longwall Emulsion 1000	10.0	3.34	A	C2	20.0	3.17	-40°F	+212°F	Mining	113
2 1/2	2500	Black Gold™ Slim Hole Rotary (1500-5000)	—	3.38	C	A	30.0	3.60	-40°F	+180°F	Oilfield	121

AGRICULTURE
AIR BREATHING
AIR DUCT
AIR AND MULTI-PURPOSE
CHEMICAL
FOOD AND BEVERAGE
ENGINE AND MARINE
MATERIAL HANDLING
MINING
OILFIELD
PETROLEUM
PRESSURE WASH AND WASHDOWN
STEAM
WATER
CLAMPS
COUPLINGS AND FERRULES
HOSE FINDER
CHEMICAL RESISTANCE TABLE



	Hose I.D. (in)	Rated W.P. (psi)	Name	Vacuum (in. Hg.)	Hose O.D. (in)	Tube Type	Cover Type	MBR (in)	Wt. (lbs/ft)	Temp Min. (°F)	Temp Max. (°F)	Hose Categories	Catalog Page No.
AGRICULTURE													
AIR BREATHING													
AIR DUCT	2 5/8	5	Air Duct (5-10) SD	3.0	2.81	A	A	2.8	.51	-30°F	+250°F	Air Duct	46
	2 5/8	10	Air Duct (8-20) SD	15.0	2.88	A	A	3.0	.78	-30°F	+250°F	Air Duct	47
AIR AND MULTI-PURPOSE	2 5/8	40	Green Stripe™ Coolant and Air Hose	15.0	3.08	P	P	7.5	6.45	-40°F	+257°F	Engine and Marine	100
	2 5/8	40	Marine Master™ Plus Wet Exhaust (15-100) SD	15.0	3.08	C	A	9.0	1.16	-40°F	+212°F	Engine and Marine	105
	2 5/8	60	4169A Coolant Hose	—	3.02	C	A	—	1.07	-40°F	+212°F	Engine and Marine	99
CHEMICAL	2 5/8	62	4175EC Coolant Hose	—	3.02	P	P	—	.96	-40°F	+257°F	Engine and Marine	97
	2 5/8	69	4176HD Coolant Hose	—	3.13	P	P	—	1.16	-40°F	+257°F	Engine and Marine	98
FOOD AND BEVERAGE	2 3/4	5	Air Duct (5-10) SD	3.0	2.94	A	A	2.8	.51	-30°F	+250°F	Air Duct	46
	2 3/4	10	Air Duct (8-20) SD	15.0	3.00	A	A	7.0	.81	-30°F	+250°F	Air Duct	47
	2 3/4	40	Green Stripe™ Coolant and Air Hose	15.0	3.21	P	P	7.5	6.30	-40°F	+257°F	Engine and Marine	100
ENGINE AND MARINE	2 3/4	40	Marine Master™ Plus Wet Exhaust (15-100) SD	15.0	3.21	C	A	10.0	1.21	-40°F	+212°F	Engine and Marine	105
	2 3/4	50	Engine Coolant Silicone	—	3.14	MQ	MQ	—	1.04	-65°F	+347°F	Engine and Marine	101
	2 3/4	60	4169A Coolant Hose	—	3.14	C	A	—	1.12	-40°F	+212°F	Engine and Marine	99
MATERIAL HANDLING	2 3/4	62	4175EC Coolant Hose	—	3.14	P	P	—	1.00	-40°F	+257°F	Engine and Marine	97
	2 3/4	63	4176HD Coolant Hose	—	3.26	P	P	—	1.19	-40°F	+257°F	Engine and Marine	98
MINING	2 7/8	40	Green Stripe™ Coolant and Air Hose	15.0	3.33	P	P	9.0	7.01	-40°F	+257°F	Engine and Marine	100
	2 7/8	40	Marine Master™ Plus Wet Exhaust (15-100) SD	15.0	3.33	C	A	11.0	1.26	-40°F	+212°F	Engine and Marine	105
	2 7/8	55	4169A Coolant Hose	—	3.26	C	A	—	1.16	-40°F	+212°F	Engine and Marine	99
OILFIELD	2 7/8	56	4175EC Coolant Hose	—	3.26	P	P	—	1.05	-40°F	+257°F	Engine and Marine	97
	2 7/8	63	4176HD Coolant Hose	—	3.38	P	P	—	1.26	-40°F	+257°F	Engine and Marine	98
PETROLEUM	3	5	Air Duct (5-10) SD	3.0	3.19	A	A	3.0	.63	-30°F	+250°F	Air Duct	46
	3	5	Fuel Master™ PVC Vapor Recovery 5SD	—	3.54	U	G	3.0	.69	-30°F	+140°F	Petroleum	150
	3	10	Air Duct (8-20) SD	7.0	3.25	A	A	10.0	.88	-30°F	+250°F	Air Duct	47
PRESSURE WASH AND WASHDOWN	3	12	Bulk Master™ (4-24) SD	20.0	3.39	D3	D	10.0	1.03	-40°F	+150°F	Material Handling	109
	3	20	4663K Fuel Fill Hose - Corrugated	30.0	3.27	C	A	—	.84	-40°F	+212°F	Engine and Marine	103
STEAM	3	30	Bulk Master™ PVC (25-40) SD AR	28.0	3.87	D	G	6.0	1.05	-30°F	+140°F	Material Handling	111
	3	35	Ag Master™ PVC Solution (30-90) SD Clear	28.0	3.54	G	—	6.0	1.04	-10°F	+130°F	Agriculture	42
	3	35	Food Master™ PVC (35-50) SD Clear	28.0	3.54	G	G	6.0	1.04	-10°F	+130°F	Food and Beverage	87
WATER	3	35	Food Master™ PVC Dry Goods (35-40) SD Clear	28.0	3.62	G	G	6.0	1.02	-10°F	+130°F	Food and Beverage	88
	3	40	Green Stripe™ Coolant and Air Hose	15.0	3.43	P	P	9.0	6.56	-40°F	+257°F	Engine and Marine	100
CLAMPS	3	44	Marine Master™ Plus Wet Exhaust (15-100) SD	15.0	3.45	C	A	12.0	1.32	-40°F	+212°F	Engine and Marine	105
	3	50	4169A Coolant Hose	—	3.39	C	A	—	1.20	-40°F	+212°F	Engine and Marine	99
	3	50	4175EC Coolant Hose	—	3.39	P	P	—	1.09	-40°F	+257°F	Engine and Marine	97
COUPLINGS AND FERRULES	3	50	Ag Master™ PVC Solution (35-80) SD	28.0	3.60	P	G	12.0	1.10	-30°F	+140°F	Agriculture	41
	3	50	Engine Coolant Silicone	—	3.39	MQ	MQ	—	1.17	-65°F	+347°F	Engine and Marine	101
HOSE FINDER	3	55	Ag Master™ PVC Solution (30-90) SD Clear	28.0	3.44	G	—	9.0	1.25	-10°F	+130°F	Agriculture	42
	3	60	Bulk Master™ Plus (35-150) SD	30.0	3.81	D3	D	24.0	2.66	-40°F	+150°F	Material Handling	107
	3	60	Food Master™ PVC (50-100) SD Clear	28.0	3.46	G	G	9.0	1.27	-10°F	+130°F	Food and Beverage	86
CHEMICAL RESISTANCE TABLE	3	60	Water Master™ PVC Layflat (45-75) D	—	3.17	G	G	—	.39	+25°F	+120°F	Water	173
	3	63	4176HD Coolant Hose	—	3.51	P	P	—	1.30	-40°F	+257°F	Engine and Marine	98
	3	65	Fuel Master™ PVC 65SD	28.0	3.76	C2	G	6.0	1.71	-30°F	+130°F	Petroleum	148
	3	75	Bulk Master™ Dry Cement (20-75) D	—	3.47	D3	D	36.0	1.30	-40°F	+150°F	Material Handling	106



Hose I.D. (in)	Rated W.P. (psi)	Name	Vacuum (in. Hg.)	Hose O.D. (in)	Tube Type	Cover Type	MBR (in)	Wt. (lbs/ft)	Temp Min. (°F)	Temp Max. (°F)	Hose Categories	Catalog Page No.
3	90	Ag Master™ PVC XTreme™ (90-100) SD	30.0	3.64	P	P	7.0	1.25	-40°F	+140°F	Agriculture	40
3	100	Bulk Master™ Hot Air Blower (40-130) SD HT	30.0	3.64	P	P	18.0	1.63	-40°F	+350°F	Material Handling	108
3	100	Food Master™ Dry Goods (50-150) SD	30.0	3.75	D2	P	18.0	2.13	-40°F	+150°F	Food and Beverage	82
3	100	MIL Low Pressure Fuel and Oil Hose	—	3.27	A	A	36.0	1.28	-40°F	+250°F	Engine and Marine	96
3	100	Mine Master™ Rock Dust 100SD	30.0	3.41	D	C2	15.0	1.29	-40°F	+180°F	Mining	117
3	100	Water Master™ PVC (60-110) SD	28.0	3.70	G	G	6.3	1.13	-13°F	+140°F	Water	172
3	125	Water Master™ Plus PVC Layflat (100-150) D	—	3.29	G	G	—	.46	-10°F	+150°F	Water	174
3	150	Ag Master™ Solution 150SD	30.0	3.54	P	P	14.0	1.82	-40°F	+180°F	Agriculture	39
3	150	Black Gold™ Oilfield Vacuum (100-150) SD	30.0	3.50	C	D	6.0	2.17	-40°F	+150°F	Oilfield	129
3	150	Black Gold™ Super-Vac™ (60-150) SD	30.0	3.52	C	D	6.0	1.89	-40°F	+180°F	Oilfield	128
3	150	Black Gold™ Super-Vac™ MegaFlex™ (60-200) SD	30.0	3.47	C	D	3.0	1.33	-40°F	+180°F	Oilfield	130
3	150	Chem Master™ EPDM (125-150) SD	30.0	3.60	P	P	11.0	1.70	-40°F	+250°F	Chemical	70
3	150	Chem Master™ Plus CPE (150-200) SD MegaFlex™	30.0	3.48	J	P	8.0	1.61	-40°F	+275°F	Chemical	69
3	150	Chem Master™ Plus UHMWPE (150-200) SD	30.0	3.53	L	P	18.0	1.74	-40°F	+212°F	Chemical	67
3	150	Chem Master™ Plus XLPE (150-200) SD Black	30.0	3.58	K	P	18.0	1.81	-40°F	+250°F	Chemical	64
3	150	Chem Master™ Plus XLPE (150-200) SD Colors	30.0	3.58	K	P	18.0	1.73	-40°F	+250°F	Chemical	65
3	150	Chem Master™ XTreme™ FEP (125-200) SD	30.0	3.59	T	P	18.0	1.77	-40°F	+300°F	Chemical	62
3	150	Food Master™ Beverage 150SD CR	30.0	3.75	S	P	20.0	2.13	-40°F	+212°F	Food and Beverage	77
3	150	Food Master™ Beverage 150SD CR MegaTuff™	30.0	3.75	S	P	28.0	.50	-40°F	+212°F	Food and Beverage	78
3	150	Food Master™ Oils and Dairy 150D	—	3.56	C2	C2	36.0	1.90	-40°F	+230°F	Food and Beverage	80
3	150	Food Master™ Oils and Dairy 150SD	30.0	3.58	C2	C2	18.0	1.45	-40°F	+230°F	Food and Beverage	79
3	150	Food Master™ Oils and Dairy 150SD MegaFlex™	30.0	3.56	C2	C2	9.0	1.92	-40°F	+230°F	Food and Beverage	81
3	150	Fuel Master™ 150D	—	3.45	C	A	—	1.37	-40°F	+180°F	Petroleum	147
3	150	Fuel Master™ 150SD	30.0	3.53	C	A	8.0	1.95	-40°F	+180°F	Petroleum	144
3	150	Fuel Master™ 150SD	30.0	3.53	C	A	9.0	2.40	-40°F	+180°F	Petroleum	144
3	150	Fuel Master™ 150SD LT MegaFlex™	30.0	3.44	C	A	3.0	1.13	-65°F	+180°F	Petroleum	146
3	150	Fuel Master™ 150SD MegaFlex™	30.0	3.44	C	A	3.0	1.45	-40°F	+180°F	Petroleum	145
3	150	Fuel Master™ XTreme™ 150SD	30.0	3.53	C	C2	9.0	1.86	-30°F	+180°F	Petroleum	142
3	150	Fuel Master™ XTreme™ 150SD MegaFlex™	30.0	3.44	C	C2	3.0	1.61	-30°F	+180°F	Petroleum	143
3	150	Water Master™ Slurry 150D AR	—	3.49	D	D	36.0	1.37	-40°F	+150°F	Water	171
3	200	Black Gold™ Potable Water (150-300) D	10.0	3.70	D2	P	21.0	2.15	-40°F	+150°F	Oilfield	124
3	250	Black Gold™ ABS Chemical Plus XLPE 250SD	30.0	3.71	K	P	18.0	2.37	-40°F	+250°F	Oilfield	118
3	250	Food Master™ Beverage 250SD CR	30.0	3.86	S	P	18.0	2.20	-40°F	+230°F	Food and Beverage	76
3	250	Food Master™ XTreme™ 250SD CR	30.0	3.86	S	P	18.0	2.44	-40°F	+230°F	Food and Beverage	75

AGRICULTURE
AIR BREATHING
AIR DUCT
AIR AND MULTI-PURPOSE
CHEMICAL
FOOD AND BEVERAGE
ENGINE AND MARINE
MATERIAL HANDLING
MINING
OILFIELD
PETROLEUM
PRESSURE WASH AND WASHDOWN
STEAM
WATER
CLAMPS
COUPLINGS AND FERRULES
HOSE FINDER
CHEMICAL RESISTANCE TABLE



	Hose I.D. (in)	Rated W.P. (psi)	Name	Vacuum (in. Hg.)	Hose O.D. (in)	Tube Type	Cover Type	MBR (in)	Wt. (lbs/ft)	Temp Min. (°F)	Temp Max. (°F)	Hose Categories	Catalog Page No.
AGRICULTURE													
AIR BREATHING													
AIR DUCT	3	300	Black Gold™ ABS Bulk Material 300D	10.0	3.98	D3	D	21.0	2.64	-40°F	+150°F	Oilfield	126
	3	300	Black Gold™ ABS Bulk Material 300SD	29.0	4.23	D3	D	32.0	3.47	-40°F	+150°F	Oilfield	125
AIR AND MULTI-PURPOSE	3	300	Black Gold™ ABS Drill Water 300D	10.0	3.64	P	P	21.0	1.49	-40°F	+150°F	Oilfield	120
	3	300	Black Gold™ ABS Drill Water 300SD	30.0	3.62	P	P	24.0	2.62	-40°F	+150°F	Oilfield	119
CHEMICAL	3	300	Black Gold™ ABS Mud and Oil 300D	10.0	3.62	C	A	21.0	1.94	-40°F	+180°F	Oilfield	132
	3	300	Black Gold™ ABS Mud and Oil 300SD	30.0	3.85	C	A	32.0	2.83	-40°F	+180°F	Oilfield	131
FOOD AND BEVERAGE	3	300	Black Gold™ ABS Potable Water 300D	—	3.74	D2	P	—	1.82	-40°F	+150°F	Oilfield	123
	3	300	Black Gold™ Fuel 300D	10.0	3.70	C	A	21.0	2.17	-40°F	+180°F	Oilfield	134
	3	300	Black Gold™ Fuel 300SD	30.0	3.86	C	A	18.0	2.59	-40°F	+180°F	Oilfield	133
	3	350	LP350	10.0	3.88	A	A	24.0	2.58	-40°F	+180°F	Petroleum	154
ENGINE AND MARINE	3	400	Black Gold™ Oilfield Service 400D	10.0	3.67	C	A	22.0	1.51	-40°F	+180°F	Oilfield	137
	3	400	Black Gold™ Oilfield Service 400D UltraBrasion™	10.0	3.65	C	C4	22.0	1.95	-40°F	+180°F	Oilfield	135
MATERIAL HANDLING	3	400	Black Gold™ Oilfield Service 400SD	30.0	4.00	C	A	20.0	3.66	-40°F	+180°F	Oilfield	136
	3	500	Mine Master™ Air Drill 500	10.0	3.97	A	C2	36.0	4.10	-30°F	+212°F	Mining	115
	3	500	Mine Master™ Air Drill 500 FR	10.0	3.67	C	C2	36.0	2.77	-22°F	+180°F	Mining	116
MINING	3	600	Mine Master™ Air Drill 600HT	—	3.64	J	J	18.0	2.62	-40°F	+300°F	Mining	114
	3	600	Mine Master™ Air Drill 600HT	—	3.64	J	J	20.0	2.46	-40°F	+300°F	Mining	114
OILFIELD	3	1000	Mine Master™ Longwall Emulsion 1000	10.0	3.91	A	C2	20.0	4.14	-40°F	+212°F	Mining	113
	3	2000	Black Gold™ Slim Hole Rotary (1500-5000)	—	3.90	C	A	36.0	4.74	-40°F	+180°F	Oilfield	121
PETROLEUM	3 1/8	10	Air Duct (8-20) SD	7.0	3.38	A	A	10.0	.92	-30°F	+250°F	Air Duct	47
	3 1/4	35	4169A Coolant Hose	—	3.64	C	A	—	1.30	-40°F	+212°F	Engine and Marine	99
	3 1/4	40	Engine Coolant Silicone	—	3.64	MQ	MQ	—	1.27	-65°F	+347°F	Engine and Marine	101
	3 1/2	5	Air Duct (5-10) SD	3.0	3.69	A	A	3.5	5.65	-30°F	+250°F	Air Duct	46
PRESSURE WASH AND WASHDOWN	3 1/2	10	4169A Coolant Hose	—	3.89	C	A	—	1.40	-40°F	+212°F	Engine and Marine	99
	3 1/2	10	Air Duct (8-20) SD	7.0	3.75	A	A	10.0	1.01	-30°F	+250°F	Air Duct	47
	3 1/2	18	4175EC Coolant Hose	—	3.89	P	P	—	1.18	-40°F	+257°F	Engine and Marine	97
	3 1/2	35	Engine Coolant Silicone	—	3.89	MQ	MQ	—	1.36	-65°F	+347°F	Engine and Marine	101
STEAM	3 1/2	35	Green Stripe™ Coolant and Air Hose	15.0	3.93	P	P	12.0	7.56	-40°F	+257°F	Engine and Marine	100
	3 1/2	35	Marine Master™ Plus Wet Exhaust (15-100) SD	15.0	3.95	C	A	17.0	1.37	-40°F	+212°F	Engine and Marine	105
	3 1/2	50	4176HD Coolant Hose	—	4.01	P	P	—	1.50	-40°F	+257°F	Engine and Marine	98
WATER	3 1/2	85	Bulk Master™ Hot Air Blower (40-130) SD HT	30.0	4.14	P	P	21.0	1.95	-40°F	+350°F	Material Handling	108
CLAMPS	3 1/2	90	MIL Low Pressure Fuel and Oil Hose	—	3.81	A	A	42.0	1.82	-40°F	+250°F	Engine and Marine	96
	3 1/2	150	Water Master™ Slurry 150D AR	—	3.99	D	D	42.0	1.60	-40°F	+150°F	Water	171
	3 5/8	5	Air Duct (5-10) SD	3.0	3.81	A	A	4.0	.88	-30°F	+250°F	Air Duct	46
COUPLINGS AND FERRULES	3 3/4	35	Engine Coolant Silicone	—	4.14	MQ	MQ	—	1.44	-65°F	+347°F	Engine and Marine	101
	4	5	Air Duct (5-10) SD	3.0	4.19	A	A	4.0	1.02	-30°F	+250°F	Air Duct	46
	4	5	Fuel Master™ PVC Vapor Recovery 5SD	—	4.56	U	G	4.0	.92	-30°F	+140°F	Petroleum	150
HOSE FINDER	4	10	4169A Coolant Hose	—	4.39	C	A	—	1.69	-40°F	+212°F	Engine and Marine	99
	4	10	Air Duct (5-10) SD	7.0	4.23	A	A	12.0	1.41	-30°F	+250°F	Air Duct	46
	4	10	Air Duct (8-20) SD	7.0	4.25	A	A	12.0	1.15	-30°F	+250°F	Air Duct	47
	4	12	4175EC Coolant Hose	—	4.39	P	P	—	1.34	-40°F	+257°F	Engine and Marine	97
CHEMICAL RESISTANCE TABLE	4	16	Bulk Master™ (4-24) SD	20.0	4.39	D3	D	15.0	1.35	-40°F	+150°F	Material Handling	109
	4	30	Bulk Master™ PVC (25-40) SD AR	28.0	4.65	D	G	8.0	1.70	-30°F	+140°F	Material Handling	111



Hose I.D. (in)	Rated W.P. (psi)	Name	Vacuum (in. Hg.)	Hose O.D. (in)	Tube Type	Cover Type	MBR (in)	Wt. (lbs/ft)	Temp Min. (°F)	Temp Max. (°F)	Hose Categories	Catalog Page No.
4	30	Green Stripe™ Coolant and Air Hose	10.0	4.43	P	P	20.0	8.57	-40°F	+257°F	Engine and Marine	100
4	30	Marine Master™ Plus Wet Exhaust (15-100) SD	10.0	4.46	C	A	24.0	1.65	-40°F	+212°F	Engine and Marine	105
4	35	Ag Master™ PVC Solution (30-90) SD Clear	28.0	4.65	G	—	8.0	1.65	-10°F	+130°F	Agriculture	42
4	35	Engine Coolant Silicone	—	4.39	MQ	MQ	—	1.54	-65°F	+347°F	Engine and Marine	101
4	35	Food Master™ PVC (35-50) SD Clear	28.0	4.65	G	G	8.0	1.65	-10°F	+130°F	Food and Beverage	87
4	35	Food Master™ PVC Dry Goods (35-40) SD Clear	28.0	4.54	G	G	8.0	1.36	-10°F	+130°F	Food and Beverage	88
4	38	4176HD Coolant Hose	—	4.51	P	P	—	1.69	-40°F	+257°F	Engine and Marine	98
4	40	Food Master™ Dry Goods (25-40) D	—	4.56	D2	C4	48.0	2.08	-40°F	+150°F	Food and Beverage	83
4	45	Ag Master™ PVC Solution (35-80) SD	28.0	4.69	P	G	17.0	1.80	-30°F	+140°F	Agriculture	41
4	45	Bulk Master™ Plus (35-150) SD	30.0	4.77	D3	D	32.0	3.37	-40°F	+150°F	Material Handling	107
4	50	Ag Master™ PVC Solution (30-90) SD Clear	28.0	4.52	G	—	13.0	1.94	-10°F	+130°F	Agriculture	42
4	50	Food Master™ PVC (50-100) SD Clear	28.0	4.56	G	G	12.0	2.00	-10°F	+130°F	Food and Beverage	86
4	60	Bulk Master™ Dry Cement (20-75) D	—	4.61	D3	D	48.0	2.11	-40°F	+150°F	Material Handling	106
4	60	Bulk Master™ Dry Cement (20-75) D	—	4.73	D3	D	48.0	2.71	-40°F	+150°F	Material Handling	106
4	60	Water Master™ PVC Layflat (45-75) D	—	4.20	G	G	—	.53	+25°F	+120°F	Water	173
4	65	Fuel Master™ PVC 65SD	28.0	4.79	C2	G	8.0	2.44	-30°F	+130°F	Petroleum	148
4	75	Bulk Master™ Dry Cement (20-75) D	—	4.47	D3	D	48.0	1.69	-40°F	+150°F	Material Handling	106
4	75	Bulk Master™ Hot Air Blower (40-130) SD HT	30.0	4.64	P	P	24.0	2.21	-40°F	+350°F	Material Handling	108
4	75	Food Master™ Dry Goods (50-150) SD	30.0	4.71	D2	P	24.0	3.00	-40°F	+150°F	Food and Beverage	82
4	75	Food Master™ Dry Goods (50-150) SD	30.0	4.71	D2	P	36.0	4.99	-40°F	+150°F	Food and Beverage	82
4	75	MIL Low Pressure Fuel and Oil Hose	—	4.30	A	A	48.0	1.78	-40°F	+250°F	Engine and Marine	96
4	75	Water Master™ PVC (60-110) SD	28.0	4.78	G	G	7.1	1.74	-13°F	+140°F	Water	172
4	100	Black Gold™ Oilfield Vacuum (100-150) SD	30.0	4.52	C	D	8.0	2.14	-40°F	+150°F	Oilfield	129
4	100	Black Gold™ Super-Vac™ (60-150) SD	30.0	4.52	C	D	8.0	2.29	-40°F	+180°F	Oilfield	128
4	100	Black Gold™ Super-Vac™ MegaFlex™ (60-200) SD	30.0	4.52	C	D	4.0	2.29	-40°F	+180°F	Oilfield	130
4	100	Water Master™ Plus PVC Layflat (100-150) D	—	4.32	G	G	—	.73	-10°F	+150°F	Water	174
4	125	Chem Master™ EPDM (125-150) SD	30.0	4.60	P	P	16.0	2.25	-40°F	+250°F	Chemical	70
4	125	Chem Master™ XTreme™ FEP (125-200) SD	30.0	4.66	T	P	24.0	2.60	-40°F	+300°F	Chemical	62
4	150	Ag Master™ Solution 150SD	30.0	4.54	P	P	18.0	2.55	-40°F	+180°F	Agriculture	39
4	150	Black Gold™ Blender Transfer 150D	—	4.73	C	A	—	3.07	-40°F	+180°F	Oilfield	127
4	150	Black Gold™ Potable Water (150-300) D	10.0	4.70	D2	P	28.0	2.74	-40°F	+150°F	Oilfield	124
4	150	Bulk Master™ Plus (35-150) SD	30.0	4.94	D3	D	39.0	4.00	-40°F	+150°F	Material Handling	107
4	150	Chem Master™ Plus CPE (150-200) SD MegaFlex™	30.0	4.49	J	P	10.0	2.08	-40°F	+275°F	Chemical	69
4	150	Chem Master™ Plus UHMWPE (150-200) SD	30.0	4.53	L	P	24.0	2.49	-40°F	+212°F	Chemical	67

AGRICULTURE
AIR BREATHING
AIR DUCT
AIR AND MULTI-PURPOSE
CHEMICAL
FOOD AND BEVERAGE
ENGINE AND MARINE
MATERIAL HANDLING
MINING
OILFIELD
PETROLEUM
PRESSURE WASH AND WASHDOWN
STEAM
WATER
CLAMPS
COUPLINGS AND FERRULES
HOSE FINDER
CHEMICAL RESISTANCE TABLE



	Hose I.D. (in)	Rated W.P. (psi)	Name	Vacuum (in. Hg.)	Hose O.D. (in)	Tube Type	Cover Type	MBR (in)	Wt. (lbs/ft)	Temp Min. (°F)	Temp Max. (°F)	Hose Categories	Catalog Page No.
AGRICULTURE													
AIR BREATHING													
AIR DUCT	4	150	Chem Master™ Plus XLPE (150-200) SD Black	30.0	4.69	K	P	24.0	2.72	-40°F	+250°F	Chemical	64
	4	150	Chem Master™ Plus XLPE (150-200) SD Colors	30.0	4.69	K	P	24.0	2.78	-40°F	+250°F	Chemical	65
AIR AND MULTI-PURPOSE	4	150	Food Master™ Beverage 150SD CR	30.0	4.76	S	P	28.0	3.16	-40°F	+212°F	Food and Beverage	77
	4	150	Food Master™ Oils and Dairy 150D	—	4.60	C2	C2	48.0	2.78	-40°F	+230°F	Food and Beverage	80
CHEMICAL	4	150	Food Master™ Oils and Dairy 150SD	30.0	4.60	C2	C2	18.0	3.13	-40°F	+230°F	Food and Beverage	79
	4	150	Food Master™ Oils and Dairy 150SD	30.0	4.60	C2	C2	24.0	3.05	-40°F	+230°F	Food and Beverage	79
FOOD AND BEVERAGE	4	150	Food Master™ Oils and Dairy 150SD MegaFlex™	30.0	4.73	C2	C2	12.0	3.07	-40°F	+230°F	Food and Beverage	81
	4	150	Fuel Master™ 150D	—	4.51	C	A	—	2.03	-40°F	+180°F	Petroleum	147
	4	150	Fuel Master™ 150SD	30.0	4.57	C	A	12.0	3.29	-40°F	+180°F	Petroleum	144
	4	150	Fuel Master™ 150SD	30.0	4.64	C	A	11.0	3.14	-40°F	+180°F	Petroleum	144
ENGINE AND MARINE	4	150	Fuel Master™ 150SD LT MegaFlex™	30.0	4.49	C	A	4.0	1.13	-65°F	+180°F	Petroleum	146
	4	150	Fuel Master™ 150SD MegaFlex™	30.0	4.48	C	A	4.0	2.29	-40°F	+180°F	Petroleum	145
MATERIAL HANDLING	4	150	Fuel Master™ XTreme™ 150SD	30.0	4.57	C	C2	12.0	2.59	-30°F	+180°F	Petroleum	142
	4	150	Fuel Master™ XTreme™ 150SD MegaFlex™	30.0	4.48	C	C2	4.0	2.16	-30°F	+180°F	Petroleum	143
MINING	4	150	Water Master™ Slurry 150D AR	—	4.49	D	D	48.0	1.85	-40°F	+150°F	Water	171
	4	200	Black Gold™ Super-Vac™ MegaFlex™ (60-200) SD	30.0	4.52	C	D	4.0	2.12	-40°F	+180°F	Oilfield	130
OILFIELD	4	250	Black Gold™ ABS Chemical Plus XLPE 250SD	30.1	4.70	K	P	24.0	3.05	-40°F	+250°F	Oilfield	118
	4	250	Food Master™ Beverage 250SD CR	30.0	4.88	S	P	36.0	2.75	-40°F	+230°F	Food and Beverage	76
PETROLEUM	4	250	Food Master™ XTreme™ 250SD CR	30.0	4.88	S	P	36.0	3.21	-40°F	+230°F	Food and Beverage	75
	4	300	Black Gold™ ABS Bulk Material 300D	10.0	4.96	D3	D	28.0	3.40	-40°F	+150°F	Oilfield	126
PRESSURE WASH AND WASHDOWN	4	300	Black Gold™ ABS Bulk Material 300SD	29.0	5.30	D3	D	42.0	4.71	-40°F	+150°F	Oilfield	125
	4	300	Black Gold™ ABS Drill Water 300D	10.0	4.64	P	P	28.0	1.94	-40°F	+150°F	Oilfield	120
STEAM	4	300	Black Gold™ ABS Drill Water 300SD	30.0	4.62	P	P	30.0	3.18	-40°F	+150°F	Oilfield	119
	4	300	Black Gold™ ABS Mud and Oil 300D	10.0	4.62	C	A	28.0	2.39	-40°F	+180°F	Oilfield	132
WATER	4	300	Black Gold™ ABS Mud and Oil 300SD	30.0	5.10	C	A	42.0	4.48	-40°F	+180°F	Oilfield	131
	4	300	Black Gold™ ABS Potable Water 300D	—	4.69	D2	P	—	1.75	-40°F	+150°F	Oilfield	123
CLAMPS	4	300	Black Gold™ ABS Potable Water 300SD	29.0	4.96	D2	P	28.0	3.68	-40°F	+150°F	Oilfield	122
	4	300	Black Gold™ Fuel 300D	10.0	4.70	C	A	28.0	3.14	-40°F	+180°F	Oilfield	134
	4	300	Black Gold™ Fuel 300SD	30.0	4.87	C	A	24.0	3.52	-40°F	+180°F	Oilfield	133
COUPLINGS AND FERRULES	4	400	Black Gold™ Oilfield Frac 400D	10.0	4.78	C	D	30.0	2.81	-40°F	+180°F	Oilfield	140
	4	400	Black Gold™ Oilfield Frac 400SD	30.0	4.78	C	D	38.0	3.92	-40°F	+180°F	Oilfield	139
HOSE FINDER	4	400	Black Gold™ Oilfield Service 400D	10.0	4.83	C	A	30.0	3.43	-40°F	+180°F	Oilfield	137
	4	400	Black Gold™ Oilfield Service 400D	10.0	4.84	C	A	30.0	3.10	-40°F	+180°F	Oilfield	137
CHEMICAL RESISTANCE TABLE	4	400	Black Gold™ Oilfield Service 400D UltraBrasion™	10.0	4.81	C	C4	30.0	3.13	-40°F	+180°F	Oilfield	135
	4	400	Black Gold™ Oilfield Service 400SD	30.0	4.99	C	A	25.0	4.64	-40°F	+180°F	Oilfield	136



Hose I.D. (in)	Rated W.P. (psi)	Name	Vacuum (in. Hg.)	Hose O.D. (in)	Tube Type	Cover Type	MBR (in)	Wt. (lbs/ft)	Temp Min. (°F)	Temp Max. (°F)	Hose Categories	Catalog Page No.
4	400	Black Gold™ Oilfield Service 400SD	30.0	5.10	C	A	25.0	5.16	-40°F	+180°F	Oilfield	136
4	400	Black Gold™ Oilfield Service 400SD	30.0	5.14	C	A	41.0	3.66	-40°F	+180°F	Oilfield	136
4	500	Mine Master™ Air Drill 500	10.0	5.06	A	C2	47.6	5.32	-30°F	+212°F	Mining	115
4	600	Mine Master™ Air Drill 600HT	—	4.79	J	J	25.0	4.10	-40°F	+300°F	Mining	114
4	1500	Black Gold™ Slim Hole Rotary (1500-5000)	—	5.06	C	A	48.0	7.22	-40°F	+180°F	Oilfield	121
4 1/2	5	Air Duct (5-10) SD	3.0	4.69	A	A	5.0	1.17	-30°F	+250°F	Air Duct	46
4 1/2	10	4169A Coolant Hose	—	4.89	C	A	—	1.90	-40°F	+212°F	Engine and Marine	99
4 1/2	10	Air Duct (5-10) SD	7.0	4.73	A	A	12.0	16.80	-30°F	+250°F	Air Duct	46
4 1/2	10	Air Duct (8-20) SD	7.0	4.75	A	A	12.0	1.25	-30°F	+250°F	Air Duct	47
4 1/2	12	4175EC Coolant Hose	—	4.89	P	P	—	1.52	-40°F	+257°F	Engine and Marine	97
4 1/2	25	Engine Coolant Silicone	—	4.89	MQ	MQ	—	1.73	-65°F	+347°F	Engine and Marine	101
4 1/2	25	Marine Master™ Plus Wet Exhaust (15-100) SD	5.0	4.96	C	A	27.0	1.85	-40°F	+212°F	Engine and Marine	105
4 1/2	35	Bulk Master™ Dry Cement (20-75) D	—	4.97	D3	D	54.0	1.92	-40°F	+150°F	Material Handling	106
4 1/2	40	Bulk Master™ Plus (35-150) SD	30.0	5.27	D3	D	36.0	3.70	-40°F	+150°F	Material Handling	107
4 1/2	150	Water Master™ Slurry 150D AR	—	5.01	D	D	54.0	2.16	-40°F	+150°F	Water	171
5	5	Air Duct (5-10) SD	3.0	5.19	A	A	6.0	1.38	-30°F	+250°F	Air Duct	46
5	5	Fuel Master™ PVC Vapor Recovery 5SD	—	5.51	U	G	5.0	1.13	-30°F	+140°F	Petroleum	150
5	10	Air Duct (5-10) SD	6.0	5.23	A	A	12.0	1.34	-30°F	+250°F	Air Duct	46
5	10	Air Duct (8-20) SD	6.0	5.25	A	A	12.0	1.40	-30°F	+250°F	Air Duct	47
5	15	Green Stripe™ Coolant and Air Hose	5.0	5.43	P	P	24.0	13.45	-40°F	+257°F	Engine and Marine	100
5	20	Bulk Master™ (4-24) SD	20.0	5.53	D3	D	20.0	2.27	-40°F	+150°F	Material Handling	109
5	20	Marine Master™ Plus Wet Exhaust (15-100) SD	5.0	5.46	C	A	30.0	2.02	-40°F	+212°F	Engine and Marine	105
5	30	Ag Master™ PVC Solution (30-90) SD Clear	28.0	5.73	G	—	11.0	2.34	-10°F	+130°F	Agriculture	42
5	30	Bulk Master™ PVC (25-40) SD AR	28.0	5.77	D	G	9.0	2.40	-30°F	+140°F	Material Handling	111
5	30	Food Master™ Dry Goods (25-40) D	—	5.56	D2	C4	60.0	2.46	-40°F	+150°F	Food and Beverage	83
5	40	Bulk Master™ Plus (35-150) SD	30.0	5.77	D3	D	40.0	4.14	-40°F	+150°F	Material Handling	107
5	45	Ag Master™ PVC Solution (30-90) SD Clear	28.0	5.65	G	—	21.0	3.09	-10°F	+130°F	Agriculture	42
5	55	Bulk Master™ Hot Air Blower (40-130) SD HT	30.0	5.74	P	P	30.0	3.13	-40°F	+350°F	Material Handling	108
5	55	Food Master™ Dry Goods (50-150) SD	30.0	5.75	D2	P	30.0	3.98	-40°F	+150°F	Food and Beverage	82
5	70	Water Master™ PVC (60-110) SD	28.0	6.04	G	G	9.2	2.90	-13°F	+140°F	Water	172
5	75	Bulk Master™ Dry Cement (20-75) D	—	5.47	D3	D	60.0	2.12	-40°F	+150°F	Material Handling	106
5	150	Black Gold™ Blender Transfer 150D	—	5.73	C	A	—	3.77	-40°F	+180°F	Oilfield	127
5	150	Bulk Master™ Plus (35-150) SD	30.0	5.96	D3	D	48.0	4.96	-40°F	+150°F	Material Handling	107
5	300	Black Gold™ ABS Bulk Material 300D	10.0	6.14	D3	D	35.0	4.67	-40°F	+150°F	Oilfield	126
5	300	Black Gold™ ABS Bulk Material 300SD	29.0	6.33	D3	D	51.0	6.02	-40°F	+150°F	Oilfield	125
5	300	Black Gold™ ABS Drill Water 300D	10.0	5.78	P	P	48.0	2.85	-40°F	+150°F	Oilfield	120
5	300	Black Gold™ ABS Drill Water 300SD	30.0	5.92	P	P	48.0	5.05	-40°F	+150°F	Oilfield	119
5	300	Black Gold™ ABS Mud and Oil 300D	10.0	5.92	C	A	10.0	4.40	-40°F	+180°F	Oilfield	132

AGRICULTURE
AIR BREATHING
AIR DUCT
AIR AND MULTI-PURPOSE
CHEMICAL
FOOD AND BEVERAGE
ENGINE AND MARINE
MATERIAL HANDLING
MINING
OILFIELD
PETROLEUM
PRESSURE WASH AND WASHDOWN
STEAM
WATER
CLAMPS
COUPLINGS AND FERRULES
HOSE FINDER
CHEMICAL RESISTANCE TABLE



	Hose I.D. (in)	Rated W.P. (psi)	Name	Vacuum (in. Hg.)	Hose O.D. (in)	Tube Type	Cover Type	MBR (in)	Wt. (lbs/ft)	Temp Min. (°F)	Temp Max. (°F)	Hose Categories	Catalog Page No.
AGRICULTURE													
AIR BREATHING													
AIR DUCT	5	300	Black Gold™ ABS Mud and Oil 300D	10.0	5.92	C	A	35.0	4.40	-40°F	+180°F	Oilfield	132
	5	300	Black Gold™ ABS Mud and Oil 300SD	30.0	6.20	C	A	51.0	6.00	-40°F	+180°F	Oilfield	131
AIR AND MULTI-PURPOSE	5	300	Black Gold™ ABS Potable Water 300SD	29.0	6.09	D2	P	36.0	5.05	-40°F	+150°F	Oilfield	122
	5	300	Black Gold™ Fuel 300D	10.0	6.84	C	A	35.0	4.50	-40°F	+180°F	Oilfield	134
	5 1/2	5	Air Duct (5-10) SD	3.0	5.69	A	A	6.0	1.49	-30°F	+250°F	Air Duct	46
	5 1/2	10	Air Duct (5-10) SD	6.0	5.73	A	A	15.0	1.44	-30°F	+250°F	Air Duct	46
CHEMICAL	5 1/2	10	Air Duct (8-20) SD	6.0	5.75	A	A	12.0	1.52	-30°F	+250°F	Air Duct	47
	6	5	Fuel Master™ PVC Vapor Recovery 5SD	—	6.52	U	G	6.0	1.24	-30°F	+140°F	Petroleum	150
FOOD AND BEVERAGE	6	8	Air Duct (8-20) SD	6.0	6.25	A	A	15.0	1.70	-30°F	+250°F	Air Duct	47
	6	12	4175EC Coolant Hose	—	6.42	P	P	—	2.00	-40°F	+257°F	Engine and Marine	97
	6	15	Green Stripe™ Coolant and Air Hose	5.0	6.43	P	P	30.0	15.00	-40°F	+257°F	Engine and Marine	100
ENGINE AND MARINE	6	15	Marine Master™ Plus Wet Exhaust (15-100) SD	5.0	6.46	C	A	36.0	2.40	-40°F	+212°F	Engine and Marine	105
	6	20	Bulk Master™ Dry Cement (20-75) D	—	6.73	D3	D	72.0	3.91	-40°F	+150°F	Material Handling	106
	6	24	Bulk Master™ (4-24) SD	20.0	6.53	D3	D	24.0	3.20	-40°F	+150°F	Material Handling	109
MATERIAL HANDLING	6	25	Bulk Master™ Dry Cement (20-75) D	—	6.47	D3	D	72.0	2.51	-40°F	+150°F	Material Handling	106
	6	25	Bulk Master™ PVC (25-40) SD AR	28.0	6.86	D	G	12.0	3.21	-30°F	+140°F	Material Handling	111
MINING	6	25	Food Master™ Dry Goods (25-40) D	—	6.56	D2	C4	72.0	3.04	-40°F	+150°F	Food and Beverage	83
	6	35	Ag Master™ PVC Solution (30-90) SD Clear	28.0	6.98	G	—	15.0	4.08	-10°F	+130°F	Agriculture	42
OILFIELD	6	35	Ag Master™ PVC Solution (35-80) SD	28.0	6.86	P	G	27.0	3.10	-30°F	+140°F	Agriculture	41
	6	40	Bulk Master™ Hot Air Blower (40-130) SD HT	30.0	6.74	P	P	36.0	4.54	-40°F	+350°F	Material Handling	108
PETROLEUM	6	40	Bulk Master™ Plus (35-150) SD	30.0	6.76	D3	D	48.0	5.07	-40°F	+150°F	Material Handling	107
	6	45	Ag Master™ PVC Solution (30-90) SD Clear	28.0	6.80	G	—	24.0	4.56	-10°F	+130°F	Agriculture	42
PRESSURE WASH AND WASHDOWN	6	45	Water Master™ PVC Layflat (45-75) D	—	6.20	G	G	—	.88	+25°F	+120°F	Water	173
	6	50	Food Master™ Dry Goods (50-150) SD	30.0	6.91	D2	P	36.0	5.88	-40°F	+150°F	Food and Beverage	82
STEAM	6	60	Black Gold™ Super-Vac™ (60-150) SD	30.0	6.67	C	D	18.0	4.29	-40°F	+180°F	Oilfield	128
	6	60	Black Gold™ Super-Vac™ MegaFlex™ (60-200) SD	30.0	6.59	C	D	12.0	3.89	-40°F	+180°F	Oilfield	130
WATER	6	70	Water Master™ PVC (60-110) SD	28.0	7.17	G	G	10.2	3.88	-13°F	+140°F	Water	172
	6	100	Water Master™ Plus PVC Layflat (100-150) D	—	6.40	G	G	—	1.18	-10°F	+150°F	Water	174
CLAMPS	6	125	Chem Master™ EPDM (125-150) SD	30.0	6.78	P	P	24.0	5.29	-40°F	+250°F	Chemical	70
	6	150	Black Gold™ Blender Transfer 150D	—	7.00	C	A	—	6.69	-40°F	+180°F	Oilfield	127
COUPLINGS AND FERRULES	6	150	Bulk Master™ Plus (35-150) SD	30.0	6.97	D3	D	56.0	6.27	-40°F	+150°F	Material Handling	107
	6	150	Food Master™ Oils and Dairy 150D	—	6.60	C2	C2	72.0	4.10	-40°F	+230°F	Food and Beverage	80
HOSE FINDER	6	150	Food Master™ Oils and Dairy 150SD	30.0	6.69	C2	C2	36.0	5.59	-40°F	+230°F	Food and Beverage	79
	6	150	Fuel Master™ 150SD	30.0	6.79	C	A	17.0	118.20	-40°F	+180°F	Petroleum	144
CHEMICAL RESISTANCE TABLE	6	150	Fuel Master™ 150SD MegaFlex™	30.0	6.55	C	A	6.0	4.03	-40°F	+180°F	Petroleum	145
	6	150	Water Master™ Slurry 150D AR	—	6.51	D	D	72.0	2.84	-40°F	+150°F	Water	171



Hose I.D. (in)	Rated W.P. (psi)	Name	Vacuum (in. Hg.)	Hose O.D. (in)	Tube Type	Cover Type	MBR (in)	Wt. (lbs/ft)	Temp Min. (°F)	Temp Max. (°F)	Hose Categories	Catalog Page No.
6	300	Black Gold™ ABS Bulk Material 300D	10.0	7.13	D3	D	42.0	5.51	-40°F	+150°F	Oilfield	126
6	300	Black Gold™ ABS Bulk Material 300SD	29.0	7.33	D3	D	60.0	6.02	-40°F	+150°F	Oilfield	125
6	300	Black Gold™ ABS Drill Water 300D	10.0	6.82	P	P	60.0	2.85	-40°F	+150°F	Oilfield	120
6	300	Black Gold™ ABS Drill Water 300SD	30.0	6.92	P	P	60.0	7.53	-40°F	+150°F	Oilfield	119
6	300	Black Gold™ ABS Mud and Oil 300D	10.0	6.92	C	A	42.0	5.25	-40°F	+180°F	Oilfield	132
6	300	Black Gold™ ABS Mud and Oil 300SD	30.0	7.40	C	A	60.0	8.59	-40°F	+180°F	Oilfield	131
6	300	Black Gold™ ABS Potable Water 300SD	29.0	7.16	D2	P	40.0	6.69	-40°F	+150°F	Oilfield	122
6	300	Black Gold™ Fuel 300D	10.0	6.84	C	A	46.0	4.91	-40°F	+180°F	Oilfield	134
6	300	Black Gold™ Fuel 300SD	30.0	7.07	C	A	36.0	5.00	-40°F	+180°F	Oilfield	133
6 5/8	20	Bulk Master™ Dry Cement (20-75) D	—	7.10	D3	D	72.0	2.35	-40°F	+150°F	Material Handling	106
6 5/8	35	Bulk Master™ Plus (35-150) SD	30.0	7.47	D3	D	36.0	5.36	-40°F	+150°F	Material Handling	107
8	45	Water Master™ PVC Layflat (45-75) D	—	8.16	G	G	—	1.27	+25°F	+120°F	Water	173
8	60	Water Master™ PVC (60-110) SD	28.0	9.34	G	G	15.7	5.54	-13°F	+140°F	Water	172
8	100	Black Gold™ Oilfield Service (100-150) SD	30.0	8.74	C	D	24.0	117.00	-40°F	+180°F	Oilfield	138
8	150	Black Gold™ Oilfield Service (100-150) SD	30.0	9.00	C	D	24.0	165.73	-40°F	+180°F	Oilfield	138

AGRICULTURE
AIR BREATHING
AIR DUCT
AIR AND MULTI-PURPOSE
CHEMICAL
FOOD AND BEVERAGE
ENGINE AND MARINE
MATERIAL HANDLING
MINING
OILFIELD
PETROLEUM
PRESSURE WASH AND WASHDOWN
STEAM
WATER
CLAMPS
COUPLINGS AND FERRULES
HOSE FINDER
CHEMICAL RESISTANCE TABLE



Chemical Resistance Table

AGRICULTURE
AIR BREATHING
AIR DUCT
AIR AND MULTI-PURPOSE
CHEMICAL
FOOD AND BEVERAGE
ENGINE AND MARINE
MATERIAL HANDLING
MINING
OILFIELD
PETROLEUM
PRESSURE WASH AND WASHDOWN
STEAM
WATER
CLAMPS
COUPLINGS AND FERRULES
HOSE FINDER
CHEMICAL RESISTANCE TABLE

The Chemical Resistance Table is intended as a guide only. Ratings are based on the best data available. Unless otherwise stated, ratings are based on 100% concentrated or saturated solutions and up to +100°F (+38°C). These ratings do not cover all possible variations of all factors, such as solvents, elevated temperatures, degradation, or fluid contamination. Testing under actual conditions is the best way to ensure chemical compatibility for critical applications. For specific information contact Gates Fluid Power Product Application. Phone (303) 744-5070. Email: fppasupport@gates.com.

"1" Preferred: Constant Contact— Minor or no effect. Approved for continuous contact. Factors such as temperatures, concentration, etc., may reduce service life.

"2" Acceptable: Intermittent Contact — Intended for transfer service and hose should be drained after each use. Prolonged exposure may result in minor to moderate deterioration and/or solution discoloration. Factors such as temperatures, concentration, etc., may reduce service life.

"X" Not Recommended — Unsatisfactory and should not be used.

“-" (Dash) — Insufficient data. Testing recommended.

NOTE 1. Fluid permeation needs to be considered. Hose may show no sign of degradation; however, performance and service life may be negatively affected by fluid permeation through the tube and reinforcement layers.

NOTE 2. Coupling material ratings are for reference only. Specific ratings are available and should be obtained by coupling manufactures. See coupling section for additional contact information.

NOTE 3. The nature of certain chemicals and specific applications is such that Gates cannot offer a suitable hose.

NOTE 4. If a chemical is not listed in the table, contact Gates Fluid Power Product Application. Phone (303) 744-5070. Email: fppasupport@gates.com.

NOTE 5. For Gates Acid/Chemical Hose, permanent-style couplings must be used for service temperatures above +125°F (+52°C).

For certain applications specific hoses must be used.

Steam — Hose from the Steam Hose line

Edible Products — FDA, 3A, USDA

Concentrated Chemicals — Hose from the Acid-Chemical Hose line

Gaseous Fuels — LP350 Hose only

Gasoline and Petroleum Products — Hoses from the Petroleum Transfer Hose line

Hydraulic — Hoses from Hydraulic Products Catalog

ARPM Designation	Oil Resistance	Volume Change Maximum	Tensile Strength Retained
Class A	High	25%	80%
Class B	Medium	65%	50%
Class C	Limited	100%	40%



Characteristics and Resistance of Tube and Cover Compounds

Please read and observe all warnings and caution statements throughout this catalog.

Gates Type	Common Name or Trade Name	Elastomer	Weather/Ozone	Physical Strength
A	Chloroprene	Polychloroprene (CR)	Very Good	Very Good
B1	Modified EPDM	Ethylene Propylene Diene (EPDM)	Very Good	Good
C	Buna-N Nitrile	Acrylonitrile Butadiene (NBR)	Poor	Good
C1	HNBR	Hydrogenated Nitrile (HNBR)	Very Good	Excellent
C2	Modified Nitrile	Acrylonitrile Butadiene (NBR)	Good	Good
C4	Mod Carbox Nitrile	Carboxylated Nitrile (XNBR)	Good	Excellent
D	Gum Rubber, Buna-S	Natural Rubber (NR) or Styrene Butadiene (SBR)	Fair	Very Good
G	PVC	Polyvinyl Chloride (plasticized)	Very Good	Good
H	Butyl	Isobutylene & Isoprene (IIR)	Poor	Fair
J	CPE	Chlorinated Polyethylene (CM)	Very Good	Good
K	Gatron™	Cross Linked Polyethylene (XLPE)	Excellent	Good
L	UHMWPE	Ultra-High Molecular Weight Polyethylene (UHPE)	Very Good	Very Good
M	Hypalon® ¹	Chlorosulfonated Polyethylene (CSM)	Good	Good
MQ	Silicone	Silicone Rubber	Very Good	Good
P	EPDM	Ethylene Propylene Diene (EPDM)	Very Good	Good
S	Sanitron™	Thermoplastic Vulcanizate (TPV)	Excellent	Good
T	FEP	Fluorinated Polyethylene (FEP)	Excellent	Very Good
U	Urethane	Polyurethane (EU)	Very Good	Excellent
V	Viton® ² , Fluorel® ²	FluoroCarbon Fluoroelastomer (FKM)	Excellent	Very Good
Z	Nylon	Polyamide Resin (PA)	Excellent	Very Good

NOTE: Ratings are for general or typical elastomer formulations. Some hoses have special formulations that change the performance of these characteristics to be more suitable for certain applications, such as improved temperature range or resistance to biodiesel. For selection assistance refer to product catalog pages and also the Hose Finder and Chemical Resistance sections at the back of this catalog.

Contact Gates Product Application Engineering
303-744-5070
fppasupport@gates.com

Resistance to:

Gates Type	Common Name or Trade Name	Permeation to					High Temp	
		Abrasion	Gases	Petroleum Oils	Refined Fuels	High Temp	Low Temp	
A	Chloroprene (Neoprene)	Very Good	Fair	Good	Fair	Good	Good	
B1	Gates Proprietary Blend	Good	Poor	Poor	Poor	Excellent	Fair	
C	Buna-N Nitrile	Fair	Good	Excellent	Excellent	Good	Fair	
C1	Hydrogenated Nitrile (HNBR)	Good	Fair	Very Good	Very Good	Excellent	Good	
C2	Modified Nitrile (cover)	Good	Good	Good	Good	Good	Fair	
C4	Modified Carboxylated Nitrile (cover)	Excellent	Good	Good	Good	Good	Fair	
D	Gum Rubber, Buna-S	Excellent	Poor	Poor	Poor	Fair	Good	
D2	Natural Rubber (Food Grade)	Excellent	Poor	Poor	Poor	Good	Good	
D3	Natural Rubber (Food Grade)	Excellent	Poor	Poor	Poor	Good	Good	
G	PVC	Very Good	Good	Good	Fair	Good	Fair	
H	Butyl	Fair	Poor	Poor	Poor	Good	Good	
J	CPE	Good	Good	Good	Good	Good	Good	
K	Gatron™	Good	Fair	Fair	Fair	Good	Fair	
L	UHMWPE	Excellent	Good	Excellent	Good	Good	Fair	
M	Hypalon®	Good	Good	Good	Good	Good	Good	
MQ	Silicone Rubber	Poor	Poor	Poor	Poor	Excellent	Excellent	
P	EPDM	Good	Poor	Poor	Poor	Excellent	Fair	
P2	Special for Steam Hose	Fair	Poor	Poor	Poor	Excellent	Poor	
S	Sanitron™	Good	Poor	Poor	Poor	Excellent	Good	
T	FEP	Very Good	Excellent	Excellent	Excellent	Excellent	Good	
U	Urethane	Excellent	Fair	Good	Fair	Fair	Good	
V	FKM Viton®, Fluorel®	Good	Good	Excellent	Excellent	Excellent	Good	
Z	Nylon	Very Good	Excellent	Excellent	Excellent	Good	Good	

¹ Registered Trademark of DuPont® Corporation

² Registered Trademark of 3M® Corporation

AGRICULTURE
AIR BREATHING
AIR DUCT
AIR AND MULTI-PURPOSE
CHEMICAL
FOOD AND BEVERAGE
ENGINE AND MARINE
MATERIAL HANDLING
MINING
OILFIELD
PETROLEUM
PRESSURE WASH AND WASHDOWN
STEAM
WATER
CLAMPS
COUPLINGS AND FERRULES
HOSE FINDER
CHEMICAL RESISTANCE TABLE

CHEMICAL RESISTANCE TABLE



AGRICULTURE
 AIR BREATHING
 AIR DUCT
 AIR AND MULTI-PURPOSE
 CHEMICAL
 FOOD AND BEVERAGE
 ENGINE AND MARINE
 MATERIAL HANDLING
 MINING
 OILFIELD
 PETROLEUM
 PRESSURE WASH AND WASHDOWN
 STEAM
 WATER
 CLAMPS
 COUPLINGS AND FERRULES
 HOSE FINDER
 CHEMICAL RESISTANCE TABLE

Contact Denver Product Application for recommendations for chemicals not listed.
 Phone: (303) 744-5070
 email: fppasupport@gates.com

1 = Preferred - Constant Contact
 2 = Acceptable - Intermittent Contact
 X = Not Recommended
 - = No Data

NOTE: Ratings are for the effect on the polymer only!

		Gates Hose / Polymers													Couplings / Adapters							
		Chem Master™-XTreme™-FEP	Chem Master™-Plus XLPE	Chem Master™-Plus UHMWPE	Food & Beverage Master																	
		T	K	L	S	P	C	D	D	A	H	V	M	J	Z	G	Iron/Carbon Steel	Stainless Steel 304	Stainless Steel 316	Aluminum	Brass	Polypropylene
Chemical	Form (at room temperature unless otherwise stated)	FEP	Gator™	UHMWPE	Sanitron™	EPDM	NBR	SBR	NR	Chloroprene	Butyl	Fluorocarbon	Hypalon™	CPE	Nylon	PVC	Iron/Carbon Steel	Stainless Steel 304	Stainless Steel 316	Aluminum	Brass	Polypropylene
A																						
Absorption Oil	Liquid	1	2	2	X	X	1	X	X	2	X	1	2	1	1	-	-	-	-	-	1	-
Acetal	Colorless Liquid	1	1	1	1	1	-	-	-	-	1	X	-	1	-	-	-	-	-	-	1	-
Acetaldehyde	Colorless Liquid	1	1	1	1	X	2	2	X	1	X	X	1	X	X	1	1	1	1	1	1	1
Acetamide	Liquid above 176°F(80°C)	1	1	2	1	2	2	X	X	2	2	X	-	1	-	-	-	2	-	1	X	-
Acetic Acid (40% or less)	Clear Colorless Liquid	1	1	1	1	1	X	2	X	2	1	X	2	1	-	-	X	2	2	2	X	2
Acetic Acid (56% or less)	Clear Colorless Liquid	1	1	1	1	1	X	2	X	2	1	X	2	1	X	2	X	2	2	2	X	2
Acetic Acid (85% or less)	Clear Colorless Liquid	1	1	1	X	2	X	2	X	X	X	X	X	X	X	X	-	2	2	-	-	X
Acetic Acid (Glacial - 99.4%)	Clear Colorless Liquid	1	1	X	X	X	X	2	X	X	X	X	X	1	X	X	-	2	2	-	-	X
Acetic Acid, Anhydride	Clear Colorless Liquid	1	-	X	-	-	X	X	X	X	2	-	2	1	X	X	-	2	2	-	-	X
Acetic Anhydride (Acetic Oxide)	Colorless Liquid	1	1	1	1	1	X	X	X	-	2	X	2	1	X	X	X	2	2	2	X	X
Acetic Ether (Ethyl Acetate)	Colorless Liquid	1	1	1	2	2	X	X	X	X	2	X	X	2	1	X	1	1	1	1	1	2
Acetic Oxide (Acetic Anhydride)	Colorless Liquid	1	1	1	1	1	-	X	X	-	2	X	2	1	X	X	X	2	2	2	X	X
Acetone (Dimethylketone)	Colorless Liquid	1	1	1	1	2	X	X	X	X	2	X	X	1	1	X	1	1	1	1	1	2
Acetone Cyanohydrin	Colorless Liquid	1	1	2	2	2	-	X	X	-	2	-	-	2	-	-	-	-	-	-	-	-
Acetonitrile (Methyl Cyanide)	Colorless Liquid	1	1	2	1	X	X	2	2	2	2	-	2	1	-	1	-	-	-	-	-	-
Acetophenone	Colorless Liquid	1	2	2	1	X	X	X	X	1	X	-	-	-	-	-	-	-	-	-	-	2
Acetyl Chloride	Colorless Liquid	1	-	-	-	-	-	-	-	-	-	1	-	X	-	-	-	-	-	-	-	-
Acetyl Oxide (Acetic Anhydride)	Colorless Liquid	1	1	1	1	1	X	X	X	-	2	X	2	1	X	X	X	2	2	2	X	X
Acetyl-P-Toluidine (In Ether or Alcohols)	In Alcohol or Ether	1	1	1	1	1	-	X	X	-	2	X	-	1	-	-	-	-	-	-	-	-
Acetylene	Gas	SPECIAL HOSE REQUIRED													-	-	-	-	-	-	-	
Acetylene Dichloride (Dichloroethylene)	Colorless Liquid	1	X	X	X	X	-	X	X	-	X	1	-	X	1	X	-	-	-	-	-	X
Acetylene Tetrachloride	Colorless Liquid	1	X	X	X	X	-	X	X	-	X	1	-	X	1	X	-	-	-	-	-	-
Acrolein (Hydroquinone Inhibited)	Colorless to Yellow Liquid	1	1	1	2	X	-	-	-	-	2	X	-	-	-	-	-	-	-	-	-	-
Acrylamide	Colorless Crystals	1	1	2	2	-	-	-	-	-	-	1	-	-	-	-	-	-	-	-	-	-
Acrylates (HEA or HPA)	Colorless Liquid	1	1	1	1	X	-	-	-	-	-	1	-	1	-	-	-	-	-	-	-	-
Acrylic Acid	Colorless Liquid	1	1	1	1	-	-	-	-	-	-	1	-	2	-	-	-	-	-	-	-	-
Acrylic Acid (Glacial 97%)	Colorless Liquid	1	1	1	X	X	X	X	X	X	1	X	X	X	X	X	-	-	-	-	-	-
Acrylic Emulsion	Liquid	1	1	1	X	X	-	-	-	-	-	1	-	-	-	-	-	-	-	-	-	-
Acrylonitrile	Colorless Liquid	1	2	2	1	X	X	2	2	X	X	X	X	1	-	1	1	1	1	-	-	-
Adipic Acid (70°F)	White Crystals	1	1	X	1	1	X	X	1	X	-	X	-	-	X	X	-	-	-	-	-	-
Aeroshell 7A, 17 Grease	Liquid	1	-	-	-	-	1	-	-	2	-	-	-	-	-	-	1	1	1	1	-	-
Air, 212°F (100°C)	Colorless Gas	1	1	2	1	1	1	2	X	1	1	1	1	1	X	2	1	1	1	1	1	-
Air, 257°F (125°C)	Colorless Gas	1	1	X	1	1	X	X	X	2	1	1	1	1	X	X	-	-	-	-	-	-
Air, 300°F (149°C)	Colorless Gas	1	1	X	1	1	X	X	X	2	1	1	X	X	X	X	-	-	-	-	-	-
Air, Ambient	Colorless Gas	1	1	1	1	1	1	1	1	1	1	1	1	1	1	1	1	1	1	1	1	1
Aircraft Hyd. Oil AA	Liquid	1	1	-	-	X	1	-	-	-	X	-	-	-	-	-	1	1	1	1	1	-
Alachlor (Lasso)	Colorless Crystals	1	1	-	-	-	-	-	1	-	-	-	-	-	-	-	-	1	1	-	-	-
Alkaline Liquid (NDS)	In Water Solutions	1	1	1	1	1	-	-	-	-	1	2	-	1	-	-	-	-	-	-	-	-
Alkylaryl Polyether	Alcohol	-	1	1	1	-	-	-	-	-	-	-	-	1	-	1	-	-	-	-	-	-
Alkyd Resin (Thermosetting Polymer)	Varies	1	1	-	-	-	-	-	-	-	-	-	-	-	-	-	-	-	-	-	-	-
Alkylaryl Sulfonate (Alkylbenzene Sulfonate)	Powder	1	1	1	-	-	1	-	1	-	-	1	X	1	-	-	1	1	-	-	-	-
Allomaleic Acid (Fumaric Acid) Solution	Liquid	1	1	-	-	2	1	2	2	-	-	1	-	-	-	X	-	1	1	-	-	-
Allyl Alcohol	Colorless Liquid	1	1	1	1	1	1	-	1	1	1	1	1	1	X	X	-	-	-	-	-	-
Allyl Bromide	Colorless to Yellow Liquid	1	-	-	-	-	-	-	-	-	-	-	-	-	-	-	-	-	-	-	-	-
Allyl Chloride	Colorless Liquid	1	1	X	X	X	X	X	X	X	X	1	-	2	1	X	-	1	1	-	-	2
Alpha Methylstyrene	Colorless Liquid	1	2	2	X	X	X	X	X	X	X	1	-	X	1	X	-	-	-	-	-	-
Alpha Olefin Sulfonate	Powder	-	-	-	-	-	-	-	1	-	-	-	-	-	-	-	-	-	-	-	-	-



CHEMICAL RESISTANCE TABLE

Contact Denver Product Application for recommendations for chemicals not listed.
 Phone: (303) 744-5070
 email: fppasupport@gates.com

1 = Preferred - Constant Contact
 2 = Acceptable - Intermittent Contact
 X = Not Recommended
 - = No Data

NOTE: Ratings are for the effect on the polymer only!

Chemical	Form (at room temperature unless otherwise stated)	Gates Hose / Polymers														Couplings / Adapters						
		T	K	L	S	P	C	D	D	A	H	V	M	J	Z	G	Iron/Carbon Steel	Stainless Steel 304	Stainless Steel 316	Aluminum	Brass	Polypropylene
		FEP	Gator™	UHMWPE	Sanitor™	EPDM	NBR	SBR	NR	Chloroprene	Butyl	Fluorocarbon	Hypalon	CPE	Nylon	PVC						
Alpha Picoline	Colorless Liquid	1	1	-	-	-	-	-	-	-	-	-	-	-	-	-	-	-	-	-	-	
Alum (Aluminum Sulphate or Other)	White Crystals	1	1	-	1	1	-	1	1	-	-	-	-	X	-	-	X	X	2	X	X	1
Alum. Potash (Aluminum Potassium Sulfate)	White Crystals	1	-	-	-	-	-	-	1	-	-	-	-	X	-	-	X	2	2	X	X	1
Alumina - Calcined (Conveyed Pneumatically)	Granular	-	-	-	-	-	-	-	1	-	-	-	-	-	-	-	-	-	-	-	-	-
Alumina Trihydrate (Conveyed Pneumatically)	White Crystalline Powder	-	-	-	-	-	-	-	1	-	-	-	-	-	-	-	-	-	-	-	-	-
Aluminum Acetate	White Powder	1	1	-	-	-	-	1	1	-	-	X	-	-	-	-	1	1	-	X	-	-
Aluminum Alkyl (ie Triethylaluminum)	Colorless Liquid	X	X	X	X	X	X	X	X	X	X	1	X	X	X	X	-	-	-	-	-	-
Aluminum Bromide	White to Yellow Crystals	1	1	-	-	1	1	1	1	1	1	1	1	-	-	-	X	2	2	-	X	-
Aluminum Chloride Solution	White to Yellow Solution	1	1	X	1	1	1	1	1	-	1	1	-	1	-	-	X	2	2	X	X	1
Aluminum Chloride, Anhydrous	White to Yellow Crystals	-	-	-	-	-	-	-	1	-	-	-	-	-	-	-	-	-	-	-	-	-
Aluminum Chlorohydrate Solution (Up to 50%)	White Solution	1	1	1	1	1	1	-	-	-	1	1	-	1	-	-	-	-	-	-	-	-
Aluminum Fluoride	White Crystals	1	1	-	-	-	-	-	1	1	-	-	-	-	-	1	X	2	2	2	X	1
Aluminum Formate (Di & Tri In Water)	In Hot Water	1	1	1	1	1	1	X	X	-	1	X	-	1	-	-	-	-	-	-	-	-
Aluminum Hydroxide (Alumina Trihydrate)	In Mineral Acid or Caustic Soda	1	1	1	1	-	X	X	X	1	1	2	-	1	X	X	-	1	1	-	1	1
Aluminum Nitrate	In Cold Water	1	1	1	1	1	1	1	1	1	1	1	1	1	-	1	X	1	1	2	-	1
Aluminum Phosphate Solution	In HCl or HNO3 (slightly soluble)	1	1	1	-	-	X	X	X	X	-	1	-	-	X	X	-	-	-	-	-	-
Aluminum Salts	Varies	1	1	-	-	1	1	1	1	1	1	-	1	-	-	1	-	2	2	2	-	1
Aluminum Sulfate	White Crystals	1	1	-	1	1	1	-	1	1	-	-	-	-	-	-	X	X	2	X	X	1
Aluminum Sulfate Solution	In Water	1	1	1	1	1	1	1	1	-	1	1	-	1	-	-	X	X	2	X	X	1
Aluminum Sulfate Solution (49.7% H2O)	Liquid	1	1	1	1	1	1	1	1	1	1	1	-	1	1	1	X	X	2	X	X	1
Amines (A class of Organic Compounds)	Varies	1	1	1	-	-	-	-	-	-	-	X	-	-	-	-	-	-	-	-	-	-
Amines (Aromatic - IE P-Toluidine)	White Plates (Solid)	1	-	-	-	-	-	-	1	-	-	X	-	-	-	-	-	-	-	-	-	-
Amines (Mixed)	Varies	1	2	1	-	2	2	2	2	2	2	X	-	-	-	-	-	1	-	X	X	-
Amines (Primary, Secondary, Tertiary, Etc)	Varies	1	2	1	-	-	-	-	-	-	-	X	-	-	-	-	-	-	-	-	-	-
Aminodiphenylamine	Purple Powder	1	2	-	-	-	-	-	-	-	-	-	-	-	-	-	-	-	-	-	-	-
Aminoethanol (Ethanolamine)	Colorless Viscous Liquid	1	2	1	1	2	2	2	2	2	2	X	X	1	1	2	1	1	1	-	1	-
Aminoethylethanolamine	Liquid	1	2	1	2	2	-	-	-	-	1	-	-	1	1	-	-	-	-	-	-	-
Ammonia (Anhydrous)	Gas or Liquid	NO HOSE AVAILABLE																				
Ammonia (Aqueous up to 30% NH3)	Colorless Liquid	1	1	1	1	1	1	1	1	1	1	2	1	1	1	1	-	1	1	-	X	1
Ammonia Liquor	Colorless Liquid	1	-	1	-	-	-	-	-	-	-	-	-	-	-	-	-	-	-	-	-	-
Ammoniated Fatty Acid (ie Ammonium Caprylate)	Liquid above 167°F (75°C)	1	1	1	-	-	-	-	-	-	-	1	-	-	-	-	-	-	-	-	-	-
Ammonium Acetate	In Water	1	1	1	1	1	1	1	1	2	1	1	-	1	2	1	-	1	1	-	X	1
Ammonium Bicarbonate	White Crystals	1	-	-	-	-	-	-	1	-	-	-	-	-	-	1	-	-	-	-	-	1
Ammonium Bisulfate (50%)	Colorless Liquid	1	1	1	1	1	-	-	-	-	1	1	-	1	-	-	-	-	-	-	-	-
Ammonium Carbonate	Colorless to White Powder	1	1	-	-	-	X	-	1	2	-	-	-	-	-	1	1	1	1	-	-	1
Ammonium Chloride	White Crystals	1	-	X	-	-	-	-	1	-	-	-	-	-	-	-	-	2	2	-	X	1
Ammonium Chloride Solution	Liquid	1	1	-	-	1	2	1	1	X	1	-	1	X	1	-	-	2	2	-	X	1
Ammonium Fluoride	White Crystals	-	-	-	-	-	-	-	1	-	-	-	-	-	-	-	-	-	-	-	-	-

AGRICULTURE
AIR BREATHING
AIR DUCT
AIR AND MULTI-PURPOSE
CHEMICAL
FOOD AND BEVERAGE
ENGINE AND MARINE
MATERIAL HANDLING
MINING
OILFIELD
PETROLEUM
PRESSURE WASH AND WASHDOWN
STEAM
WATER
CLAMPS
COUPLINGS AND FERRULES
HOSE FINDER
CHEMICAL RESISTANCE TABLE

CHEMICAL RESISTANCE TABLE



		Gates Hose / Polymers													Couplings / Adapters								
		Chem Master™ XTreme™ FEP	Chem Master™ Plus XLPE	Chem Master™ Plus UHMWPE	Food & Beverage Master																		
		T	K	L	S	P	C	D	D	A	H	V	M	J	Z	G	Iron/Carbon Steel	Stainless Steel 304	Stainless Steel 316	Aluminum	Brass	Polypropylene	
		FEP	Gator™	UHMWPE	Sanitor™	EPDM	NBR	SBR	NR	Chloroprene	Butyl	Fluorocarbon	Hypalon™	CPE	Nylon	PVC	Iron/Carbon Steel	Stainless Steel 304	Stainless Steel 316	Aluminum	Brass	Polypropylene	
AGRICULTURE	Contact Denver Product Application for recommendations for chemicals not listed. Phone: (303) 744-5070 email: fppasupport@gates.com																						
AIR BREATHING	1 = Preferred - Constant Contact 2 = Acceptable - Intermittent Contact X = Not Recommended - = No Data																						
AIR DUCT																							
AIR AND MULTI-PURPOSE	NOTE: Ratings are for the effect on the polymer only!																						
CHEMICAL	Chemical	Form (at room temperature unless otherwise stated)																					
FOOD AND BEVERAGE	Ammonium Hydroxide (16%, 20%, 26%, & 30%)	Colorless Liquid	1	1	1	1	-	-	-	-	-	2	-	-	-	-	2	1	1	-	X	1	
FOOD AND BEVERAGE	Ammonium Hydroxide (up to 30% NH3)	Colorless Liquid	1	1	1	1	1	2	X	2	2	2	2	1	1	X	X	2	1	1	-	X	1
	Ammonium Metaphosphate	White Powder	1	1	-	-	1	2	2	2	2	1	-	2	-	-	2	1	1	1	X	-	1
	Ammonium Nitrate	Colorless Crystals	1	1	-	-	-	-	-	1	-	-	-	-	-	-	-	1	1	1	2	X	1
ENGINE AND MARINE	Ammonium Nitrate Fertilizer (20.5% N, or 33.5% N)	Aggregate	1	-	-	-	-	-	-	1	-	-	-	-	-	-	1	1	1	2	X	1	
	Ammonium Nitrate Prills and Oil	Aggregate	1	-	-	-	1	-	1	-	-	-	-	-	-	-	1	1	1	2	X	1	
MATERIAL HANDLING	Ammonium Nitrate Solution (up to 83%)	Liquid	1	1	1	1	1	1	-	1	1	-	1	1	1	-	1	1	1	2	X	1	
	Ammonium Nitrite	Colorless Crystal	1	1	-	-	-	X	X	X	2	-	-	-	1	-	-	-	1	1	-	-	1
	Ammonium Persulfate	Solution in Water	1	1	-	-	-	X	-	-	X	-	X	-	-	-	-	1	1	-	X	X	
MINING	Ammonium Phosphate	White Crystals or Powder	1	-	-	-	-	-	1	-	-	-	-	-	-	-	X	2	1	X	-	1	
	Ammonium Phosphate Solution	Liquid	1	1	1	1	1	1	1	1	1	1	1	1	-	1	X	2	1	X	-	1	
	Ammonium Polysulfide Solution	Yellow Solution	1	1	1	-	-	-	-	-	-	-	-	-	-	-	-	-	-	-	-	-	-
OILFIELD	Ammonium Sulfate	Gray to White Crystals	1	1	-	-	-	-	1	-	-	-	-	1	-	-	1	1	1	X	X	1	
	Ammonium Sulfide	Yellow Crystals	1	1	-	-	-	-	1	-	-	-	-	-	-	-	1	1	1	X	X	1	
	Ammonium Sulfide Solution (40-44% or less)	Liquid	1	1	-	-	1	2	1	1	-	1	1	1	-	1	1	1	1	X	X	1	
PETROLEUM	Ammonium Thiocyanate (50-60% less)	In Water	1	1	1	1	1	1	1	1	-	1	1	1	-	-	1	1	1	-	-	1	
	Amyl Acetate (Banana or Pearl Oil)	Colorless Liquid	1	1	1	-	2	X	X	X	X	2	X	X	X	1	X	X	1	1	X	1	X
	Amyl Alcohol	Colorless Liquid	1	2	2	2	2	2	2	2	2	2	1	2	1	1	2	1	1	1	1	1	-
PRESSURE WASH AND WASHDOWN	Amyl Chloride (Chloropentane)	Colorless Liquid	1	-	-	-	-	-	-	-	-	-	-	-	-	-	X	-	1	1	-	-	X
	Amyl Chlorides (mixed)	Straw to Purple Liquid	1	2	2	X	X	X	X	X	X	1	X	X	1	X	-	1	1	-	-	-	X
	Amyl Chloronaphthalene	-	1	1	2	X	X	X	X	X	X	1	X	X	1	-	-	1	1	-	-	-	-
	Amyl Naphthalene	-	1	1	-	-	X	X	X	X	X	1	X	X	-	-	-	1	1	-	-	-	-
STEAM	Amyl Phenol	Clear Straw Colored Liquid	1	2	-	-	-	-	-	-	-	-	-	-	-	-	-	1	1	-	-	-	
	Amylamine	Colorless Liquid	1	X	-	-	X	2	-	X	X	X	X	2	-	-	-	-	-	-	-	-	-
	Amylbenzene (sec amylbenzene)	Clear Liquid	1	2	2	X	X	2	X	X	2	X	1	-	-	-	-	-	-	-	-	-	-
WATER	Anethole (anise camphor)	White Crystals/Liquid 73°F(23°C)	1	2	-	-	-	X	X	X	X	1	X	X	X	-	2	1	1	2	X	1	
	Anhydrous Ammonia (R 717)	Gas or Liquid	NO HOSE AVAILABLE													-	-	-	-	-	-	-	
	Aniline	Colorless Oily Liquid	1	2	X	1	2	X	X	X	X	2	1	X	2	X	-	2	1	1	2	X	1
CLAMPS	Aniline Dyes	-	1	1	-	1	2	X	X	X	X	2	X	2	-	-	X	1	1	-	-	2	
	Aniline Hydrochloride	White Crystals	1	1	-	-	2	2	2	2	X	2	-	-	-	-	-	X	X	-	X	2	
	Aniline Oil (Aniline)	Colorless Oily Liquid	1	2	X	1	2	X	X	X	X	2	1	X	2	X	-	2	1	1	2	X	1
COUPLINGS AND FERRULES	Animal Fat (Lard)	White Solid/Liquid > 108°F(42°C)	1	2	2	X	X	1	X	X	2	X	1	X	2	1	-	1	1	1	1	X	-
	Animal Gelatin	-	1	-	1	-	-	1	-	-	1	-	-	-	-	-	1	-	1	-	-	-	-
	Animal Grease, Inedible, Liquid	Liquid	1	-	-	-	X	1	-	X	2	X	1	2	2	-	-	-	-	-	-	-	-
HOSE FINDER	Animal Oils	Solid to Liquid	1	-	-	2	-	1	-	-	2	-	-	-	1	1	1	1	1	1	-	-	-
	Ant Oil (Furfural)	Colorless to Reddish Brown Liquid	1	1	-	2	X	X	X	X	2	X	2	2	1	-	X	2	1	1	1	1	2
	Antifreeze (Glycol Base)	Liquid	1	1	2	1	1	1	1	1	1	1	1	1	1	1	1	1	1	1	1	1	1
	Antimony Chloride (50%)	White Powder	1	1	1	-	-	-	-	-	-	2	1	-	-	1	1	X	X	X	-	-	1
	Antimony Pentachloride	Reddish-Yellow Liquid	1	1	1	-	-	-	-	-	-	-	1	-	-	-	-	-	-	-	-	-	-
CHEMICAL RESISTANCE TABLE	Antimony Salts	White Crystal	1	1	-	-	1	2	-	-	-	1	1	-	-	1	-	-	-	-	-	-	-
	Aqua Ammonia (Ammonium Hydroxide)	Colorless Liquid	1	1	1	1	1	2	2	2	2	2	2	1	1	X	X	2	1	1	-	X	1
	Aqua Regia (Nitrohydrochloric Acid)	Fuming Yellow Liquid	1	2	X	X	X	X	X	X	X	X	1	X	2	X	X	-	X	X	-	-	X



CHEMICAL RESISTANCE TABLE

Contact Denver Product Application for recommendations for chemicals not listed.
 Phone: (303) 744-5070
 email: fppasupport@gates.com

1 = Preferred - Constant Contact
 2 = Acceptable - Intermittent Contact
 X = Not Recommended
 - = No Data

NOTE: Ratings are for the effect on the polymer only!

Chemical	Form (at room temperature unless otherwise stated)	Gates Hose / Polymers														Couplings / Adapters						
		Chem Master [®] -XTreme [®] -FEP		Chem Master [™] -Plus XLPE		Chem Master [™] -Plus UHMWPE		Food & Beverage Master														
		T	K	L	S	P	C	D	D	A	H	V	M	J	Z	G	Iron/Carbon Steel	Stainless Steel 304	Stainless Steel 316	Aluminum	Brass	Polypropylene
Argon, Compressed	Colorless Gas	1	1	1	1	1	1	1	1	1	1	1	1	1	1	-	-	-	-	-	-	
Aromatic Hydrocarbons	Typically Colorless Liquids	1	2	2	X	X	2	X	X	X	X	1	X	X	1	X	1	1	1	2	2	-
Arsenic Acid	In Water	1	1	1	2	2	-	X	X	-	2	1	-	1	-	2	-	1	2	-	2	
Arsenic Trioxide	In Acid	1	1	1	2	X	2	X	X	2	X	1	X	-	1	-	-	-	-	-	-	
Askarel (Transformer Oil)	Varies	1	2	2	X	X	X	X	X	X	X	1	X	1	1	X	1	1	1	-	1	2
Asphalt	Varies	1	2	X	X	X	2	X	X	-	X	1	-	-	X	X	1	1	1	-	1	-
Asphalt (Blown)	Black Solid	-	-	X	-	-	-	-	1	-	-	-	-	-	-	-	-	-	-	-	-	
Asphalt (Cut Back)	Black Liquid	1	X	X	X	X	2	X	X	2	X	1	X	X	2	X	1	1	1	-	1	-
Asphalt Emulsion	Black Liquid	-	-	X	-	-	-	-	-	-	-	-	-	-	-	-	-	-	-	-	-	
Asphalt Paint	Black Liquid	1	2	X	X	X	2	X	X	-	X	1	X	-	2	X	-	-	-	-	-	-
Asphaltene	In Carbon Disulfide	1	2	X	X	X	2	X	X	2	X	1	X	X	1	-	-	-	-	-	-	-
ASTM Oil No. 1	Brown Liquid	1	1	1	2	X	1	X	X	1	X	1	2	1	1	2	1	1	1	1	1	2
ASTM Oil No. 2	Brown Liquid	1	1	1	X	X	1	X	X	2	X	1	2	1	1	X	1	1	1	1	1	X
ASTM Oil No. 3	Brown Liquid	1	1	1	X	X	1	X	X	X	X	1	X	1	1	X	1	1	1	1	1	X
ASTM Reference Fuel A	Liquid	1	1	1	2	X	1	X	X	1	X	1	1	1	1	2	1	1	1	1	1	X
ASTM Reference Fuel B	Liquid	1	2	1	X	X	1	X	X	2	X	1	X	2	1	X	1	1	1	1	1	X
ASTM Reference Fuel C	Liquid	1	2	2	X	X	2	X	X	X	X	1	X	2	1	X	1	1	1	-	1	X
ATF (Automatic Transmission Oil)	Liquid	1	1	2	X	X	1	-	-	-	X	1	-	1	-	-	-	-	-	-	-	-
B																						
Baltic Types 100, 150, 200, 300, 500	Liquid	1	1	-	-	X	1	-	-	-	X	-	-	-	2	-	-	-	-	-	2	
Banvel (Ag Spray, Concentrated)	Liquid	1	1	-	-	-	-	-	-	-	-	-	-	1	-	-	-	1	-	-	-	
Bardol B	Dark Colored Liquid	1	1	-	-	X	X	X	X	X	X	2	X	-	-	1	1	1	-	-	-	
Barite (Natural Barium Sulfate)	White to Yellowish Powder	-	-	-	-	-	-	1	-	-	-	-	-	-	-	1	1	1	-	2	1	
Barium Carbonate	White Powder	1	1	-	-	X	1	X	1	1	X	1	X	1	-	1	2	1	1	-	1	1
Barium Chloride	Colorless Crystals	1	1	1	1	1	1	1	1	1	1	1	1	X	1	X	1	1	-	2	1	
Barium Hydroxide	White Powder	1	1	1	-	1	1	X	1	1	1	-	1	1	-	X	2	1	1	-	1	
Barium Sulfate	White to Yellowish Powder	-	-	-	-	-	-	1	-	-	-	-	X	-	-	1	1	1	-	2	1	
Barium Sulfide	Yellowish Green to Gray Powder	1	1	1	-	-	-	1	-	-	1	-	1	-	-	X	1	1	-	X	1	
Basic Copper Arsenate	Blue to Green Powder	1	1	-	-	-	2	1	-	-	1	2	-	-	1	1	1	1	-	-	-	
BBP (Butyl Benzyl Phthalate)	Clear Oily Liquid	1	-	-	-	X	-	X	-	1	X	X	-	-	-	-	-	-	-	-	-	
Beer	Yellow Liquid	-	-	1	-	-	-	-	-	-	-	-	-	-	-	-	-	-	-	-	-	
Beet Sugar Liquors	Colorless Solution	1	1	1	1	1	1	1	1	1	1	1	1	1	1	X	X	X	X	-	X	
Bellows 80-20 Hydraulic Oil	Liquid	1	1	-	X	1	-	-	-	X	-	-	-	2	-	-	-	-	-	-	X	
Benzaldehyde (Benzoic Aldehyde)	Colorless to Yellow	1	1	1	2	2	X	X	X	X	2	X	X	X	2	X	1	-	-	1	-	1
Benzene (Benzol)	Colorless to Yellow Liquid	1	2	2	X	X	X	X	X	X	X	1	X	X	1	X	1	1	1	1	1	X
Benzenesulfonic Acid	Liquid above 151°F (66°C)	1	1	1	-	-	X	X	X	2	1	2	-	-	X	X	-	2	X	-	1	
Benzidine	Paste	1	2	-	-	X	2	X	1	X	X	-	-	-	X	1	1	1	1	1	X	
Benzoic Acid	White Crystals	1	1	1	1	2	X	X	X	X	2	1	2	1	-	X	-	-	-	-	-	
Benzoic Aldehyde (Benzaldehyde)	Colorless to Yellow Liquid	1	1	1	2	2	X	X	X	X	2	X	X	2	2	X	1	-	-	1	-	1
Benzol (Benzene)	Colorless to Yellow Liquid	1	2	X	X	X	X	X	X	X	X	1	X	X	1	X	1	1	1	1	1	X
Benzophenone	White Powder	1	1	-	-	-	-	1	-	-	1	-	-	-	-	-	-	-	-	-	-	-
Benzotrichloride	Colorless to Yellow Liquid	1	-	-	X	X	X	X	X	X	1	-	X	2	X	-	-	-	-	-	-	-
Benzyl Acetate	Water White Liquid	1	2	2	-	-	-	-	-	-	-	-	-	-	-	-	-	-	-	-	-	-

AGRICULTURE
AIR BREATHING
AIR DUCT
AIR AND MULTI-PURPOSE
CHEMICAL
FOOD AND BEVERAGE
ENGINE AND MARINE
MATERIAL HANDLING
MINING
OILFIELD
PETROLEUM
PRESSURE WASH AND WASHDOWN
STEAM
WATER
CLAMPS
COUPLINGS AND FERRULES
HOSE FINDER
CHEMICAL RESISTANCE TABLE

CHEMICAL RESISTANCE TABLE



Contact Denver Product Application for recommendations for chemicals not listed.
 Phone: (303) 744-5070
 email: fppasupport@gates.com

1 = Preferred - Constant Contact
 2 = Acceptable - Intermittent Contact
 X = Not Recommended
 - = No Data

NOTE: Ratings are for the effect on the polymer only!

AGRICULTURE			Gates Hose / Polymers														Couplings / Adapters							
			T	K	L	S	P	C	D	D	A	H	V	M	J	Z	G	Iron/Carbon Steel	Stainless Steel 304	Stainless Steel 316	Aluminum	Brass	Polypropylene	
AIR BREATHING			Chem Master™ XTreme™ FEP	Chem Master™ Plus XLPE	Chem Master™ Plus UHMWPE	Food & Beverage Master																		
AIR DUCT			FEP	Gator™	UHMWPE	Sanitron™	EPDM	NBR	SBR	NR	Chloroprene	Butyl	Fluorocarbon	Hypalon	CPE	Nylon	PVC	Iron/Carbon Steel	Stainless Steel 304	Stainless Steel 316	Aluminum	Brass	Polypropylene	
AIR AND MULTI-PURPOSE	Chemical	Form (at room temperature unless otherwise stated)																						
CHEMICAL	Benzyl Alcohol	Water White Liquid	1	1	1	1	2	X	X	X	X	1	1	X	1	X	1	-	-	1	1	-	-	
	Benzyl Alcohol, Photo Inhibited	Water White Liquid	1	-	-	-	-	-	-	-	-	-	-	-	-	-	-	1	1	1	-	-	1	
FOOD AND BEVERAGE	Benzyl Benzoate	Water White Liquid	1	1	-	-	2	-	-	-	-	2	1	-	-	-	-	1	1	1	-	-	-	
	Benzyl Chloride	Colorless Liquid	1	2	2	X	X	X	X	X	X	X	1	-	X	2	X	1	-	-	-	-	-	
	Bicarbonate of Soda	White Powder	-	-	-	-	-	-	1	-	-	-	-	-	-	-	-	-	-	-	-	-	-	
ENGINE AND MARINE	Bio-Diesel (B100)	Liquid below 125°F (52°C)	1	2	2	-	-	2	-	-	-	-	1	2	2	2	X	2	2	1	1	2	1	
	Bio-Diesel (B100)	Liquid 125°F (52°C) and Above	1	X	X	X	X	X	X	X	X	X	1	X	X	2	X	2	2	1	1	2	1	
MATERIAL HANDLING	Bismuth Carbonate	White Powder	1	-	-	-	-	-	1	X	-	-	-	-	-	-	-	1	1	1	-	-	1	
	Bisphenol A	White Flakes	-	-	-	-	-	-	1	-	-	-	-	-	-	-	-	-	-	-	-	-	-	
	Bitumastic	Liquid	1	-	X	-	X	2	X	X	2	X	2	X	2	-	-	1	1	1	-	1	-	
	Black Liquor (RXN Product Pulpwood+NaOH)	Black Alkaline Liquid	1	1	1	1	2	2	X	X	2	2	1	2	2	-	1	1	1	-	-	-	1	
MINING	Black Sulfate Liquor (See "Black Liquor")	Black Alkaline Liquid	1	1	1	1	2	2	X	X	2	2	1	2	X	-	1	1	1	-	-	1		
	Blast Furnace Gas (Cooled)	Gas	1	1	-	-	-	X	X	X	X	X	1	X	2	-	X	1	1	1	-	1	-	
OILFIELD	Bleach (Chlorinated Lime)	White Powder (35-37% Cl)	-	-	-	-	-	-	1	-	-	-	-	-	-	-	-	-	-	-	-	-	-	
	Bleach Liquor (Calcium Hypochlorite/H2O)	Clear Solution	1	1	1	1	2	-	-	-	-	-	1	-	1	-	-	-	-	-	-	-	-	
	Borax (Sodium Borate)	White Crystals	1	1	-	-	1	1	1	1	1	1	1	1	1	1	1	2	1	1	-	2	1	
PETROLEUM	Bordeaux Mixture (Slaked Lime & Copper Sulfate)	In Water	1	1	1	1	1	1	2	2	2	1	1	-	-	-	1	-	1	1	-	-	-	
	Boric Acid	White Powder or Colorless Scale	1	1	1	1	1	1	1	1	1	1	1	1	1	X	1	X	2	1	1	X	1	
PRESSURE WASH AND WASHDOWN	Boric Oxide	Colorless Powder	1	-	-	-	-	-	1	-	-	-	-	-	-	-	1	-	-	-	-	-	-	
	Brake Fluid (Petroleum Base)	Liquid	1	1	-	X	X	1	X	X	2	X	1	X	1	1	2	1	1	1	-	1	X	
	Brake Fluid (Synthetic) DDT2, DDT3, DDT4	Liquid	1	1	-	1	1	X	X	X	X	1	X	X	1	-	2	1	1	1	-	1	-	
STEAM	Brine (Salt)	Liquid	1	1	1	1	1	1	1	1	1	1	1	1	1	1	2	1	1	-	2	1		
	Bromine	Dark Reddish Brown Liquid	1	-	-	X	X	X	-	-	X	-	1	-	-	X	X	1	1	1	1	1	-	
WATER	Bromobenzene	Colorless Liquid	1	-	-	X	X	-	X	X	-	X	1	-	-	-	X	-	-	-	-	-	-	
	Bromochloroethane	Colorless Liquid	-	-	X	X	X	-	X	X	-	X	X	-	X	X	-	-	-	-	-	-	-	
	Bromochloromethane (Chlorobromomethane)	Clear Liquid	1	2	X	X	X	X	X	X	X	X	X	X	X	X	1	1	1	-	1	X	-	
CLAMPS	Bromotoluene	Clear Liquid	1	-	-	X	X	-	X	X	-	X	1	-	X	-	X	-	-	-	-	-	-	
	Bubble Bath Compounds	Liquid	1	-	1	-	-	-	-	-	-	-	-	-	-	-	-	-	-	-	-	-	-	
COUPLINGS AND FERRULES	Bunker Oil	Liquid	1	2	2	X	X	1	X	X	2	X	1	X	-	1	X	1	1	1	1	1	-	
	Butadiene (1,3)	Gas	1	1	-	X	X	2	X	X	X	X	1	X	-	1	X	-	1	1	-	1	1	
	Butanal (Butyraldehyde)	Water White Liquid	1	2	-	-	X	X	X	X	X	X	X	X	2	-	-	-	-	-	-	1	-	
HOSE FINDER	Butandiol (Butylene Glycol)	Colorless Oily Liquid	1	1	2	-	-	-	-	-	-	1	-	-	X	-	-	-	-	-	-	-	-	
	Butane (Gas)	Colorless Gas	USE LPG HOSE ONLY														-	-	-	-	-	-	-	
	Butane (Liquid)	Liquid	USE LPG HOSE ONLY														-	-	-	-	-	-	-	
	Butanol (Butyl Alcohol)	Colorless Liquid	1	1	1	1	1	1	1	1	2	1	1	2	1	1	1	1	1	1	1	1	1	1
	Butter	Yellow/White Semi-Solid/Liquid	-	-	-	2	-	-	-	-	-	-	-	-	-	2	-	-	-	-	-	-	-	-
CHEMICAL RESISTANCE TABLE	Butter Oil (Use FDA Hose)	Yellow to white Liquid	1	-	-	2	-	-	X	X	2	-	-	-	-	-	-	1	1	1	1	1	-	
	Butyric Acid	Colorless Liquid	1	1	1	1	2	-	2	2	X	2	1	X	1	X	-	-	-	-	-	-	-	
	Butyl Carbitol (Diethylene Glycol Butyl Ether)	Colorless Liquid	1	1	-	2	2	2	X	X	2	2	1	-	1	-	-	1	1	1	1	1	-	



CHEMICAL RESISTANCE TABLE

Contact Denver Product Application for recommendations for chemicals not listed.
 Phone: (303) 744-5070
 email: fppasupport@gates.com

1 = Preferred - Constant Contact
 2 = Acceptable - Intermittent Contact
 X = Not Recommended
 - = No Data

NOTE: Ratings are for the effect on the polymer only!

Chemical	Form (at room temperature unless otherwise stated)	Gates Hose / Polymers													Couplings / Adapters							
		T FEP	K Gator™	L UHMWPE	S Sanitor™	P EPDM	C NBR	D SBR	D NR	A Chloroprene	H Butyl	V Fluorocarbon	M Hypalon	J CPE	Z Nylon	G PVC	Iron/Carbon Steel	Stainless Steel 304	Stainless Steel 316	Aluminum	Brass	Polypropylene
Butyl Cellosolve (EG Monobutyl Ether)	Colorless Liquid	1	1	-	1	1	-	-	-	-	-	-	-	1	-	1	-	-	-	-	-	-
Butyl "Dixitol" for EG Monobutyl Ether	Colorless Liquid	1	1	-	1	1	-	-	-	-	-	-	1	-	1	-	-	-	-	-	-	-
Butyl Acetate	Colorless Liquid	1	2	2	1	X	X	X	X	2	X	X	2	1	1	2	1	1	1	1	1	X
Butyl Acrylate	Colorless Liquid	1	-	-	-	-	-	-	-	-	X	-	-	-	-	-	-	-	-	-	-	-
Butyl Alcohol (Butanol)	Colorless Liquid	1	1	1	1	1	1	1	2	1	1	2	1	1	1	1	1	1	1	1	1	1
Butyl Aldehyde	Water White Liquid	1	-	-	-	2	X	-	-	X	X	2	-	-	-	-	-	-	-	-	-	-
Butyl Benzyl Phthalate (BBP)	Clear Oily Liquid	1	-	-	-	-	X	-	X	-	1	X	X	-	-	-	-	-	-	-	-	-
Butyl Chloride	Colorless Liquid	1	-	-	-	-	-	-	-	-	1	-	X	-	-	-	-	-	-	-	-	-
Butyl Ether	Colorless Liquid	1	1	-	-	-	2	X	X	2	2	X	-	1	-	-	1	1	1	1	1	-
Butyl Ethyl Ether (Ethyl-n-Butyl Ether)	Liquid	1	-	-	-	-	2	-	X	-	X	-	2	-	-	-	-	-	-	-	-	-
Butyl Formate	Colorless Liquid	1	-	-	-	-	X	-	X	X	-	-	-	-	-	-	-	-	-	-	-	-
Butyl Mercaptan (2-Methyl-2-Butanethiol)	Liquid	1	1	-	X	X	-	X	X	-	X	1	-	-	-	X	-	1	1	-	-	-
Butyl Methacrylate	Colorless Liquid	1	-	-	2	-	-	-	-	-	-	-	-	-	-	-	-	-	-	-	-	-
Butyl Stearate	Colorless Liquid	1	1	-	-	X	2	X	X	X	X	1	-	2	-	1	1	1	1	1	1	-
Butylamine	Colorless Liquid	1	1	-	-	-	X	X	X	X	X	X	2	-	-	1	1	1	1	1	1	X
Butylene Glycol (Butandiol)	Colorless Oily Liquid	1	1	2	-	-	-	-	-	-	1	-	X	-	-	-	-	-	-	-	-	-
Butyraldehyde (Butanal)	Water White Liquid	1	2	-	-	X	X	X	X	X	X	X	2	-	-	-	-	-	-	-	-	1
Butyric Acid	Colorless Liquid	1	1	1	1	1	-	-	-	-	1	1	X	1	1	1	X	1	1	1	2	-
Butyric Anhydride	Water White Liquid	1	-	-	-	-	-	-	-	-	-	-	-	-	-	-	-	-	-	-	-	-
C																						
Cadmium Acetate (Soluble in H2O & Alcohols)	In Water or Alcohol	1	-	-	-	-	X	-	X	-	1	X	-	-	-	-	-	-	-	-	-	-
Cake Alum (Aluminum Sulfate)	White Crystals	1	1	-	1	1	1	-	1	1	-	-	-	-	-	X	X	2	X	X	1	-
Cake Alum Solution (Al Sulphate up to 50%)	In Water	1	1	1	1	1	1	-	-	-	1	1	-	1	1	1	-	-	-	-	-	-
Calcine Liquor (Radioactive Waste)	In Water Solution	1	1	-	-	1	1	-	-	-	1	1	-	-	-	-	1	1	1	2	-	-
Calcium Acetate	Powder	1	1	-	-	1	X	2	2	X	1	X	X	1	-	-	1	1	1	1	1	-
Calcium Aluminate (Soluble in Acids)	In Acid	1	-	-	-	-	1	-	1	1	1	1	1	-	-	-	-	-	-	-	-	-
Calcium Aluminate (Tricalcium Aluminate)	Crystals or Powder	1	-	-	-	-	-	-	1	-	-	-	-	-	-	-	-	-	-	-	-	-
Calcium Arsenate	In Dilute Acid	1	1	-	-	-	-	-	-	-	-	1	-	-	-	1	-	-	-	-	-	-
Calcium Bisulfide (Calcium Hydrosulfide)	In Alcohol or Water	1	1	-	-	-	1	2	2	1	1	1	1	1	-	2	-	2	1	-	X	1
Calcium Bisulfite (Calcium Hydrogen Sulfite)	Yellow Liquid	1	1	-	-	-	1	2	2	1	1	1	1	1	-	1	-	1	1	-	-	1
Calcium Bromide Solution	In Water or Alcohol	1	1	1	1	-	-	-	-	-	-	1	-	-	-	-	-	-	-	-	-	-
Calcium Carbonate	Solid White Powder	1	1	-	-	1	1	1	1	1	1	1	1	1	1	1	1	1	1	1	1	1
Calcium Carbonate Slurry	Solid in H2O	1	-	-	-	1	1	1	1	1	1	1	-	-	-	-	-	-	-	-	-	-
Calcium Chlorate	In Water or Alcohol	1	1	-	-	2	1	2	2	1	2	-	1	-	-	1	-	2	1	-	-	1
Calcium Chloride, Dry	White Solid	-	-	-	-	-	-	-	1	-	-	-	-	-	-	X	2	1	-	2	1	-
Calcium Chloride, Liquid (Not For Food)	In Water or Alcohol	1	1	-	1	1	1	1	1	1	1	1	1	X	1	-	-	-	-	-	-	-
Calcium Chloride, Liquid, Food-grade 33%	In Water	1	-	-	-	1	1	1	1	1	1	1	1	1	1	1	-	-	-	-	-	-
Calcium Hydrogen Sulfite (Calcium Bisulfite)	Yellow Liquid	1	1	-	-	-	1	2	2	1	1	1	1	1	-	1	-	1	1	-	-	1
Calcium Hydrosulfide (Calcium Bisulfide)	In Alcohol or Water	1	1	-	-	-	1	2	2	1	1	1	1	1	-	2	-	2	1	-	X	1
Calcium Hydroxide (Hydrated or Slaked Lime)	Solid White Powder	1	1	-	1	-	2	1	1	1	1	X	1	1	-	X	X	X	1	-	2	1
Calcium Hydroxide Solutions	In Glycerol or Acids	1	1	X	-	-	2	-	-	-	-	-	-	X	-	2	1	1	X	X	-	-
Calcium Hypochlorite	Solid White Crystals	1	2	X	-	-	-	X	X	X	2	-	2	1	X	2	-	-	-	-	-	-

AGRICULTURE
AIR BREATHING
AIR DUCT
AIR AND MULTI-PURPOSE
CHEMICAL
FOOD AND BEVERAGE
ENGINE AND MARINE
MATERIAL HANDLING
MINING
OILFIELD
PETROLEUM
PRESSURE WASH AND WASHDOWN
STEAM
WATER
CLAMPS
COUPLINGS AND FERRULES
HOSE FINDER
CHEMICAL RESISTANCE TABLE

CHEMICAL RESISTANCE TABLE



		Gates Hose / Polymers															Couplings / Adapters						
		Chem Master [®] -XTreme [™] -FEP	Chem Master [™] -Plus XLPE	Chem Master [™] -Plus UHMWPE	Food & Beverage Master																		
		T	K	L	S	P	C	D	D	A	H	V	M	J	Z	G	Iron/Carbon Steel	Stainless Steel 304	Stainless Steel 316	Aluminum	Brass	Polypropylene	
		FEP	Gator [™]	UHMWPE	Sanitron [™]	EPDM	NBR	SBR	NR	Chloroprene	Butyl	Fluorocarbon	Hypalon [™]	CPE	Nylon	PVC							
AGRICULTURE	Contact Denver Product Application for recommendations for chemicals not listed. Phone: (303) 744-5070 email: fppasupport@gates.com																						
AIR BREATHING	1 = Preferred - Constant Contact 2 = Acceptable - Intermittent Contact X = Not Recommended - = No Data																						
AIR DUCT																							
AIR AND MULTI-PURPOSE	NOTE: Ratings are for the effect on the polymer only!																						
CHEMICAL	Chemical	Form (at room temperature unless otherwise stated)																					
FOOD AND BEVERAGE	Calcium Hypochlorite Solutions	In Water or Alcohol	1	1	X	-	-	-	2	2	1	-	X	X	2	1	-	1	1	1	1	1	1
	Calcium Metasilicate (Calcium Silicate)	White Powder	1	1	-	-	-	2	2	1	-	2	1	2	1	-	1	1	1	1	1	1	-
	Calcium Nitrate Solutions	In Water, Alcohol, or Acetone	1	1	-	-	1	1	1	1	1	1	1	1	-	1	1	1	1	1	1	1	1
	Calcium Oxide (Lime; quick, unslaked)	White to Gray Lumps	-	-	-	-	-	-	1	-	-	-	-	-	-	-	-	-	2	-	-	-	
	Calcium Silicate (Calcium Metasilicate)	White Powder	1	1	-	-	-	2	2	1	-	2	1	2	1	-	1	1	1	1	1	1	-
	Calcium Stearate	White Powder	-	-	-	-	-	-	1	-	-	-	-	-	-	-	-	-	-	-	-	-	
	Calcium Sulfate	White Powder or Crystals	1	1	-	-	1	1	-	1	1	1	1	1	-	-	1	1	1	-	1	1	
	Calcium Sulfide	Yellow to Gray Powder	1	1	-	-	-	1	2	1	2	1	2	1	1	-	2	1	1	1	2	-	
	Calcium Sulfite (Soluble in Sulfurous Acid)	In Acid	1	1	1	1	1	-	-	-	-	X	1	-	1	-	-	-	-	-	-	-	
	Caliche Liquors (Sodium Nitrate)	In Water	1	1	-	-	-	1	2	2	-	1	-	1	-	-	-	1	1	-	-	-	
	Camphene (Liquid above 115°F/46°C)	Liquid above 115°F (46°C)	1	-	-	X	X	-	-	-	-	-	1	X	-	-	-	-	-	-	-	-	
	Cane Sugar Liquors	In Water	1	1	-	1	2	1	2	2	1	2	-	1	1	-	1	1	1	1	2	1	
	Caproic Acid	Colorless or Yellow Liquid	1	1	1	1	2	-	-	-	-	-	1	-	-	-	-	-	-	-	-	-	
	Caprolactam	White Flakes	-	-	-	-	-	-	1	-	-	-	-	-	-	-	-	-	-	-	-	-	
	Caprolactam, Molten (Above 156°F/69°C)	Liquid	-	-	-	-	-	-	-	-	-	-	-	-	X	-	-	-	-	-	-	-	
	Caprylic Acid (Octanoic Acid)	Colorless, Oily Liquid	1	-	-	-	-	-	-	-	-	-	-	1	-	-	-	-	-	-	-	-	
	Carbamates	Crystals	1	1	-	-	X	X	X	X	X	2	X	-	-	-	-	-	-	-	-	-	
	Carbolic Acid	Liquid above 109°F (43°C)	1	2	2	2	2	X	X	X	X	2	1	X	1	X	X	X	1	1	2	X	
	Carbolic Acid (Phenol)	White or Pink Crystals	1	2	-	2	2	X	X	X	X	2	1	X	1	X	X	X	1	1	2	X	
	Carbolic Acid (Phenol, 82-95% in Cresols)	Liquid	1	2	-	-	2	X	X	X	X	2	2	X	1	X	X	X	1	1	2	X	
	Carbon Dioxide (Dry)	Gas	1	1	-	-	1	1	1	1	1	1	1	1	-	1	1	1	1	1	1	1	
	Carbon Dioxide (Wet)	Gas with Water Vapor	1	1	1	-	2	1	2	2	1	2	1	1	-	-	1	1	1	1	1	1	
	Carbon Disulfide	Clear to Faint Yellow Liquid	1	2	1	-	X	2	X	X	X	1	X	2	1	X	2	1	1	2	2	X	
	Carbon Monoxide	Gas	1	2	1	-	1	2	X	X	2	X	1	1	-	-	1	1	1	1	1	1	
	Carbon Tetrachloride (Pyrene)	Colorless Liquid	1	2	X	X	X	X	X	X	X	1	X	X	X	X	X	2	2	X	2	X	
	Carbonic Acid	Liquid	1	1	1	1	1	1	1	1	1	1	1	1	-	X	X	1	1	2	X	1	
	Carbonyl Chloride (Phosgene)	Gas/Liquid	1	X	X	X	X	X	X	X	X	1	1	X	-	2	-	-	-	-	-	-	
	Casein (White amorphous solid)	In Concentrated Acid	1	-	-	-	-	-	-	-	-	-	1	-	-	-	1	-	-	-	-	-	
	Castor Oil	Pale Yellow or Colorless Liquid	1	1	-	-	-	1	X	X	1	2	1	1	1	-	1	1	1	1	1	1	
	Caustic Potash, Dry (Potassium Hydroxide)	White Pellets or Flakes	1	1	-	-	2	X	2	1	2	1	1	1	X	X	-	-	-	-	-	-	
	Caustic Potash, Liquid (up to 45%)	Solution in Water	1	1	1	1	2	2	2	2	-	1	2	-	1	1	1	-	-	-	-	-	
	Caustic Soda, Dry (Sodium Hydroxide)	White Beads or Pellets	-	-	-	-	-	-	-	1	-	-	-	-	-	-	-	-	-	-	-	-	
	Caustic Soda, Liquid (up to 73%)	Solution in Water	1	2	-	1	2	X	1	1	2	2	X	1	1	2	X	-	-	-	-	-	
	Cellosolve Acetate (Eg Ethyl Ether Acetate)	Colorless Liquid	1	1	-	-	2	X	-	-	-	-	X	-	1	-	1	1	1	-	-	1	
	Cellosolve Butyl (Eg Butyl Ether)	Colorless Liquid	1	1	-	-	2	X	-	-	-	-	X	-	1	-	1	1	1	-	-	1	
	Cellulose	Solid, Many Forms	1	1	1	1	1	1	1	1	1	1	1	1	-	-	-	-	-	-	-	-	
	Cement, Portland	Gray Powder	1	-	1	-	-	-	1	-	-	-	-	-	-	-	-	-	-	-	-	-	
	China-Wood Oil (Tung Oil)	Yellow Oil	1	2	-	X	X	2	X	X	X	X	1	2	-	-	2	1	1	1	1	-	



CHEMICAL RESISTANCE TABLE

Contact Denver Product Application for recommendations for chemicals not listed.
 Phone: (303) 744-5070
 email: fppasupport@gates.com

- 1 = Preferred - Constant Contact
- 2 = Acceptable - Intermittent Contact
- X = Not Recommended
- = No Data

NOTE: Ratings are for the effect on the polymer only!

Chemical	Form (at room temperature unless otherwise stated)	Gates Hose / Polymers													Couplings / Adapters							
		T	K	L	S	P	C	D	D	A	H	V	M	J	Z	G	Iron/Carbon Steel	Stainless Steel 304	Stainless Steel 316	Aluminum	Brass	Polypropylene
Chlordane	Colorless Viscous Liquid	1	1	-	-	X	X	-	-	X	-	1	X	-	1	2	-	-	-	-	-	-
Chlorinated Naphthalene (Chloronaphthalene)	Oily Liquid to Solid	1	-	-	-	X	X	X	X	X	X	1	X	-	-	-	-	-	-	-	-	-
Chlorinated Solvents (ie Tetrachloroethane)	Colorless Liquid	1	X	X	X	X	-	X	X	-	X	1	X	X	1	X	-	-	-	-	-	-
Chlorine	Gas	NO HOSE AVAILABLE																				
Chlorine Liquid (Liquid @ 210PSIG @ 120°F/(38°C))	Clear Amber Liquid	1	-	-	-	X	-	-	-	-	-	1	-	-	X	X	-	-	-	-	-	-
Chlorine Trifluoride	Pale Green Liquid	1	-	-	-	X	-	-	-	-	-	1	-	-	-	X	-	-	-	-	-	-
Chlorine Water (.03%/300PPM Chlorine)	Clear, Yellowish Liquid	1	X	1	-	X	-	-	-	-	-	1	-	-	-	-	-	X	X	-	-	1
Chloroacetic Acid (Monochloroacetic Acid)	Powder or White Crystals	1	1	X	X	X	X	X	X	X	X	1	2	-	-	-	-	-	-	-	-	-
Chloroacetic Acid (Under 100°F/38°C)	Solid	1	1	1	X	X	X	X	X	X	X	1	2	-	-	-	-	-	-	-	-	-
Chloroacetic Acid Solution	In Water, Alcohol, Ether	1	1	X	1	2	-	-	-	-	-	-	-	X	-	X	X	X	-	2	1	
Chloroacetone	Colorless Liquid	-	-	-	-	1	-	-	-	-	-	X	-	X	-	-	-	-	-	-	-	
Chloroacetyl Chloride	Water White Liquid	1	-	-	-	-	-	-	-	-	-	-	-	-	-	1	-	-	-	-	-	
Chloroaniline	Amber Liquid	1	-	-	-	-	-	-	-	-	-	-	-	-	-	-	-	-	-	-	-	
Chlorobenzene (Phenyl Chloride) (Monochlorobenzene)	Clear Liquid	1	2	-	X	X	X	X	X	X	X	1	X	X	X	X	1	1	1	1	1	X
Chlorobromomethane	Clear Liquid	1	2	X	X	X	X	X	X	X	X	X	X	X	X	X	1	1	1	-	1	X
Chlorodifluoromethane (Freon 22)	Gas	SPECIAL HOSE REQUIRED																				
Chloroethane (Ethylene Dichloride)	Colorless Liquid	1	2	2	X	X	X	X	X	X	X	1	X	X	X	X	-	-	-	-	-	-
Chloroform	Colorless Liquid	1	2	2	X	X	X	X	X	X	X	1	X	X	2	X	1	1	1	1	1	X
Chloronaphthalene (Chlorinated Naphthalene)	Oily Liquid to Solid	1	-	-	-	X	X	X	X	X	X	1	X	X	-	-	-	-	-	-	-	-
Chloropentane (n-amyl chloride)	Colorless Liquid	1	-	-	-	-	-	-	-	-	-	-	-	X	-	X	-	1	1	-	-	X
Chlorophenol	In Benzene, Alcohol, Ether	1	2	-	-	-	-	-	-	-	-	-	-	-	-	-	-	-	-	-	-	-
Chloropicrin Mixture	Colorless Liquid	1	-	-	-	-	-	-	-	-	-	-	-	-	-	X	-	-	-	-	-	-
Chloropropylene Oxide (Epichlorohydrin)	Volatile Liquid	1	2	-	X	X	-	-	-	-	-	X	-	-	-	-	1	-	-	-	-	1
Chlorosulfonic Acid	Colorless to Light Yellow Liquid	NO HOSE AVAILABLE																				
Chloroethene (TM for chlorinated solvents)	Colorless Liquid	1	1	X	-	-	X	-	-	X	-	2	-	-	-	-	-	1	1	-	1	-
Chlorotoluene	Colorless Liquid	1	-	-	X	X	X	X	X	X	X	1	X	X	-	X	1	1	1	1	1	-
Clorox	Colorless Liquid	1	2	1	-	-	-	2	2	2	2	-	2	1	1	1	-	2	1	-	-	X
Chocolate Syrup	Liquid	-	-	-	1	-	-	-	-	-	-	-	-	-	1	1	-	-	-	-	-	-
Chrome Alum (Chromium Potassium Sulfate)	In Water	1	1	-	-	1	1	1	1	1	1	1	1	-	1	1	-	-	-	-	-	1
Chromic Acid (100%)	Dark Red Crystals	1	X	2	-	-	-	-	-	-	-	1	-	-	-	X	X	X	X	X	X	-
Chromic Acid (25% Solution or less)	In Water	1	1	1	1	2	X	X	X	X	X	1	2	1	X	X	X	X	2	X	X	1
Chromic Acid (50% Solution with water)	In Water	1	1	1	1	2	X	X	X	X	X	1	2	1	X	X	X	X	2	X	X	1
Chromic Acid (Chromium Trioxide)	Purplish-Red Crystals	1	X	2	-	-	-	-	-	-	-	1	-	-	-	X	X	X	2	X	X	1
Chromic Chloride	In Water	1	-	-	-	-	-	-	-	-	-	-	-	-	-	1	-	-	-	-	-	-
Chromium Trioxide (Chromic Acid)	Purplish-Red Crystals	1	X	2	-	-	-	-	-	-	-	1	-	-	-	X	X	X	2	X	X	1
Cider	Liquid	1	-	-	1	-	-	-	-	-	-	-	-	-	-	2	-	-	-	-	-	-
Cinene (Dipentene)	Colorless Liquid	1	2	-	X	X	X	X	-	-	-	1	-	-	-	-	-	-	-	-	-	-
Citgo FR Fuels	Liquid	1	1	-	-	1	X	-	-	-	1	-	-	-	-	2	-	-	-	-	-	-

AGRICULTURE
AIR BREATHING
AIR DUCT
AIR AND MULTI-PURPOSE
CHEMICAL
FOOD AND BEVERAGE
ENGINE AND MARINE
MATERIAL HANDLING
MINING
OILFIELD
PETROLEUM
PRESSURE WASH AND WASHDOWN
STEAM
WATER
CLAMPS
COUPLINGS AND FERRULES
HOSE FINDER
CHEMICAL RESISTANCE TABLE

CHEMICAL RESISTANCE TABLE



Contact Denver Product Application for recommendations for chemicals not listed.
 Phone: (303) 744-5070
 email: fppasupport@gates.com

1 = Preferred - Constant Contact
 2 = Acceptable - Intermittent Contact
 X = Not Recommended
 -- = No Data

NOTE: Ratings are for the effect on the polymer only!

			Gates Hose / Polymers													Couplings / Adapters								
	Chemical	Form (at room temperature unless otherwise stated)	T FEP	K Gator™	L UHMWPE	S Sanitron™	P EPDM	C NBR	D SBR	D NR	A Chloroprene	H Butyl	V Fluorocarbon	M Hypalon™	J CPE	Z Nylon	G PVC	Iron/Carbon Steel	Stainless Steel 304	Stainless Steel 316	Aluminum	Brass	Polypropylene	
AGRICULTURE																								
AIR BREATHING																								
AIR DUCT																								
AIR AND MULTI-PURPOSE																								
CHEMICAL	Citric Acid Solution	In Water	1	1	1	1	1	X	2	2	1	2	1	1	-	1	1	X	X	1	1	X	2	
	Coal Gas (Coke Oven Gas, Max 120°F/49°C)	Gas	1	-	-	X	-	-	-	-	-	-	-	-	1	-	1	-	-	-	-	-	-	
	Coal Tar	Black, Viscous Liquid	1	-	-	X	X	2	X	X	2	X	1	X	2	X	X	1	1	1	1	1	-	
	Coal Tar Pitch (Roofing)	Liquid above 212°F (100°C)	1	-	-	X	X	2	X	X	2	X	1	2	2	-	X	-	-	-	-	-	-	
	Cobalt Nickel Plating Solution	Liquid	1	1	-	-	-	-	-	-	-	-	-	-	-	X	-	-	-	2	-	-	-	
	Cocoa Butter (Theobroma Oil)	Liquid above 95°F (35°C)	1	2	2	2	-	2	X	X	2	-	-	-	-	-	-	1	1	1	-	-	-	
	Coconut Oil	Liquid above 77°F (25°C)	1	-	-	X	2	1	X	X	1	2	1	2	-	1	2	-	-	-	-	-	-	
	Cod Liver Oil	Pale Yellow Liquid	1	1	-	2	2	X	X	X	X	2	1	X	-	-	-	1	1	1	1	1	-	
	Coke Oven Gas (Under 300°F/149°C)	Gas	1	1	-	X	X	X	X	X	X	1	2	-	-	-	-	1	1	1	2	-	1	
	Copper Arsenate (Cupric Arsenate)	In Dilute Acid	1	1	-	-	-	2	2	-	-	1	2	-	-	-	-	1	1	1	-	-	-	
	Copper Chloride (Cupric Chloride)	In Water	1	1	-	-	-	2	2	2	2	2	1	2	2	X	1	X	X	1	-	X	1	
	Copper Cyanide (Cupric Cyanide)	In Dilute Acids or Alkalies	1	1	-	-	2	2	2	2	2	1	2	-	-	1	-	1	1	-	X	1	1	
	Copper Nitrate (Cupric Nitrate)	In Water	1	1	-	-	1	2	2	1	1	1	1	1	-	1	X	1	1	-	X	1	1	
	Copper Sulfate (Cupric Sulfate)	In Water	1	1	-	-	2	1	2	2	1	2	1	1	1	X	1	X	1	1	X	X	1	
	Copper Sulfide (Soluble in Nitric Acid)	In Nitric Acid	1	-	-	-	-	1	-	X	-	1	1	1	-	-	-	-	-	-	-	-	-	
	Corn Oil	Pale Yellow Liquid	1	2	-	2	2	2	X	X	2	2	1	X	2	-	1	1	1	1	1	1	X	
	Corn Syrup (Glucose Syrup)	Clear Liquid	1	2	-	1	2	2	2	2	2	2	2	-	-	-	-	1	1	1	1	-	-	
	Cottonseed Oil	Liquid, Several Colors	1	1	-	2	2	2	-	-	1	-	1	2	2	-	-	1	1	1	1	1	1	
	Creosote (high Naphthalene/Anthracene)	Liquid	X	2	X	X	-	2	X	X	X	2	1	X	-	-	X	2	1	1	1	X	2	
	Cresol (Methyl Phenol)	Liquid above 95°F (35°C)	1	2	-	-	-	X	X	X	X	2	1	X	1	X	-	2	1	1	1	-	2	
	Cresylic Acid	Liquid	1	-	-	-	X	X	X	X	X	1	X	-	X	-	-	-	-	-	-	-	-	
	Crotonic Acid (Methylacrylic Acid)	White Crystalline Solid	1	1	1	1	2	2	X	X	-	1	1	-	1	X	-	1	X	-	-	-	-	
	Crude Oil (Crude Petroleum Oil)	Liquid	1	1	-	X	X	1	X	X	2	X	1	2	2	-	1	1	1	1	1	1	1	
	Crude Wax	Liquid above 200°F (93°C)	1	2	-	-	-	2	-	-	-	2	1	-	-	-	1	1	1	1	-	1	1	
	Cryolite (Greeland Spar)	In Sulfuric Acid	1	2	-	-	X	1	X	X	2	X	1	X	-	-	-	1	1	1	-	1	X	
	Cumene (Isopropyl Benzene)	Colorless Liquid	1	2	-	X	-	-	-	-	-	-	1	-	2	-	-	-	-	-	-	-	-	
	Cupric Arsenate (Copper Arsenate)	In Dilute Acid	1	1	-	-	-	2	2	-	-	1	2	-	-	-	-	1	1	1	-	-	-	
	Cupric Chloride (Copper Chloride)	In Water	1	1	-	-	-	2	2	2	2	2	1	2	2	X	1	X	X	1	-	X	1	
	Cupric Cyanide (Copper Cyanide)	In Dilute Acids or Alkalies	1	1	-	-	2	2	2	2	2	2	1	2	-	-	1	-	1	1	-	X	1	
	Cupric Nitrate (Copper Nitrate)	In Water	1	1	-	-	1	1	2	2	1	1	1	1	1	-	1	X	1	1	-	X	1	
	Cupric Sulfate (Copper Sulfate)	In Water	1	1	-	-	2	1	2	2	1	2	1	1	1	X	1	X	1	1	X	X	1	
	Cutting Oil (Mineral Oil Base)	Liquid	1	2	-	-	X	1	X	X	2	X	1	X	-	-	-	1	1	1	-	1	X	
	Cutting Oil, Sulfur Base	Liquid	2	-	-	-	-	1	-	-	X	-	-	-	-	-	-	1	1	1	-	1	1	
	Cutting Oil, Water Soluble	Liquid	1	-	-	-	-	1	-	-	X	-	-	-	-	-	-	1	1	1	-	1	1	
	Cyanide, Copper (Cupric Cyanide)	In Dilute Acids or Alkalies	1	1	-	-	2	2	2	2	2	2	1	2	-	-	1	-	1	1	-	X	1	
	Cyanide, Mercuric	In Water	1	1	-	-	2	2	2	2	1	2	-	1	-	-	-	-	-	-	X	-	1	
	Cyanide, Potassium	In Water	1	-	-	-	-	-	-	-	-	-	-	-	1	-	-	-	-	-	-	-	-	
	Cyanide, Silver	In Nitric Acid	1	1	-	-	-	-	-	-	-	-	-	-	-	-	1	-	-	-	-	-	1	
	Cyanide, Sodium	In Water	1	1	-	-	1	1	1	1	1	1	1	1	1	1	1	2	1	1	X	X	-	
	Cyclohexane	Colorless Liquid	1	2	1	-	X	2	X	X	X	1	X	1	1	X	1	1	1	-	1	X	X	
	Cyclohexanol	Colorless, Oily Liquid	1	2	-	-	X	2	X	X	2	X	1	2	1	-	X	-	-	-	-	-	1	



CHEMICAL RESISTANCE TABLE

Contact Denver Product Application for recommendations for chemicals not listed.
 Phone: (303) 744-5070
 email: fppasupport@gates.com

1 = Preferred - Constant Contact
 2 = Acceptable - Intermittent Contact
 X = Not Recommended
 - = No Data

NOTE: Ratings are for the effect on the polymer only!

Chemical	Form (at room temperature unless otherwise stated)	Gates Hose / Polymers													Couplings / Adapters							
		T FEP	K Gator™	L UHMWPE	S Sanitron™	P EPDM	C NBR	D SBR	D NR	A Chloroprene	H Butyl	V Fluorocarbon	M Hypalon™	J CPE	Z Nylon	G PVC	Iron/Carbon Steel	Stainless Steel 304	Stainless Steel 316	Aluminum	Brass	Polypropylene
Cyclohexanone	Colorless to Yellow Liquid	1	1	-	-	X	X	X	X	X	X	X	X	X	1	X	-	1	1	2	-	X
Cyclohexylamine	Colorless Liquid	-	-	-	-	1	-	X	-	-	1	X	-	-	-	-	-	-	-	-	-	-
Cyclopentane	Colorless Liquid	1	-	-	-	X	2	-	X	2	X	1	X	2	-	-	-	-	-	-	-	-
Cyclopentanol	Colorless Liquid	1	-	-	-	-	2	-	X	-	X	2	X	1	-	-	-	-	-	-	-	-
Cyclopentanone	Water White Liquid	-	-	-	-	-	X	-	X	-	X	X	X	-	-	-	-	-	-	-	-	-
Cymene	Colorless Liquids	1	2	-	-	X	X	X	X	X	X	2	X	2	-	X	1	1	1	1	1	1
Cymene (Isopropyltoluene)	Colorless Liquid	1	-	-	-	-	-	-	-	-	-	1	-	-	1	-	1	1	1	1	1	-
D																						
Decalin (TM for decahydronaphthalene)	Colorless Liquid	1	2	2	X	X	2	X	X	-	X	1	X	2	1	-	-	-	-	-	1	1
Decanal (Decyl Aldehyde)	Colorless to Yellow Liquid	1	-	-	-	-	X	-	X	-	X	X	X	-	-	-	-	-	-	-	-	-
Decanal (Decyl Alcohol)	Colorless, Water White Liquid	1	-	-	-	-	1	-	X	X	X	2	2	1	-	X	-	-	-	-	-	-
Decyl Aldehyde (n-decanal)	Colorless to Yellow Liquid	1	-	-	-	-	X	-	X	-	X	X	X	-	-	-	-	-	-	-	-	-
Deicing Fluid (ethylene or propylene glycol)	Orange Liquid	1	1	1	1	1	1	-	-	1	1	1	2	1	-	1	2	1	1	1	1	1
Denatured Alcohol	Colorless Liquid	1	1	1	1	1	1	1	1	1	1	1	1	1	1	1	1	1	1	1	1	-
Detergent Sol. (Sodium dodecylbenzenesulfonate)	In Water	1	2	1	1	1	1	X	X	2	1	-	1	-	-	1	2	1	1	1	1	1
Developing Solutions (Hypos)	Liquid	1	1	-	-	-	-	2	2	2	2	-	2	-	-	1	-	1	1	-	-	-
Dextran	Brown Liquid	1	X	-	-	X	1	-	-	-	X	-	-	1	1	2	-	-	-	-	-	-
Dextrin (Starch gum)	Yellow or White Powder	1	1	-	-	1	1	-	-	1	X	1	-	-	1	1	-	1	1	-	-	1
Diacetone	Colorless Liquid	1	1	-	-	2	X	X	X	X	2	X	X	1	1	X	1	1	1	-	1	1
Diacetone Alcohol	Colorless Liquid	1	1	-	-	-	X	2	2	-	2	X	2	1	-	X	1	1	1	1	1	1
Diammonium Phosphate	In Water	1	1	-	-	1	1	1	1	1	1	-	1	-	-	1	X	2	1	X	-	1
Diazinon	In Petroleum Solvents	1	-	-	-	1	-	1	1	-	-	1	-	-	-	2	-	-	-	-	-	2
Dibenzyl Ether	Colorless Liquid	1	1	-	-	2	X	X	X	X	2	X	X	X	-	-	1	1	1	1	1	1
Dibutyl Ether	Colorless Liquid	1	1	-	-	-	X	X	X	X	2	X	X	1	-	-	1	1	1	1	1	1
Dibutyl Phthalate	Colorless Oily Liquid	1	1	-	-	1	X	X	X	X	2	2	X	X	-	1	1	1	1	1	1	2
Dibutylamine	Colorless Liquid	1	-	-	X	X	X	X	X	X	X	X	X	X	-	X	-	-	-	-	-	-
Dibutylsebacate	Clear Colorless Liquid	1	1	-	-	X	X	X	X	X	2	1	-	2	-	-	-	-	-	-	-	1
Dichloroacetic Acid	Colorless Liquid	1	-	-	-	-	X	-	2	-	X	X	X	-	-	-	-	-	-	-	-	-
Dichloroaniline	In Alcohol or Benzene	1	-	-	-	X	X	X	-	X	X	2	-	-	-	-	-	-	-	-	-	-
Dichlorobenzene (ortho)	Colorless Liquid	1	2	-	-	X	X	X	X	X	X	1	X	X	1	X	-	1	1	-	1	-
Dichlorobenzene (para)	White Crystals	1	2	-	-	X	X	X	X	X	X	1	X	X	1	X	-	1	1	-	1	-
Dichlorobenzyl Chloride	Colorless Liquid	1	2	-	X	X	X	X	X	X	X	1	X	X	-	X	-	-	-	-	-	-
Dichlorodifluoromethane (Freon 12)	Gas, Liquid-140PSIG @ 100°F (38°C)	SPECIAL HOSE REQUIRED													-	-	-	-	-	-	-	
Dichloroethane (Ethylene Dichloride)	Colorless Oily Liquid	1	2	2	X	X	X	X	X	X	2	X	X	X	X	-	-	-	-	-	-	-
Dichloroethyl Ether	Colorless Liquid	1	-	-	-	-	X	-	X	-	X	-	X	-	-	-	-	-	-	-	-	-
Dichloroethylene	Colorless Liquid	1	2	X	-	X	X	X	X	X	1	X	-	-	-	-	-	-	-	-	-	X
Dichloroethylene (Acetylene Dichloride)	Colorless Liquid	1	X	X	X	X	-	X	X	-	X	1	-	X	1	X	-	-	-	-	-	X
Dichloromethane (Methylene Chloride)	Colorless Liquid	1	1	1	X	X	X	X	X	X	2	X	X	X	X	1	1	1	-	1	-	-
Dichloropentane	Light Yellow Liquid	1	-	-	-	X	X	X	X	X	1	X	-	-	-	-	-	-	-	-	-	-
Dichloropropane (Propylene Dichloride)	Colorless Liquid	1	-	-	-	X	X	X	X	X	2	X	-	-	-	-	-	-	-	-	-	-
Dicyclohexylamine	Colorless Liquid	1	-	-	-	X	-	X	X	X	X	X	X	-	-	-	-	-	-	-	-	-
DIDA (Diisodecyl Adipate)	Light Colored Oily Liquid	1	-	-	-	-	X	-	X	-	1	X	X	-	-	-	-	-	-	-	-	-
Diesel Fuel	Liquid	1	2	1	X	X	1	X	X	2	X	-	X	-	1	-	1	1	1	1	1	2

AGRICULTURE
AIR BREATHING
AIR DUCT
AIR AND MULTI-PURPOSE
CHEMICAL
FOOD AND BEVERAGE
ENGINE AND MARINE
MATERIAL HANDLING
MINING
OILFIELD
PETROLEUM
PRESSURE WASH AND WASHDOWN
STEAM
WATER
CLAMPS
COUPLINGS AND FERRULES
HOSE FINDER
CHEMICAL RESISTANCE TABLE

CHEMICAL RESISTANCE TABLE



Contact Denver Product Application for recommendations for chemicals not listed.
Phone: (303) 744-5070
email: fppasupport@gates.com

1 = Preferred - Constant Contact
2 = Acceptable - Intermittent Contact
X = Not Recommended
- = No Data

NOTE: Ratings are for the effect on the polymer only!

AGRICULTURE			Gates Hose / Polymers													Couplings / Adapters							
			T	K	L	S	P	C	D	D	A	H	V	M	J	Z	G	Iron/Carbon Steel	Stainless Steel 304	Stainless Steel 316	Aluminum	Brass	Polypropylene
AIR BREATHING	Chemical	Form (at room temperature unless otherwise stated)	Chem Master™ XTreme™ FEP	Chem Master™ Plus XLPE	Chem Master™ Plus UHMWPE	Food & Beverage Master																	
AIR DUCT			FEP	Gator™	UHMWPE	Sanitron™	EPDM	NBR	SBR	NR	Chloroprene	Butyl	Fluorocarbon	Hypalon™	CPE	Nylon	PVC						
CHEMICAL	Diethanolamine (20%)	In Water or Alcohol	1	-	-	1	2	2	2	2	X	1	1	2	1	1	2	1	1	1	1	X	-
	Diethanolamine	Liquid above 83°F (29°C)	1	-	-	1	-	-	-	-	-	-	-	-	-	-	1	1	1	1	1	X	-
FOOD AND BEVERAGE	Diethyl Ether (Ethyl Ether)	Colorless Liquid	1	2	-	1	X	X	X	X	2	X	X	1	-	2	2	1	1	1	1	1	1
	Diethyl Ketone	Colorless Liquid	1	-	-	-	2	X	-	X	2	X	X	-	-	X	-	-	-	-	-	-	-
	Diethyl Oxalate	Colorless Oily Liquid	1	-	-	-	X	X	-	X	X	X	-	X	-	X	-	-	-	-	-	-	-
ENGINE AND MARINE	Diethyl Phthalate (Ethyl Phthalate)	Water White Liquid	1	1	-	-	-	X	X	X	-	2	-	-	2	-	-	-	1	1	-	1	-
	Diethyl Sebacate	-	1	1	-	-	-	X	X	X	2	2	X	2	-	-	-	-	1	1	-	1	-
	Diethyl Sulfate	Colorless Liquid	1	-	-	-	1	X	1	X	1	2	X	X	-	-	-	-	-	-	-	-	-
	Diethyl Sulfide (Ethyl Sulfide)	Colorless Oily Liquid	1	1	-	-	-	-	-	-	1	-	-	-	-	-	-	-	-	-	-	-	-
MATERIAL HANDLING	Diethylacetaldehyde (Ethylbutyraldehyde)	Colorless Liquid	1	1	-	-	-	-	-	-	-	-	-	-	-	-	-	-	-	-	-	-	-
	Diethylamine	Colorless Liquid	-	-	2	-	-	-	-	-	-	-	-	-	-	-	-	1	1	-	1	1	-
	Diethylbenzene	Colorless Liquid	1	1	-	-	X	-	X	X	-	X	1	-	2	-	-	-	-	-	-	-	-
MINING	Diethylene Dioxide (1,4 Dioxane)	Colorless Liquid	1	1	-	1	2	X	X	X	2	X	X	2	1	X	1	1	1	1	1	1	1
	Diethylene Ether (Dioxane)	Colorless Liquid	1	1	-	1	2	X	X	X	2	X	X	2	1	X	1	1	1	1	1	1	1
	Diethylene Glycol (Dihydroxydiethyl Ether)	Colorless Syrupy Liquid	1	1	-	1	1	1	1	1	1	1	1	-	1	1	1	1	1	1	1	1	1
OILFIELD	Diethylene Glycol Methyl Ether (Methyl Cellosolve)	Colorless Liquid	1	1	-	1	1	-	X	X	-	X	1	X	1	-	-	-	-	-	-	-	-
	Diethylene Glycol Monobutyl Ether	Colorless Liquid	1	1	-	1	1	-	-	-	-	1	-	-	-	-	-	-	-	-	-	-	-
	Diethylene Glycol Monobutyl Ether Acetate	Colorless Liquid	1	1	-	1	1	-	-	-	-	-	-	-	-	-	-	-	-	-	-	-	-
PETROLEUM	Diethylene Glycol Monoethyl Ether	Colorless Liquid	1	1	-	1	1	-	-	-	-	1	-	-	-	-	-	-	-	-	-	-	-
	Diethylene Glycol Monomethyl Ether	Colorless Liquid	1	1	-	1	1	-	-	-	-	1	-	-	-	-	-	-	-	-	-	-	-
	Diethylene Glycol Monomethyl Ether Acetate	Colorless Liquid	1	1	-	1	1	-	-	-	-	-	-	-	-	-	-	-	-	-	-	-	-
PRESSURE WASH AND WASHDOWN	Diethylenetriamine	Yellow Liquid	1	1	1	-	1	-	X	-	X	1	X	X	-	-	-	-	-	-	-	-	-
	Dihydroxyacetone	In Water	1	1	-	1	1	-	-	-	-	-	-	-	-	-	-	-	-	-	-	-	-
	Dihydroxydiethyl ether (Diethylene glycol)	Colorless Syrupy Liquid	1	1	1	1	1	1	1	1	1	1	1	-	1	1	1	1	1	1	1	1	1
STEAM	Diisobutyl Ketone	Colorless Liquid	1	1	-	1	1	X	X	X	2	X	X	2	1	-	-	1	1	-	1	1	1
	Diisobutyl Phenol (Octyl Phenol)	White Flakes	1	-	-	-	-	-	1	-	-	-	-	-	-	-	-	-	-	-	-	-	-
	Diisobutyl Phthalate	Liquid	1	1	-	-	-	-	-	-	-	-	-	-	-	-	-	-	-	-	-	-	-
WATER	Diisobutylene	Colorless Liquids	1	1	-	X	X	2	X	X	X	1	X	2	-	-	-	1	1	-	1	-	-
	Diisodecyl Adipate (DIDA)	Light Colored Oily Liquid	1	-	-	-	X	-	X	-	1	X	X	-	-	-	-	-	-	-	-	-	-
	Diisooctyl Phthalate (DIOP)	Nearly Colorless Liquid	1	-	-	-	1	X	-	X	-	1	X	X	-	-	-	-	-	-	-	-	-
COUPLINGS AND FERRULES	Diisopropanolamine	Liquid above 108°F (42°C)	1	-	-	-	2	-	2	-	1	-	-	-	-	-	-	-	-	-	-	-	-
	Diisopropyl Ketone	Colorless Liquid	1	1	-	1	1	X	X	X	2	X	X	-	1	-	-	1	1	-	1	-	-
	Diisopropylamine	Colorless Liquid	1	1	-	-	-	-	-	-	-	-	-	-	-	-	-	-	-	-	-	-	-
HOSE FINDER	Diisopropylbenzene (meta)	Colorless Liquid	1	2	2	X	X	-	-	-	-	1	-	-	-	-	-	-	-	-	-	-	-
	Diisopropylidene Acetone (Pharone)	Yellow Liquid	1	1	-	-	2	X	X	X	2	X	X	-	-	-	1	1	1	-	1	-	-
	Dilauryl Ether	Liquid above 92°F (33°C)	1	1	-	1	1	-	-	-	-	X	-	-	-	-	-	-	-	-	-	-	-
CHEMICAL RESISTANCE TABLE	Dimethyl Acetamide (DMAC)	Colorless Liquid	1	1	-	-	-	-	-	-	-	-	-	-	-	-	-	-	-	-	-	-	-
	Dimethyl Aniline	Yellow/Brown Oily Liquid	1	1	-	-	X	X	X	X	2	1	X	2	-	-	-	-	-	-	-	1	-
	Dimethyl Ether	Liquid under Pressure	1	1	1	1	1	X	X	X	2	X	X	-	-	-	1	1	1	1	1	1	-
	Dimethyl Formamide	Water White Liquid	1	1	-	1	2	-	-	-	-	-	X	-	-	-	1	1	1	-	-	-	1



CHEMICAL RESISTANCE TABLE

Contact Denver Product Application for recommendations for chemicals not listed.
 Phone: (303) 744-5070
 email: fppasupport@gates.com

1 = Preferred - Constant Contact
 2 = Acceptable - Intermittent Contact
 X = Not Recommended
 - = No Data

NOTE: Ratings are for the effect on the polymer only!

Chemical	Form (at room temperature unless otherwise stated)	Gates Hose / Polymers														Couplings / Adapters						
		T	K	L	S	P	C	D	D	A	H	V	M	J	Z	G	Iron/Carbon Steel	Stainless Steel 304	Stainless Steel 316	Aluminum	Brass	Polypropylene
		FEP	Gator™	UHMWPE	Sanitron™	EPDM	NBR	SBR	NR	Chloroprene	Butyl	Fluorocarbon	Hypalon®	CPE	Nylon	PVC						
Dimethyl Phthalate	Colorless Oily Liquid	1	1	-	1	2	X	X	X	X	2	X	X	1	1	-	-	-	-	1	-	
Dimethyl Sulfate (Methyl Sulfate)	Colorless Liquid	1	1	-	-	X	X	X	X	X	2	X	X	-	1	1	-	-	-	-	-	
Dimethyl Sulfide	Colorless Liquid	1	1	-	-	-	-	-	-	-	1	-	-	-	-	-	-	-	-	-	-	
Dimethyl Sulfoxide	Colorless Liquid	1	1	-	-	-	-	-	-	-	1	-	-	-	-	-	-	-	-	-	-	
Dimethyl Terephthalate	Colorless Crystals	-	-	-	-	-	X	X	-	X	X	1	-	-	-	-	-	-	-	-	-	
Dimethylamine (DMA)	Liquid @ 70PSIG @ 120°F (49°C)	1	1	1	-	-	-	-	-	-	-	-	-	-	-	-	-	-	-	-	-	
Dimethylaminoethanol (Dimethylethanolamine)	Colorless Liquid	1	1	-	1	2	-	-	-	-	-	-	-	-	-	-	-	-	-	-	-	
Dimethylaminomethyl Phenol (DMP)	Dark Red Liquid	1	1	-	-	-	-	-	-	-	1	-	-	-	-	-	-	-	-	-	-	
Dimethylbenzene (DMB)	Colorless Liquid	1	X	X	X	X	X	X	X	X	1	X	X	X	X	-	-	-	-	-	-	
Dimethylcarbinol (isopropyl alcohol)	Colorless Liquid	1	1	1	1	1	1	2	2	2	1	1	2	1	1	2	1	1	1	1	2	
Dimethylcyclohexylamine	Water White Liquid	1	1	-	-	-	-	-	-	-	-	-	-	-	-	-	-	-	-	-	-	
Dimethylformamide (DMF)	Water White Liquid	1	2	-	-	-	-	-	-	-	X	-	-	-	-	1	1	1	-	-	1	
Dimethylketone (Acetone)	Colorless Liquid	1	1	X	1	2	X	X	X	X	2	X	X	1	1	X	1	1	1	1	2	
Dimethylphenol (Xylenol)	White Solid, Liquid @ 88°F (20°C)	1	1	-	-	-	-	-	-	-	1	-	-	-	-	-	-	-	-	-	-	
Dinitrobenzene (Soluble in Chloroform)	In Chloroform	1	2	-	X	X	-	-	-	-	1	-	-	-	-	-	-	-	-	-	-	
Dinitrogen Tetroxide (Nitrogen Dioxide)	Liquid @ 50PSIG @ 120°F (49°C)	1	-	-	-	-	-	-	-	-	1	-	-	-	-	-	-	-	-	-	-	
Dinitrotoluene, Solid	In Alcohol or Ether	1	1	1	1	1	-	-	-	-	X	-	-	-	-	-	-	-	-	-	-	
Diocetyl Adipate di (2-ethylhexyl) adipate	Light Colored Oily Liquid	1	1	-	-	-	-	-	-	-	1	-	-	-	-	-	-	-	-	-	-	
Diocetyl Phosphite, di-(2-ethylhexyl) phosphite	Colorless Liquid	1	1	-	1	X	-	-	-	-	1	-	-	-	X	-	-	-	-	-	-	
Diocetyl Phthalate, di-(2-ethylhexyl) phthalate	Light Colored Liquid	1	1	-	1	X	X	X	X	X	1	X	2	-	-	1	1	1	1	1	X	
Diocetyl Sebacate, di-(2-ethylhexyl) sebacate	Pale Straw Colored Liquid	1	1	-	1	-	X	X	X	X	2	1	X	X	-	-	-	-	-	-	-	
Diocetylamine di-(2-ethylhexyl)amine	Water White Liquid	1	-	-	-	-	-	-	-	-	-	-	-	-	-	-	-	-	-	-	-	
DIOP (Diisooctyl Phthalate)	Nearly Colorless Liquid	1	-	-	-	1	X	-	X	-	1	X	X	-	-	-	-	-	-	-	-	
Dioxane (Diethylene Dioxide)	Colorless Liquid	1	1	-	1	2	X	X	X	X	2	X	X	2	1	X	1	1	1	1	1	
Dioxane (Diethylene Ether)	Colorless Liquid	1	1	-	1	2	X	X	X	X	2	X	X	2	1	X	1	1	1	1	1	
Dioxolane (Ethylene Glycol Formal)	Water White Liquid	1	-	-	-	-	-	-	-	-	X	-	-	-	-	1	1	1	1	1	-	
Dipentene (Cinene, Limonene)	Colorless Liquid	1	2	-	X	X	X	X	X	-	1	-	-	1	-	1	1	1	1	1	-	
Diphenyl Phthalate	Yellow White Powder	1	1	-	1	-	-	-	-	-	1	-	-	-	-	-	-	-	-	-	-	
Dipropyl Ketone	Colorless Liquid	1	1	-	1	1	-	-	-	-	-	X	-	-	-	-	-	-	-	-	-	
Dipropylamine	Water White Liquid	1	1	-	-	-	-	-	-	-	-	-	-	-	-	-	-	-	-	-	-	
Dipropylene Glycol	Colorless Liquid	1	1	1	1	1	-	-	-	-	1	-	-	-	-	-	-	-	-	-	-	
Dipropylene Glycol Monomethyl Ether (DPM)	Colorless Liquid	1	1	1	1	1	-	-	-	-	-	-	-	-	-	-	-	-	-	-	-	
Dirco Oils	Liquid	1	1	-	-	X	1	-	-	-	X	-	-	-	1	-	1	1	1	1	-	
Disodium Phosphate (DSP soluble in H2O)	Colorless or White Powder	-	-	-	-	-	-	-	-	-	-	-	-	-	-	-	-	-	-	-	-	
Disodium Phosphate Solution	In Water	1	1	1	1	1	-	-	-	-	1	-	-	-	-	-	-	-	-	-	-	
Distillate Fuel Oil	Clear to Brown Liquid	1	2	-	X	X	-	-	-	-	1	-	-	-	-	-	-	-	-	-	-	
Divinylbenzene (20-25% or 50-60% Grades)	Water White to Straw Liquid	1	2	-	X	X	X	X	X	-	X	1	-	-	-	-	-	-	-	-	-	
DMA (Dimethylamine)	Gas	1	1	1	-	-	-	-	-	-	-	-	-	-	-	-	-	-	-	-	-	
DMAC (Dimethyl Acetamide)	Colorless Liquid	1	1	-	-	-	-	-	-	-	-	-	-	-	-	-	-	-	-	-	-	
DMB (Dimethylbenzene)	Colorless Liquid	1	X	X	X	X	X	X	X	X	1	X	X	X	X	-	-	-	-	-	-	

AGRICULTURE
AIR BREATHING
AIR DUCT
AIR AND MULTI-PURPOSE
CHEMICAL
FOOD AND BEVERAGE
ENGINE AND MARINE
MATERIAL HANDLING
MINING
OILFIELD
PETROLEUM
PRESSURE WASH AND WASHDOWN
STEAM
WATER
CLAMPS
COUPLINGS AND FERRULES
HOSE FINDER
CHEMICAL RESISTANCE TABLE

CHEMICAL RESISTANCE TABLE



Contact Denver Product Application for recommendations for chemicals not listed.
 Phone: (303) 744-5070
 email: fppasupport@gates.com

1 = Preferred - Constant Contact
 2 = Acceptable - Intermittent Contact
 X = Not Recommended
 - = No Data

NOTE: Ratings are for the effect on the polymer only!

AGRICULTURE			Gates Hose / Polymers													Couplings / Adapters										
			T	K	L	S	P	C	D	D	A	H	V	M	J	Z	G	Iron/Carbon Steel	Stainless Steel 304	Stainless Steel 316	Aluminum	Brass	Polypropylene			
AIR BREATHING	AIR DUCT	AIR AND MULTI-PURPOSE	Chemical	Form (at room temperature unless otherwise stated)	FEF	Gator™	UHMWPE	Sanitor™	EPDM	NBR	SBR	NR	Chloroprene	Butyl	Fluorocarbon	Hypalon™	CPE	Nylon	PVC	Iron/Carbon Steel	Stainless Steel 304	Stainless Steel 316	Aluminum	Brass	Polypropylene	
					Chem Master™-XTreme™-EEP	Chem Master™-Plus XLPE	Chem Master™-Plus UHMWPE	Food & Beverage Master																		
CHEMICAL	DMF (Dimethylformamide)	Water White Liquid	1	2	-	-	-	-	-	-	-	-	-	-	X	-	-	-	-	-	1	1	1	-	-	1
	DMP (Dimethylaminomethyl phenol)	Dark Red Liquid	1	1	-	-	-	-	-	-	-	-	-	-	-	1	-	-	-	-	-	-	-	-	-	-
FOOD AND BEVERAGE	Dodecylbenzene (Detergent Alkylate)	Liquid	1	2	-	X	X	-	-	-	-	-	-	-	1	-	-	-	-	-	-	-	-	-	-	-
	Dodecylphenol	Straw Colored Liquid	1	1	-	1	1	-	-	-	-	-	-	-	1	-	-	-	-	-	-	-	-	-	-	-
	Dolomite	Gray, Pink or White Powder	-	-	-	-	2	1	-	-	-	1	-	1	1	-	-	-	-	-	-	-	-	-	-	-
ENGINE AND MARINE	Dowtherm A (Biphenyl and Biphenyl Ether Mix.)	Liquid	1	1	-	1	1	X	X	X	X	X	X	1	X	X	-	X	1	1	1	1	1	1	-	
	Dowtherm SR-1 (Ethylene Glycol)	Liquid	1	1	1	1	1	1	-	-	-	-	1	1	-	1	-	-	-	2	1	1	1	1	1	
	DPM (Dipropylene Glycol Monomethyl Ether)	Colorless Liquid	1	1	1	1	1	-	-	-	-	-	-	-	-	-	-	-	-	-	-	-	-	-	-	
MATERIAL HANDLING	Duro Oils	Liquid	1	1	-	-	X	1	-	-	-	-	X	-	-	-	1	2	1	1	1	1	1	1	-	
	E																									
MINING	EDB (Ethylene Dibromide)	Colorless Liquid	1	-	-	-	-	-	-	-	-	-	-	-	-	-	-	-	X	-	-	-	-	-	-	
	EDTA (Ethylenediaminetetraacetic Acid)	Colorless Crystals	1	1	-	-	1	-	-	-	-	-	-	1	-	-	-	-	-	-	-	-	-	-	-	
	Emulsion (Oil in Water)	Water is Continuous Phase	1	1	1	1	1	-	-	-	-	-	-	1	-	-	-	-	-	-	-	-	-	-	-	
OILFIELD	Enamels	Liquid	1	1	-	X	X	-	-	-	-	-	-	1	-	-	1	2	-	-	-	-	1	-	-	
	Epichlorohydrin (Chloropropylene Oxide)	Volatile Liquid	1	2	-	X	X	-	-	-	-	-	X	-	-	-	-	-	-	1	-	-	-	-	1	
	Epoxy Resin	Solid Pellet	-	-	-	-	1	-	-	-	-	1	2	X	-	-	-	-	-	-	-	-	-	-	-	
PETROLEUM	Essential Oils	Liquid	1	2	-	X	X	1	X	X	2	-	1	-	-	-	2	1	1	1	1	1	1	1	-	
	Ethanol (Ethyl Alcohol)	Colorless Liquid	1	1	1	1	1	1	1	1	1	1	1	1	1	1	1	1	2	1	1	1	1	2	1	
	Ethanolamine (Aminoethanol)	Colorless Viscous Liquid	1	2	1	1	2	2	2	2	2	2	2	X	X	1	1	2	1	1	1	1	1	1	-	
PRESSURE WASH AND WASHDOWN	Ethers	Liquids	1	1	1	1	1	2	X	X	X	X	2	X	2	1	-	2	1	1	1	1	1	1	2	
	Ethyl Acetate (Acetic Ether)	Colorless Liquid	1	1	1	2	2	X	X	X	X	2	X	X	2	1	X	1	1	1	1	1	1	1	2	
	Ethyl Acetoacetate	Colorless Liquid	1	1	-	-	2	X	X	X	X	2	X	X	1	-	-	1	1	1	1	1	1	1	X	
	Ethyl Acrylate	Colorless Liquid	1	2	-	2	2	X	X	X	X	X	X	X	2	-	X	1	1	1	-	-	-	-	X	
	Ethyl Acrylate, Inhibited	Colorless Liquid	1	2	-	2	2	X	X	X	X	X	X	X	2	-	X	1	1	1	-	-	-	-	X	
STEAM	Ethyl Alcohol (Ethanol)	Colorless Liquid	1	1	1	1	1	1	1	1	1	1	1	1	1	1	1	1	2	1	1	1	1	2	1	
	Ethyl Aluminum Dichloride (Above 90°F/32°C)	Clear Yellow Liquid	1	-	-	-	X	-	X	-	X	2	X	-	-	-	-	-	-	-	-	-	-	-	-	
	Ethyl Bromide	Colorless Liquid	1	2	-	-	X	X	X	X	X	X	1	X	2	1	X	-	1	1	-	1	-	-	-	
WATER	Ethyl Butyl Ether (Butyl Ethyl Ether)	Liquid	1	-	-	-	-	2	-	X	-	X	-	2	-	-	-	-	-	-	-	-	-	-	-	
	Ethyl Butyrate	Colorless Liquid	1	1	-	-	-	X	X	X	X	2	-	-	-	-	-	-	-	1	1	1	-	-	-	
	Ethyl Chloride	Compressed Liquid	1	2	2	-	X	X	X	X	X	X	1	X	X	-	X	2	1	1	1	1	2	X	-	
CLAMPS	Ethyl Chloroformate (Ethyl Chlorocarbonate)	Water White Liquid	1	-	-	-	X	X	-	-	-	-	1	-	-	-	-	-	-	-	-	-	-	-	-	
	Ethyl Ether (Diethyl Ether)	Colorless Liquid	1	2	X	1	X	X	X	X	X	2	X	X	1	2	X	2	1	1	1	1	1	1	1	
	Ethyl Ether Acetate (Cellulosolve Acetate)	Colorless Liquid	1	1	-	-	2	X	-	-	-	-	X	-	1	-	1	1	1	-	-	-	-	1	-	
COUPLINGS AND FERRULES	Ethyl Formate	Water White Liquid	1	-	-	-	2	X	-	-	-	-	1	-	1	-	-	-	-	-	-	-	-	-	-	
	Ethyl Iodide	Colorless Liquid	1	-	-	-	X	X	-	X	X	2	X	X	-	-	-	-	-	-	-	-	-	-	-	
	Ethyl Isobutyrate	Colorless Liquid	1	-	-	-	X	X	-	X	X	X	-	-	-	-	-	-	-	-	-	-	-	-	-	
HOSE FINDER	Ethyl Mercaptan (Ethanethiol)	Colorless Pungent Liquid	1	1	-	-	X	X	X	X	X	X	1	X	-	-	X	2	-	-	-	-	-	-	-	
	Ethyl Methyl Ketone (MEK)	Colorless Liquid	1	1	1	1	2	X	-	-	X	-	X	X	2	1	X	-	-	-	-	-	-	-	-	
	Ethyl Oleate	Light Yellowish Liquid	1	-	-	-	-	-	-	-	-	-	-	-	-	-	-	-	-	-	-	-	-	-	-	
	Ethyl Oxalate	Colorless Liquid	1	1	-	-	2	X	2	X	2	1	-	1	-	-	-	-	-	-	-	-	-	-	-	
	Ethyl Pentachlorobenzene	-	1	1	-	-	X	X	X	X	X	1	X	-	-	-	-	2	1	1	-	1	-	-	-	
CHEMICAL RESISTANCE TABLE	Ethyl Phthalate (Diethyl phthalate)	Water White Liquid	1	1	-	-	-	X	X	X	-	2	-	2	-	-	-	-	-	1	1	-	1	-	-	
	Ethyl Propionate	Water White Liquid	1	-	-	-	X	X	-	X	X	-	-	-	-	-	-	-	-	-	-	-	-	-	-	
	Ethyl Propyl Ketone (3-Hexanone)	Colorless Liquid	1	-	-	-	-	X	-	X	-	2	X	X	-	-	-	-	-	-	-	-	-	-	-	



CHEMICAL RESISTANCE TABLE

Contact Denver Product Application for recommendations for chemicals not listed.
 Phone: (303) 744-5070
 email: fppasupport@gates.com

1 = Preferred - Constant Contact
 2 = Acceptable - Intermittent Contact
 X = Not Recommended
 - = No Data

NOTE: Ratings are for the effect on the polymer only!

Chemical	Form (at room temperature unless otherwise stated)	Gates Hose / Polymers														Couplings / Adapters						
		T	K	L	S	P	C	D	D	A	H	V	M	J	Z	G	Iron/Carbon Steel	Stainless Steel 304	Stainless Steel 316	Aluminum	Brass	Polypropylene
		FEP	Gator™	UHMWPE	Sanitor™	EPDM	NBR	SBR	NR	Chloroprene	Butyl	Fluorocarbon	Hypalon™	CPE	Nylon	PVC						
Ethyl Silicate	Colorless Liquid	1	1	-	-	2	1	2	2	1	-	1	-	1	-	1	1	1	1	1	1	-
Ethyl Sulfide (Diethyl Sulfide)	Colorless Oily Liquid	1	1	-	-	-	-	-	-	-	-	-	-	-	-	-	-	-	-	-	-	-
Ethylamine	Colorless Liquid or Gas	1	2	-	1	1	X	X	X	X	2	X	X	1	-	-	-	1	1	-	1	-
Ethylbenzene	Colorless Liquid	1	2	-	-	X	X	X	X	X	1	X	2	-	-	1	1	1	-	1	-	-
Ethylbutanol (2-Ethylbutyl Alcohol)	Colorless Liquid	1	1	1	1	1	1	-	-	1	1	1	2	1	1	1	-	-	-	-	-	-
Ethylbutyl Alcohol (Ethylbutanol)	Colorless Liquid	1	1	1	1	1	1	-	-	1	1	1	2	1	1	1	-	-	-	-	-	-
Ethylbutyl Amine	Water White Liquid	1	1	-	-	-	-	-	-	-	-	-	-	-	-	-	-	-	-	-	-	-
Ethylbutyl Ketone	Clear Liquid	1	1	-	-	1	-	-	-	-	X	-	-	-	-	-	-	-	-	-	-	-
Ethylbutylaldehyde (Diethylacetaldehyde)	Colorless Liquid	1	1	-	-	-	-	-	-	-	-	-	-	-	-	-	-	-	-	-	-	-
Ethylcellulose Granular Solid	Granular Solid	1	1	-	-	-	-	1	-	-	-	-	1	-	-	1	1	1	-	1	-	-
Ethylene Chlorohydrin	Colorless Liquid	1	1	-	2	X	X	-	-	X	2	1	-	-	X	X	-	-	-	-	-	-
Ethylene Cyanohydrin	Straw Colored Liquid	1	-	-	-	-	-	-	-	-	-	-	-	-	-	-	-	-	-	-	-	-
Ethylene Dibromide (EDB)	Colorless Liquid	1	-	-	-	-	-	-	-	-	-	-	-	-	X	-	-	-	-	-	-	-
Ethylene Dichloride (Chloroethane)	Colorless Liquid	1	2	2	X	X	X	X	X	X	2	X	X	X	X	X	-	-	-	-	-	-
Ethylene Glycol	Colorless Liquid	1	1	1	1	1	1	-	-	1	1	1	2	1	-	1	2	1	1	1	1	1
Ethylene Glycol Formal (Dioxolane)	Water White Liquid	1	-	-	-	-	-	-	-	-	X	-	-	-	-	-	1	1	1	1	1	-
Ethylene Glycol Monoethylether	Colorless Liquid	1	1	-	1	1	X	-	-	-	-	-	-	-	-	-	-	-	-	-	-	-
Ethylene Glycol Monoethylether Acetate	Colorless Liquid	1	1	-	1	1	X	-	-	-	-	-	-	-	-	-	-	-	-	-	-	-
Ethylene Glycol Monomethyl Ether	Colorless Liquid	1	1	-	1	2	X	-	-	-	-	-	-	-	-	-	-	-	-	-	-	-
Ethylene Glycol N-Butyl Ether	Colorless Liquid	1	1	-	1	1	X	-	-	-	-	-	-	-	-	-	-	-	-	-	-	-
Ethylendiamine	Colorless Liquid	1	2	-	-	2	1	-	-	-	2	X	-	-	-	-	1	1	-	-	1	1
Ethylendiaminetetraacetic acid (EDTA)	Colorless Crystals	1	1	-	-	1	-	-	-	-	1	-	-	-	-	-	-	-	-	-	-	-
Ethylhexaldehyde	Colorless Liquid	1	1	-	-	-	-	-	-	-	-	-	-	-	-	-	-	-	-	-	-	-
Ethylhexanediol	Colorless Liquid	1	1	-	2	-	-	-	-	-	-	-	-	-	-	-	-	-	-	-	-	-
Ethylhexanol (2-ethylhexyl alcohol)	Colorless Liquid	1	1	1	1	1	1	1	1	-	1	1	-	1	1	1	-	-	-	-	-	-
Ethylhexoic Acid	Liquid	1	1	1	-	2	-	-	-	-	-	-	-	-	-	-	-	-	-	-	-	-
Ethylhexyl Acetate	Water White Liquid	1	1	-	-	1	X	-	-	X	-	X	X	-	1	-	-	-	-	-	-	-
Ethylhexyl Acrylate	Liquid	1	2	-	2	-	X	-	-	-	X	-	-	-	X	-	-	-	-	-	-	-
Ethylhexyl Alcohol (Ethylhexanol)	Colorless Liquid	1	1	1	1	1	1	1	1	-	1	1	-	1	1	1	-	-	-	-	-	-
F																						
Fatty Acid	Solid, Semisolid or Liquid	1	2	2	2	2	2	X	X	2	2	2	X	2	-	2	2	1	1	1	2	1
Fatty Alcohol, Blend	C8-II Liquids, > C11 Solids	1	1	1	1	1	1	1	1	1	1	1	-	1	1	1	-	-	-	-	-	-
Fatty Petroleum Alcohol	C11 or less are Liquids	1	1	1	1	1	1	-	-	-	1	1	-	1	1	-	-	-	-	-	-	-
Ferric Bromide	Red Crystals	-	-	-	-	-	-	1	-	-	-	-	-	-	-	-	-	-	-	-	-	-
Ferric Chloride	Black-Brown Solid	1	1	-	-	2	-	1	2	1	1	2	1	1	1	X	X	X	X	X	X	1
Ferric Chloride Solution	Liquid	1	1	-	-	2	-	1	2	1	1	2	1	1	1	X	X	X	X	X	X	1
Ferric Nitrate	Violet Crystals	1	1	-	-	-	2	1	2	2	-	2	1	-	-	X	1	1	-	-	1	-
Ferric Nitrate Solution	Liquid	1	-	-	-	1	1	-	1	1	1	1	-	1	-	X	1	1	-	-	1	-
Ferric Sulfate	Yellow Crystals or Gray Powder	-	-	-	-	-	-	1	-	-	-	-	-	-	-	X	1	1	X	X	1	-
Ferric Sulfate Solution	Liquid	1	1	1	-	2	2	2	-	2	2	1	2	1	-	1	X	1	1	X	X	1
Ferrous Acetate Solution	Liquid in H2O or Alcohol	1	1	-	-	-	-	-	-	-	1	-	-	-	-	-	-	-	-	-	-	-
Ferrous Chloride	Greenish-White Crystals	-	-	-	-	-	-	1	-	-	-	-	-	-	-	X	1	2	-	2	1	-
Ferrous Chloride, Solution	Liquid	1	1	-	-	-	-	-	-	1	1	2	1	-	1	X	1	2	-	2	1	-
Ferrous Nitrate	-	1	1	-	-	2	2	-	2	2	-	2	-	2	-	2	-	1	1	-	-	1
Ferrous Sulfate Solution	Liquid	1	1	1	-	2	2	2	-	2	2	1	2	1	-	1	X	1	1	X	X	1

AGRICULTURE
AIR BREATHING
AIR DUCT
AIR AND MULTI-PURPOSE
CHEMICAL
FOOD AND BEVERAGE
ENGINE AND MARINE
MATERIAL HANDLING
MINING
OILFIELD
PETROLEUM
PRESSURE WASH AND WASHDOWN
STEAM
WATER
CLAMPS
COUPLINGS AND FERRULES
HOSE FINDER
CHEMICAL RESISTANCE TABLE

CHEMICAL RESISTANCE TABLE



	Contact Denver Product Application for recommendations for chemicals not listed. Phone: (303) 744-5070 email: fppasupport@gates.com		Gates Hose / Polymers														Couplings / Adapters						
			T	K	L	S	P	C	D	D	A	H	V	M	J	Z	G	Iron/Carbon Steel	Stainless Steel 304	Stainless Steel 316	Aluminum	Brass	Polypropylene
AGRICULTURE			Chem Master [®] -Xtreme [™] -FEP	Chem Master [™] -Plus XLPE	Chem Master [™] -Plus UHMWPE	Food & Beverage Master																	
AIR BREATHING	1 = Preferred - Constant Contact 2 = Acceptable - Intermittent Contact X = Not Recommended - = No Data		FEP	Gator [™]	UHMWPE	Sanitron [™]	EPDM	NBR	SBR	NR	Chloroprene	Butyl	Fluorocarbon	Hypalon [™]	CPE	Nylon	PVC	Iron/Carbon Steel	Stainless Steel 304	Stainless Steel 316	Aluminum	Brass	Polypropylene
AIR DUCT	NOTE: Ratings are for the effect on the polymer only!		Form (at room temperature unless otherwise stated)																				
AIR AND MULTI-PURPOSE	Chemical	Form (at room temperature unless otherwise stated)																					
CHEMICAL	Fertilizer (Liquid Manure)	Liquid	1	1	1	1	1	1	1	1	1	1	1	1	-	1	2	1	1	1	1	1	1
	Finishing Oil	Liquid	1	-	1	-	-	-	-	-	-	-	-	-	-	-	-	-	-	-	-	-	-
FOOD AND BEVERAGE	Fire-Resistant Hydra-Fluid (Texaco)	Liquid	1	1	-	-	X	1	-	-	-	X	-	-	-	-	-	1	1	1	1	1	1
	Firtec 290, MF	Liquid	1	1	-	-	-	-	-	-	-	-	-	-	-	-	-	-	-	-	-	-	-
	Fish Oil	Liquid	1	-	1	X	X	1	-	-	2	-	1	-	-	-	-	-	-	-	-	-	-
ENGINE AND MARINE	Fixing Solution (Photo)	Liquid	1	1	-	-	-	2	2	2	2	-	2	-	1	1	-	1	1	-	-	-	1
	Flint	Gray, Brownish, Black	-	-	-	-	-	-	1	-	-	-	-	-	-	-	-	-	-	-	-	-	-
	Floor Wax (Temperature Dependent)	Varies	1	-	1	-	-	-	-	-	-	-	-	-	-	-	-	-	-	-	-	-	-
MATERIAL HANDLING	Fluoboric Acid (48% Purity)	Colorless Liquid	1	1	1	1	2	-	2	2	2	-	-	2	1	-	X	-	1	1	-	-	1
	Fluoboric Acid (up to 48%)	Colorless Liquid	1	1	-	-	1	-	2	2	2	-	1	2	1	-	X	-	1	1	-	-	1
MINING	Fluorine	Pale Yellow Gas	NO HOSE AVAILABLE														-	-	-	-	-	-	-
	Fluorine (Liquid)	Yellow Liquid	NO HOSE AVAILABLE														-	-	-	-	-	-	-
	Fluosilicic Acid (50%)	Colorless Liquid	1	1	1	1	2	X	-	2	X	-	2	1	X	X	X	X	2	1	-	2	1
OILFIELD	Formaldehyde	Gas	-	1	-	-	1	-	-	-	-	1	-	-	1	-	X	2	1	2	1	-	-
	Formaldehyde Solution (up to 50%)	Liquid	1	2	1	1	1	2	X	X	2	2	1	2	1	1	1	X	2	1	2	1	-
PETROLEUM	Formalin (37-50% HCHO with 15% MeOH)	Liquid	1	1	-	1	1	2	X	X	2	2	1	2	1	1	1	-	-	-	-	-	-
	Formamide	Colorless Oily Liquid	1	1	-	-	-	-	X	X	-	-	-	-	-	X	-	-	-	-	-	-	-
PRESSURE WASH AND WASHDOWN	Formic Acid	Colorless Liquid (bp 100°C)	1	1	1	1	2	-	X	X	1	2	X	2	1	X	X	X	2	1	-	2	1
	FR Fluid D	Liquid	1	1	-	-	X	1	-	-	-	X	-	-	-	-	-	-	-	-	-	-	-
	FR Hydraulic Fluid	Brown Liquid	1	1	-	-	-	1	-	-	-	-	-	-	-	-	-	-	-	-	-	-	-
STEAM	Freon 12 (Dichlorodifluoromethane)	Gas or Liquid	SPECIAL HOSE REQUIRED														-	-	-	-	-	-	-
	Freon 13	Gas or Liquid	SPECIAL HOSE REQUIRED														-	-	-	-	-	-	-
CLAMPS	Freon 134a (HFC 134a)	Gas or Liquid	SPECIAL HOSE REQUIRED														-	-	-	-	-	-	-
	Freon 22 (Chlorodifluoromethane)	Gas or Liquid	SPECIAL HOSE REQUIRED														-	-	-	-	-	-	-
COUPLINGS AND FERRULES	Freon 23	Clear Liquid	SPECIAL HOSE REQUIRED														-	-	-	-	-	-	-
	Fruit Juices	Liquid	-	-	-	1	-	-	-	-	-	-	-	-	-	1	-	-	-	-	-	-	-
HOSE FINDER	Fuel Oil (ASTM I-B)	Water White to Brown Liquids	1	2	1	X	X	1	X	X	2	X	1	X	1	1	X	2	2	2	1	1	-
	Fumaric Acid	Colorless Crystals	1	1	1	1	2	-	2	2	-	-	1	-	-	-	X	-	1	1	-	-	-
WATER	Fumaric Acid Solution (Allomalaic Acid)	Liquid	1	1	-	-	2	1	2	2	-	-	1	-	-	-	X	-	1	1	-	-	-
	Furan (Furfuran)	Colorless to Brown Liquid	1	1	1	-	X	X	X	X	X	X	-	-	1	-	X	1	1	1	1	1	-
HOSE FINDER	Furfural (Ant Oil)	Colorless to Reddish Brown Liquid	1	1	-	2	X	X	X	X	2	X	2	2	1	-	X	2	1	1	1	1	2
	Furfural Alcohol	Colorless to Brown Liquid	1	1	2	2	X	X	X	X	2	X	1	2	1	1	X	2	1	1	1	1	2
CHEMICAL RESISTANCE TABLE	Furfuran (Furan)	Colorless to Brown Liquid	1	1	1	-	X	X	X	X	X	X	-	-	1	-	X	1	1	1	1	1	-
	Furfuryl Alcohol	Colorless to Reddish Brown Liquid	1	1	-	2	-	-	-	-	-	-	1	-	-	1	-	-	-	-	-	-	-
CHEMICAL RESISTANCE TABLE	Fusel Oil (Amyl Alcohol, Grain Oil)	Colorless Liquid	1	1	1	1	2	2	2	2	2	2	1	2	1	1	1	1	1	1	1	1	-
	Fyrquard 150, 200	-	1	1	-	-	1	1	-	-	-	1	-	-	-	-	-	1	1	1	1	1	-
CHEMICAL RESISTANCE TABLE	Fyrquel 15R&D, 22OR&D, 55OR&D	-	1	1	-	-	1	X	-	-	-	1	-	-	-	-	-	1	-	-	1	-	
	Fyrquel 90, 150, 220, 300, 550, 1000	-	1	1	-	-	1	X	-	-	-	1	-	-	-	-	-	1	-	-	1	-	
CHEMICAL RESISTANCE TABLE	G																						
	Gallic Acid (3,4,5 Trihydroxybenzoic Acid)	In Alcohol or Glycerol	1	1	1	1	1	X	2	2	X	2	1	-	1	X	X	X	1	1	-	-	1
	Gallic Acid Solution	In Alcohol Solution	1	1	-	1	-	X	2	2	X	2	1	-	1	X	X	X	1	1	-	-	1
CHEMICAL RESISTANCE TABLE	Gasohol (Gasoline blended with Ethanol) ¹	Colorless Liquid	1	2	1	X	X	2	X	X	2	X	1	X	-	1	X	2	1	1	1	1	X



CHEMICAL RESISTANCE TABLE

Contact Denver Product Application for recommendations for chemicals not listed.
 Phone: (303) 744-5070
 email: fppasupport@gates.com

- 1 = Preferred - Constant Contact
- 2 = Acceptable - Intermittent Contact
- X = Not Recommended
- = No Data

NOTE: Ratings are for the effect on the polymer only!

Chemical	Form (at room temperature unless otherwise stated)	Gates Hose / Polymers													Couplings / Adapters							
		T FEP	K Gator™	L UHMWPE	S Sanitron™	P EPDM	C NBR	D SBR	D NR	A Chloroprene	H Butyl	V Fluorocarbon	M Hypalon®	J CPE	Z Nylon	G PVC	Iron/Carbon Steel	Stainless Steel 304	Stainless Steel 316	Aluminum	Brass	Polypropylene
Gasoline (Oxygenated-Blended With MTBE) ¹	Colorless Liquid	1	2	1	X	X	2	X	X	2	X	1	X	-	1	X	2	1	1	1	1	X
Gasoline (Unleaded Up to 50% Aromatics) ¹	Colorless Liquid	1	2	1	X	X	2	X	X	2	X	1	X	1	1	X	2	1	1	1	1	-
Gasoline (White) ¹	Colorless Liquid	1	2	-	X	X	2	X	X	2	X	1	X	-	1	X	2	1	1	1	1	-
¹ Only use fuel rated hose, except for transfer.																						
Gelatin	Flakes or Powder	-	-	-	-	-	-	-	1	-	-	-	-	-	1	1	-	-	-	-	-	-
Glacial Acetic Acid	Clear Colorless Liquid	1	1	1	X	2	-	-	-	X	X	X	-	X	X	X	-	-	-	-	-	-
Glacial Methacrylic Acid (GMAA)	White Crystals	1	-	-	-	-	-	-	-	-	-	-	-	-	-	-	-	-	-	-	-	-
Glauber's Salt (Sodium Sulfate Decahydrate)	Crystals or Powder	1	-	-	-	1	-	1	1	-	-	-	-	-	-	-	-	-	-	-	-	-
Gluconic Acid (Commercial 50% Aqueous)	Aqueous Solution	1	-	-	-	-	X	-	X	-	X	-	2	1	-	-	-	-	-	-	-	-
Glucose	Crystals to White Powder	-	-	-	-	-	-	-	1	-	-	-	-	-	-	1	1	1	1	1	1	-
Glucose Solution	Liquid	1	1	-	1	1	1	1	1	1	1	1	-	-	1	1	1	1	1	1	1	-
Glue	Varies	1	1	-	-	X	2	X	X	2	X	1	1	-	2	1	2	1	1	1	X	-
Glycerine (Glycerol)	Clear Viscous Liquid	1	1	-	1	1	1	1	1	1	1	1	1	-	1	2	1	1	1	1	1	-
Glycerol (Glycerine)	Clear Viscous Liquid	1	1	-	1	1	1	1	1	1	1	1	1	-	1	2	1	1	1	1	1	-
Glycerol Monolaurate	Liquid above 80°F (27°C)	1	1	1	1	1	-	-	-	-	1	1	-	-	-	-	-	-	-	-	-	-
Glycol FR Fluids	Liquid	1	-	-	-	1	1	-	-	-	1	-	-	-	-	-	-	-	-	-	-	-
Glycol Slurry	Watery Suspension	1	-	2	-	-	-	-	-	-	-	-	-	-	-	-	-	-	-	-	-	-
Glycols (ie Ethylene Glycol)	Clear Colorless Liquid	1	1	1	1	1	1	1	1	1	1	1	1	1	1	1	1	1	1	1	1	-
GMAA (Glacial Methacrylic Acid)	White Crystals	1	-	-	-	-	-	-	-	-	-	-	-	-	-	-	-	-	-	-	-	-
Graphite	Powdered, Flake, Crystals	1	-	1	-	-	-	-	1	-	-	-	-	-	-	-	-	-	-	-	-	-
Grease	Semi-Solid	1	1	2	2	X	1	X	X	2	X	1	2	-	-	1	1	1	1	1	1	-
Grease, Silicone Base	-	1	-	1	-	-	-	-	-	-	-	-	-	-	1	-	1	1	1	1	1	-
Green Liquor (Effluent Alkaline Pulping)	Liquid	1	1	1	-	-	-	-	-	-	-	-	-	-	1	-	-	-	-	-	-	-
Green Sulfate Liquor	Liquid	1	1	1	-	1	2	1	1	1	1	1	2	-	-	1	1	1	-	-	-	-
H																						
Halowax (Chlorinated Hydrocarbons)	Oils to Waxy Solid	1	1	1	-	X	X	X	X	X	X	1	X	-	-	-	-	-	-	-	-	-
HEA (2-Hydroxyethyl Acrylate)	Liquid	1	1	1	1	X	-	-	-	-	-	1	1	-	-	-	-	-	-	-	-	-
HEA Acid (2-Hydroxyethyl Acrylate)	Liquid	1	1	1	1	X	-	-	-	-	-	1	-	1	-	-	-	-	-	-	-	-
Hematite (Iron Ore)	Black to Brick Red	1	-	-	-	-	-	-	1	-	-	-	-	-	-	-	-	-	-	-	-	-
HEP (2-Hydroxypropyl Acrylate)	Liquid	1	1	1	1	X	-	-	-	-	-	1	-	1	-	-	-	-	-	-	-	-
Heptachlor (In Xylene)	Liquid	1	2	-	X	X	2	X	X	X	X	1	-	-	1	X	-	-	-	-	-	-
Heptanal (Heptaldehyde)	Colorless Oily Liquid	1	-	-	-	-	-	-	-	-	-	-	-	-	-	-	-	-	-	-	-	-
Heptane	Colorless Liquid	1	2	1	X	X	1	X	X	2	X	1	X	1	1	2	1	1	1	1	1	-
Heptanedicarboxylic Acid (Azelaic Acid)	Yellowish to White Powder	1	-	-	-	-	-	-	1	-	-	-	-	-	-	-	-	-	-	-	-	-
Heptanoic Acid	Clear Oily Liquid	1	1	1	-	-	-	-	-	-	-	1	-	-	-	-	-	-	-	-	-	-
Heptanol	Colorless Liquid	1	1	1	1	1	1	1	1	1	1	1	1	X	1	1	-	-	-	-	-	-
Hexachlorocyclohexane	White to Yellowish Flakes	-	-	-	-	-	-	-	1	-	-	-	-	-	-	-	-	-	-	-	-	-
Hexachlorocyclopentadiene	Yellow Liquid	1	-	-	X	X	-	X	X	-	X	1	-	-	-	-	-	-	-	-	-	-
Hexadecanoic Acid (Palmitic Acid)	White Crystals	-	-	-	-	-	-	-	1	-	-	-	-	-	-	-	-	-	-	-	-	-
Hexahydrophthalic Anhydride	Clear Colorless Viscous Liquid	1	-	-	-	-	-	-	-	-	-	-	-	-	-	-	-	-	-	-	-	-
Hexaldehyde	Colorless Liquid	1	1	1	1	1	-	-	-	-	-	-	-	-	-	-	1	1	1	1	1	-

AGRICULTURE
AIR BREATHING
AIR DUCT
AIR AND MULTI-PURPOSE
CHEMICAL
FOOD AND BEVERAGE
ENGINE AND MARINE
MATERIAL HANDLING
MINING
OILFIELD
PETROLEUM
PRESSURE WASH AND WASHDOWN
STEAM
WATER
CLAMPS
COUPLINGS AND FERRULES
HOSE FINDER
CHEMICAL RESISTANCE TABLE

CHEMICAL RESISTANCE TABLE



		Gates Hose / Polymers													Couplings / Adapters								
		Chem Master™ XTreme™ FEP	Chem Master™ Plus XLPE	Chem Master™ Plus UHMWPE	Food & Beverage Master																		
		T	K	L	S	P	C	D	D	A	H	V	M	J	Z	G	Iron/Carbon Steel	Stainless Steel 304	Stainless Steel 316	Aluminum	Brass	Polypropylene	
AGRICULTURE	Contact Denver Product Application for recommendations for chemicals not listed. Phone: (303) 744-5070 email: fppasupport@gates.com																						
AIR BREATHING	1 = Preferred - Constant Contact 2 = Acceptable - Intermittent Contact X = Not Recommended - = No Data																						
AIR DUCT																							
AIR AND MULTI-PURPOSE	NOTE: Ratings are for the effect on the polymer only!																						
CHEMICAL	Chemical	Form (at room temperature unless otherwise stated)	FEP	Gator™	UHMWPE	Sanitor™	EPDM	NBR	SBR	NR	Chloroprene	Butyl	Fluorocarbon	Hypalon™	CPE	Nylon	PVC	Iron/Carbon Steel	Stainless Steel 304	Stainless Steel 316	Aluminum	Brass	Polypropylene
	Hexamethylenediamine, Solution	Colorless Flat Solid Leaflets	-	-	-	-	-	-	1	-	-	-	-	-	-	-	-	-	-	-	-	-	-
	Hexamethyleneimine	Clear Colorless Liquid	1	-	-	-	-	-	-	-	-	-	-	-	-	-	-	-	-	-	-	-	-
	Hexane	Colorless Liquid	1	X	1	X	X	1	X	X	-	X	1	-	1	1	X	1	1	1	1	1	1
	Hexanol (Hexyl Alcohol)	Colorless Liquid	1	1	-	-	X	1	-	-	2	-	1	X	1	-	-	1	1	1	1	2	-
	Hexanone (Ethyl Propyl Ketone)	Colorless Liquid	1	-	-	-	X	-	X	-	2	X	X	-	-	-	-	-	-	-	-	-	-
	Hexene	Colorless Liquid	1	-	-	X	X	2	X	X	-	X	1	-	1	-	-	1	1	1	1	1	-
	Hexyl "Cellasolve" (EG monohexyl ether)	Water White Liquid	1	1	1	-	-	-	-	-	-	-	1	-	-	-	-	-	-	-	-	-	-
	Hexyl Alcohol (Hexanol)	Colorless Liquid	1	1	-	-	X	1	-	-	2	-	1	X	1	-	-	1	1	1	1	2	-
	Hexyl Methacrylate	Liquid	1	-	-	-	-	-	-	-	-	-	-	-	-	-	-	-	-	-	-	-	-
	Hexylamine	Water White Liquid	1	-	-	-	X	-	X	-	2	X	X	-	-	-	-	-	-	-	-	-	-
	Hexylene (1-Hexene)	Colorless Liquid	1	-	-	X	X	2	X	X	-	X	1	-	1	-	-	1	1	1	1	1	-
	Hexylene Glycol	Colorless Liquid	1	1	1	1	1	-	-	-	-	-	1	-	1	-	-	-	-	-	-	-	-
	Honey	Yellow Liquid	1	-	-	1	1	-	1	1	-	1	-	-	-	-	1	-	-	-	-	-	-
	Houghto-Safe 1055, 1110, 1115, 1120, 1130	Liquid	1	1	-	-	1	X	-	-	-	1	-	-	-	-	-	1	1	1	1	1	-
	Houghto-Safe 271, 416, 520 & 616, 620	Liquid	1	1	-	-	1	1	-	-	-	1	-	-	-	-	-	1	1	1	1	1	-
	Houghto-Safe 5046	Liquid	1	1	-	-	X	1	-	-	-	X	-	-	-	-	-	1	1	1	1	1	-
	Houghto-Safe 625, 640 & 525 (Under 100°F/38°C)	Liquid	1	1	-	-	1	1	-	-	-	1	-	-	-	-	-	1	1	1	1	1	-
	HPA Acid (2-Hydroxypropyl Acrylate)	Liquid	1	1	1	1	X	-	-	-	-	-	1	-	1	-	-	-	-	-	-	-	-
	HPD (Sodium Thiosulfate)	White Powder	1	1	-	-	-	1	1	1	1	1	-	1	1	1	1	X	1	1	2	X	-
	Hy-Chock Oil	Liquid	1	1	-	-	-	1	-	-	-	-	1	-	-	1	-	1	1	1	-	-	-
	Hydrocyanic Acid (up to 98%)	Water White Liquid	1	X	-	-	-	-	-	-	-	-	1	-	-	-	-	X	1	1	1	X	-
	Hydrafluid 760 (Texaco and Houghton)	Liquid	1	1	-	-	X	1	-	-	-	X	1	-	-	1	-	1	1	1	1	1	-
	Hydrafluid AZR60, A, B, AA, C	Liquid	1	1	-	-	X	1	-	-	-	X	1	-	-	1	-	1	1	1	1	1	-
	Hydrasol A (Textile Dyeing)	-	1	1	-	-	X	1	-	-	-	X	1	-	-	1	-	1	1	1	1	-	-
	Hydraulic Fluid (Phosphate Ester Base)	Liquid	1	1	-	-	1	X	-	-	X	1	1	-	-	1	1	1	1	1	1	-	-
	Hydraulic Fluid (Polyalphaolefin)	Liquid	1	-	-	-	-	-	-	-	-	1	-	-	-	-	-	1	1	1	1	1	-
	Hydraulic Fluid (Std. Petroleum Oils)	Liquid	1	1	-	-	X	1	X	X	2	X	1	2	1	1	1	1	1	1	1	1	-
	Hydraulic Fluid (Water Glycol Base)	Liquid	1	1	-	-	-	1	2	2	1	1	1	-	-	1	1	1	1	1	1	1	-
	Hydraulic Fluid HF-18, HF-20	Liquid	1	1	-	-	1	1	-	-	-	1	1	-	-	1	2	1	1	1	1	1	-
	Hydraulic Fluid HF-31	Liquid	1	1	-	-	X	-	-	-	-	X	-	-	-	1	-	1	1	1	1	1	-
	Hydrazine	Colorless Fuming Liquid	1	1	-	-	2	X	X	X	X	2	X	X	-	-	X	-	-	-	-	-	-
	Hydrazine Hydrate	Colorless Fuming Liquid	1	1	-	-	2	X	X	X	X	2	X	X	-	-	X	-	-	-	-	-	-
	Hydrazine Solution	Liquid	1	1	-	-	2	X	X	X	X	2	X	X	-	-	X	-	-	-	-	-	-
	Hydro-Drive Oil (Houghton)	Liquid	1	-	-	-	X	1	-	-	-	X	-	-	-	-	2	-	-	-	-	-	-
	Hydrobromic Acid (62% and less)	Colorless to Yellow Liquid	1	1	1	1	X	X	2	2	X	2	1	2	1	X	X	-	-	-	X	-	-
	Hydrobromic Acid (to 48%)	Colorless to Yellow Liquid	1	1	1	1	1	X	2	2	X	2	1	2	1	X	X	-	-	-	X	-	-
	Hydrochloric Acid (15%)	Colorless to Yellow Liquid	1	1	1	1	2	X	2	2	X	2	1	2	1	X	X	X	X	X	X	X	-
	Hydrochloric Acid (37%)	Colorless to Yellow Liquid	1	1	1	1	X	X	2	2	X	2	1	2	1	X	X	X	X	X	X	X	-
	Hydrochloric Acid, anhydrous	Colorless Fuming Gas	1	-	-	-	-	-	-	-	-	-	1	-	X	-	-	X	X	X	X	X	-
	Hydrocyanic Acid (10% Solution with water)	Water White Liquid	1	1	1	-	-	X	2	2	X	-	1	2	X	-	X	X	1	1	1	X	-
	Hydrocyanic Acid (98% or less)	Water White Liquid below 77°F (25°C)	1	X	-	-	-	-	-	-	-	-	1	-	X	-	X	-	-	-	-	-	-
	Hydrocyanic Acid (up to 20%)	Water White Liquid	1	1	-	-	1	2	2	2	2	-	1	1	X	-	2	-	-	-	-	-	-



CHEMICAL RESISTANCE TABLE

Contact Denver Product Application for recommendations for chemicals not listed.
 Phone: (303) 744-5070
 email: fppasupport@gates.com

1 = Preferred - Constant Contact
 2 = Acceptable - Intermittent Contact
 X = Not Recommended
 - = No Data

NOTE: Ratings are for the effect on the polymer only!

Chemical	Form (at room temperature unless otherwise stated)	Gates Hose / Polymers														Couplings / Adapters										
		Chem Master™ XTreme™ FEP		Chem Master™ Plus XLPE		Chem Master™ Plus UHMWPE		Food & Beverage Master		P	C	D	D	A	H	V	M	J	Z	G	Iron/Carbon Steel	Stainless Steel 304	Stainless Steel 316	Aluminum	Brass	Polypropylene
		T	K	L	S	EPDM	NBR	SBR	NR																	
Hydrofluoric Acid (38% or less)	Colorless Liquid	1	1	1	1	2	X	X	X	2	2	1	1	1	X	X	X	X	X	X	X	X	X	X	X	-
Hydrofluoric Acid (47% or less)	Colorless Liquid	1	1	1	1	2	X	X	X	2	2	1	2	1	X	X	X	X	X	X	X	X	X	X	X	-
Hydrofluoric Acid (53 % or less)	Colorless Liquid	1	1	X	1	-	X	X	X	2	X	1	2	1	X	X	X	X	X	X	X	X	X	X	X	-
Hydrofluoric Acid (70%)	Colorless Liquid	1	1	X	1	X	X	X	X	X	-	1	2	1	X	X	X	X	X	X	X	X	X	X	X	-
Hydrofluoric Acid (Concentrated)	Colorless Liquid	1	1	X	2	X	X	X	X	X	2	2	1	X	X	X	X	X	X	X	X	X	X	X	X	-
Hydrofluosilicic Acid	In Water	1	1	1	2	2	X	X	X	X	1	1	X	X	X	X	X	X	X	X	X	X	X	X	1	-
Hydrogen (Gas)	Gas	CONTACT DENVER PRODUCT APPLICATION																								
Hydrogen Bromide Liquefied (Anhydrous)	Liquid	1	-	-	-	1	X	X	X	-	X	1	-	X	-	-	-	-	-	-	-	-	-	-	-	-
Hydrogen Bromide Solution (HydroBromic Acid)	Liquid	1	-	-	-	-	-	-	-	-	-	-	-	-	-	-	-	-	-	-	-	-	-	-	-	-
Hydrogen Bromide, Anhydride	Colorless Gas	1	-	-	-	-	-	-	-	-	-	-	-	-	-	-	-	-	-	-	-	-	-	-	-	-
Hydrogen Chloride	Colorless Fuming Gas	1	-	-	-	-	-	-	-	-	-	1	-	1	-	-	-	-	-	-	-	-	-	-	-	-
Hydrogen Dioxide (Hydrogen Peroxide)	Liquid	1	-	-	-	2	X	-	-	2	-	1	1	-	-	-	-	-	-	-	-	-	-	-	-	-
Hydrogen Fluoride	Colorless Gas or Liquid	1	-	-	-	1	X	X	X	-	2	X	-	-	-	-	-	-	-	-	1	1	1	-	-	-
Hydrogen Peroxide (35% or less)	Liquid	1	1	1	X	1	2	X	X	1	X	1	1	X	1	1	X	2	1	1	X	2	1	1	X	-
Hydrogen Peroxide (50% or less)	Liquid	1	2	1	X	1	2	X	X	1	X	1	1	X	2	2	X	2	1	1	X	2	1	1	X	-
Hydrogen Peroxide (70% or less)	Liquid	1	2	1	X	2	X	X	X	2	-	1	1	X	X	2	X	2	1	1	X	2	1	1	X	-
Hydrogen Peroxide (90% or less)	Liquid	1	-	1	-	2	X	X	X	2	-	1	1	X	X	X	X	2	1	1	X	2	1	1	X	-
Hydrogen Sulfide	Colorless Gas	NO HOSE AVAILABLE																								
Hydrogen Sulfide, Liquefied	Liquid @ 410 PSI, 120°F (49°C)	1	-	-	-	1	X	X	-	2	X	X	-	-	-	-	-	-	-	-	-	-	-	-	-	-
Hydrolube (Water Glycol)	Liquid	1	-	1	-	1	1	-	-	2	2	1	-	-	-	1	-	-	-	-	-	-	-	-	-	-
Hydrolubric Oil (Houghton)	Liquid	1	1	-	-	X	2	-	-	-	X	-	-	-	1	2	-	-	-	-	-	-	-	-	-	-
Hydroquinone	White Crystals	1	1	-	-	X	-	X	X	X	2	X	-	-	-	-	-	1	1	-	-	-	-	-	-	-
Hydroquinone Solution	Liquid	1	-	-	-	X	X	-	X	X	1	-	-	-	2	-	1	1	-	-	-	-	-	-	-	-
Hydroxyacetic Acid	Colorless Crystals	-	-	-	-	-	-	-	1	-	-	-	-	-	-	-	-	-	-	-	-	-	-	-	-	-
Hydroxyacetic Acid Solution	Liquid	1	1	1	1	2	-	-	-	-	-	-	-	-	-	-	-	-	-	-	-	-	-	-	-	-
Hydroxyethyl Acrylate (HEA)	Liquid	1	1	1	1	X	-	-	-	-	-	1	-	1	-	-	-	-	-	-	-	-	-	-	-	-
Hydroxyethyl Acrylate Acid (HEA Acid)	Liquid	1	1	1	1	X	-	-	-	-	-	1	-	1	-	-	-	-	-	-	-	-	-	-	-	-
Hydroxyethyl Methacrylate	Clear Liquid	1	-	-	-	-	-	-	-	-	-	1	-	-	-	-	-	-	-	-	-	-	-	-	-	-
Hydroxyethyl Methacrylate Solution in Xylene	Clear Liquid	1	2	-	-	-	-	-	-	-	-	1	-	-	-	-	-	-	-	-	-	-	-	-	-	-
Hydroxypropyl Acrylate Acid (HPA Acid)	Liquid	1	1	1	1	X	-	-	-	-	-	1	-	1	-	-	-	-	-	-	-	-	-	-	-	-
Hylene (Toluene Diisocyanate)	Yellow Liquid	1	-	-	-	2	X	X	X	X	2	X	X	-	-	-	-	-	-	-	-	-	-	-	-	-
Hypochlorous Acid (only in dilute solutions)	Greenish-Yellow Aqueous Sol.	1	1	1	1	2	X	X	X	X	X	1	2	-	-	-	-	-	-	-	-	-	-	-	-	-
Ink (Printers)	Liquid	1	1	-	-	X	2	X	X	-	X	X	-	-	1	-	2	2	1	-	2	1	-	2	-	-
Ink Dil	Liquid	1	2	-	-	-	2	-	-	-	-	-	-	-	-	-	-	-	-	-	1	1	1	-	1	-
Insulating Oil (Transformer) ¹	Liquid	1	1	-	-	X	1	X	X	2	X	1	X	-	-	-	-	-	-	-	1	1	1	-	1	-
¹ Petroleum hose only.																										
Iodine	Grayish Black Granules	1	-	-	-	-	-	-	1	X	-	-	-	-	-	X	X	X	X	-	-	-	-	-	-	-
Iodine Solution	Liquid	1	1	1	1	1	-	X	X	2	-	1	-	1	-	1	-	-	-	-	-	-	-	-	-	-
Iodine, In Alcohol	Liquid	1	1	1	1	1	-	X	X	2	-	1	-	1	-	1	-	-	-	-	-	-	-	-	-	-
Iron Acetate Liquor (Black Liquor)	Black Liquid	1	1	1	1	2	2	X	X	2	2	1	2	2	-	1	1	1	1	-	1	1	1	-	1	-
Iron Hydroxide	Brown Precipitate	1	-	-	-	1	1	-	X	1	1	1	1	-	-	-	-	-	-	-	-	-	-	-	-	-
Iron Ore (Hematite)	Black to Brick Red	-	-	-	-	-	-	-	-	1	-	-	-	-	-	-	-	-	-	-	-	-	-	-	-	-
Iron Oxide (Black, Brown, Red or Yellow)	Solid	-	-	-	-	-	-	-	-	1	-	-	-	-	-	-	-	-	-	-	-	-	-	-	-	-
Iron Oxide Slurry	Slurry	-	-	-	-	-	-	-	-	1	-	-	-	-	-	-	-	-	-	-	-	-	-	-	-	-

AGRICULTURE
AIR BREATHING
AIR DUCT
AIR AND MULTI-PURPOSE
CHEMICAL
FOOD AND BEVERAGE
ENGINE AND MARINE
MATERIAL HANDLING
MINING
OILFIELD
PETROLEUM
PRESSURE WASH AND WASHDOWN
STEAM
WATER
CLAMPS
COUPLINGS AND FERRULES
HOSE FINDER
CHEMICAL RESISTANCE TABLE

CHEMICAL RESISTANCE TABLE



Contact Denver Product Application for recommendations for chemicals not listed.
 Phone: (303) 744-5070
 email: fppasupport@gates.com

1 = Preferred - Constant Contact
 2 = Acceptable - Intermittent Contact
 X = Not Recommended
 - = No Data

NOTE: Ratings are for the effect on the polymer only!

	Chemical	Form (at room temperature unless otherwise stated)	Gates Hose / Polymers														Couplings / Adapters						
			T	K	L	S	P	C	D	D	A	H	V	M	J	Z	G	Iron/Carbon Steel	Stainless Steel 304	Stainless Steel 316	Aluminum	Brass	Polypropylene
			FEF	Gator™	UHMWPE	Sanitron™	EPDM	NBR	SBR	NR	Chloroprene	Butyl	Fluorocarbon	Hypalon™	CPE	Nylon	PVC	Iron/Carbon Steel	Stainless Steel 304	Stainless Steel 316	Aluminum	Brass	Polypropylene
AGRICULTURE	Iron Salts	-	1	-	-	-	1	1	-	1	1	1	1	1	-	1	1	-	-	-	-	-	-
AIR BREATHING	Iron Sulfate Solution (Ferric Sulfate)	Liquid	1	1	1	-	2	2	2	-	2	2	1	2	1	-	1	X	1	1	X	X	1
AIR DUCT	Iron Sulfide Solution (Ferrous Sulfide)	Liquid	1	1	-	-	-	-	-	-	-	-	1	-	-	-	-	-	-	-	-	-	-
AIR AND MULTI-PURPOSE	Isoamyl Acetate	Colorless Liquid	1	-	-	-	2	X	-	X	X	X	X	X	X	-	-	-	-	-	-	-	-
CHEMICAL	Isoamyl Alcohol (Isobutyl Carbinol)	Colorless Liquid	1	-	-	-	2	2	-	2	2	2	2	2	1	-	-	-	-	-	-	-	-
FOOD AND BEVERAGE	Isoamyl Bromide	-	1	-	-	-	X	X	-	X	X	X	2	X	X	-	-	-	-	-	-	-	-
	Isoamyl Butyrate	Water White Liquid	1	-	-	-	-	X	-	X	-	X	X	X	-	-	-	-	-	-	-	-	-
ENGINE AND MARINE	Isoamyl Chloride	Colorless to Yellow Liquid	1	2	-	-	-	-	-	-	-	-	1	-	X	-	-	-	-	-	-	-	-
	Isoamyl Ether	Colorless Liquid	1	-	-	-	-	X	-	X	-	X	X	X	X	-	-	-	-	-	-	-	-
	Isoamyl Phthalate	Colorless Liquid	1	-	-	-	-	X	-	X	-	2	X	X	X	-	-	-	-	-	-	-	-
MATERIAL HANDLING	Isobutane	Colorless Gas	USE LPG HOSE ONLY														-	-	-	-	-	-	-
	Isobutane Liquid	Liquid @ 98 PSIG, 120°F (49°C)	1	-	-	-	-	-	-	-	-	-	1	-	-	-	-	-	-	-	-	-	-
MINING	Isobutanol (Isobutyl Alcohol)	Colorless Liquid	1	1	1	1	1	2	2	2	2	2	1	1	1	1	2	1	1	1	1	2	-
	Isobutene (Isobutylene)	Gas	1	-	-	-	X	1	X	X	-	-	2	X	-	-	-	-	-	-	-	-	-
	Isobutyl Acetate	Colorless Liquid	1	-	-	-	X	X	-	X	X	X	X	X	2	-	-	-	-	-	-	-	-
	Isobutyl Alcohol (Isobutanol)	Colorless Liquid	1	1	1	1	1	2	2	2	2	2	1	1	1	1	2	1	1	1	1	2	-
OILFIELD	Isobutyl Aldehyde (Isobutyraldehyde)	Colorless Liquid	1	-	-	-	2	X	-	X	X	X	X	X	2	-	-	-	-	-	-	-	-
	Isobutyl Carbinol (Primary Isoamyl Alcohol)	Colorless Liquid	1	-	-	-	2	2	-	2	2	2	2	2	-	-	-	-	-	-	-	-	-
PETROLEUM	Isobutylamine	Colorless Liquid	1	-	-	-	-	X	-	X	-	2	X	X	-	-	-	-	-	-	-	-	-
	Isobutylene (Isobutene)	Gas	1	-	-	-	X	1	X	X	-	-	2	X	-	-	-	-	-	-	-	-	-
	Isobutylene Liquid (Isobutene Liquid)	Liquid @ 88 PSIG, 120°F (49°C)	1	-	-	-	-	-	-	-	-	-	1	-	-	-	-	-	-	-	-	-	-
	Isobutyraldehyde (Isobutyl Aldehyde)	Colorless Liquid	1	-	-	-	2	X	-	X	X	X	X	X	-	-	-	-	-	-	-	-	-
PRESSURE WASH AND WASHDOWN	Isocyanate (Toluene Diisocyanate)	Water White to Yellow Liquid	1	2	1	X	X	X	X	X	X	X	1	-	-	1	-	1	1	1	-	-	-
	Isooctane	Colorless Liquid	1	2	-	X	X	1	X	X	1	X	1	1	2	1	X	1	1	1	2	1	-
	Isooctyl Adipate	Viscous Liquid	1	1	-	-	-	-	-	-	-	-	1	-	-	-	-	-	-	-	-	-	-
STEAM	Isooctyl Alcohol	Clear Liquid	1	1	1	1	1	-	-	-	-	-	1	-	-	-	-	-	-	-	-	-	-
	Isooctyl Thioglycolate	Water White Liquid	1	1	-	-	2	-	-	-	-	-	1	-	-	-	-	-	-	-	-	-	-
	Isopentane	Colorless Liquid	1	2	-	-	-	-	-	-	-	-	1	-	-	-	-	-	-	-	-	-	-
WATER	Isophorone	Water White Liquid	1	-	-	-	-	-	-	-	-	-	-	-	-	-	-	-	-	-	-	-	-
	Isophthaloyl Chloride	Liquid above 106°F (41°C)	1	-	-	-	-	-	-	-	-	-	1	-	-	-	-	-	-	-	-	-	-
CLAMPS	Isopropanol (Isopropyl Alcohol)	Colorless Liquid	1	1	1	1	1	1	2	2	2	1	1	2	1	1	2	1	1	1	1	2	1
	Isopropanolamine (MIPA)	Liquid	1	2	-	-	-	2	-	2	-	1	X	X	-	-	-	-	-	-	-	-	-
	Isopropyl Acetate	Colorless Liquid	1	1	1	1	2	X	X	X	X	2	-	X	-	1	X	1	1	1	1	1	-
	Isopropyl Alcohol (Isopropanol)	Colorless Liquid	1	1	1	1	1	1	2	2	2	1	1	2	1	1	2	1	1	1	1	2	1
	Isopropyl Benzene (Cumene)	Colorless Liquid	1	2	-	X	-	-	-	-	-	-	1	-	X	-	-	-	-	-	-	-	-
COUPLINGS AND FERRULES	Isopropyl Chloride	Colorless Liquid	1	-	-	-	-	-	-	-	-	-	1	-	X	-	-	-	-	-	-	-	-
	Isopropyl Ether	Colorless Liquid	1	1	1	-	X	X	X	X	X	2	X	X	X	1	X	1	1	1	1	1	-
	Isopropylamine	Colorless Liquid	1	1	-	2	-	-	-	-	-	-	-	-	-	-	-	-	-	-	-	-	-
HOSE FINDER	Isopropylbenzene (Cumene)	Colorless Liquid	1	2	-	X	-	-	-	-	-	-	1	-	X	-	-	-	-	-	-	-	-
	Isopropyltoluene (Cymene)	Colorless Liquid	1	-	-	-	-	-	-	-	-	-	1	-	X	1	-	1	1	1	1	1	-
	Jet Fuel A and A1 ²	Liquid	1	-	-	-	-	1	-	-	-	-	1	-	X	-	-	-	-	-	-	-	-
CHEMICAL RESISTANCE TABLE	Jet Fuel JP1 ²	Liquid	1	1	-	X	X	1	X	X	2	X	1	X	X	1	X	-	-	-	-	-	-
	Jet Fuel JP10	Liquid	1	-	-	X	X	X	X	X	X	X	1	X	-	1	X	-	-	-	-	-	-
	(Tetrahydroxydivclopentiadiene) ²	Liquid	1	-	-	X	X	X	X	X	X	X	1	X	-	1	X	-	-	-	-	-	-
	Jet Fuel JP4 ²	Liquid	1	1	-	X	X	1	X	X	2	X	1	X	X	1	X	2	1	1	2	1	-



CHEMICAL RESISTANCE TABLE

Contact Denver Product Application for recommendations for chemicals not listed.
 Phone: (303) 744-5070
 email: fppasupport@gates.com

1 = Preferred - Constant Contact
 2 = Acceptable - Intermittent Contact
 X = Not Recommended
 - = No Data

NOTE: Ratings are for the effect on the polymer only!

Chemical	Form (at room temperature unless otherwise stated)	Gates Hose / Polymers													Couplings / Adapters							
		T	K	L	S	P	C	D	D	A	H	V	M	J	Z	G	Iron/Carbon Steel	Stainless Steel 304	Stainless Steel 316	Aluminum	Brass	Polypropylene
Jet Fuel JP5 ²	Liquid	1	1	-	X	X	1	X	X	X	X	1	X	X	1	X	2	1	1	2	1	-
Jet Fuel JP8 ²	Liquid	1	1	-	X	X	1	X	X	X	1	X	-	1	X	2	1	1	2	1	-	
² Aircraft fueling hose only for fueling operations.																						
K																						
Kaolin Clay	White to Yellowish Powder	1	-	1	-	-	-	-	1	-	-	-	-	-	-	-	-	-	-	-	-	
Karo Syrup	Yellow Liquid	-	-	-	1	-	-	-	-	-	-	-	-	1	1	-	1	1	-	-	-	
Kerosene	Water White Oily Liquid	1	1	-	X	X	1	X	X	X	1	X	1	1	2	1	1	1	1	1	-	
Ketchup	Red Liquid	-	-	-	1	-	1	-	-	1	-	-	-	1	-	-	1	1	-	-	-	
Ketoglutaric Acid	In Water or Alcohol	1	1	1	1	2	-	-	-	-	-	-	-	-	-	-	-	-	-	-	-	
Ketones (ie Acetone, MEK, Cyclohexanone)	Generally Liquids	1	1	1	1	2	X	X	X	X	2	X	X	-	1	X	1	1	1	1	-	
Koch Acid	White Solid	-	-	-	-	-	-	-	1	-	-	-	-	-	-	-	-	-	-	-	-	
L																						
Lacquer - Alcohol or Acetate as Solvent	Solution	1	1	1	1	2	-	-	-	-	X	-	-	-	-	X	X	1	1	1	-	
Lacquer - Toluene or Xylene as Solvent	Solution	1	-	-	-	-	X	X	X	X	1	X	-	1	X	X	X	1	1	1	-	
Lactic Acid (90% or less)	Colorless-Yellow Liquid	1	1	1	1	2	X	2	2	1	-	1	1	-	-	X	X	2	1	X	2	
Lactic Acid, Food-Grade - 50-80%	Colorless to Yellow Liquid	1	1	1	1	2	-	X	X	-	X	1	1	-	-	-	X	2	1	X	2	
Lactic Acid, Plastic Grade - 50-80% or less	Colorless to Yellow Liquid	1	1	1	1	2	1	-	-	1	-	1	1	-	X	1	X	2	1	X	2	
Lactic Acid, USP 85-90% or less	Colorless to Yellow Syrupy Liquid	-	-	-	1	-	-	-	-	-	-	-	-	-	-	-	X	2	1	X	2	
Lactol	-	1	1	-	-	-	2	-	-	2	-	-	-	-	-	-	1	1	1	-	1	
Lard (Fat of the Hog)	Liquid above 108°F (42°C)	1	1	1	X	X	1	X	X	2	X	1	X	1	1	-	1	1	1	1	X	
Lard Oil	Colorless to Yellow Liquid	1	1	-	-	-	-	-	-	2	-	X	-	-	-	-	1	1	1	1	X	
Lasso (Alachlor)	Colorless Crystals	1	1	-	-	-	-	-	1	-	-	-	-	-	-	-	-	1	1	-	-	
Latex Paint	Liquid	1	1	1	1	1	1	2	2	-	2	1	-	-	1	1	1	1	1	1	-	
Lauryl Peroxide	White Powder	-	-	-	-	-	-	-	1	-	-	-	-	-	-	-	-	-	-	-	-	
Lauryl Alcohol	Liquid above 75°F (24°C)	1	-	-	-	-	-	-	-	-	1	-	1	-	-	-	-	-	-	-	-	
Lead Acetate	White Crystals	-	-	-	-	-	-	-	1	-	-	-	-	-	-	-	2	1	1	-	1	
Lead Acetate Solution	Solution	1	1	1	1	1	2	2	2	-	2	1	-	1	-	1	2	1	1	-	1	
Lead Arsenate	White Crystals	1	-	-	-	-	-	-	1	-	-	-	-	-	-	-	1	1	1	-	-	
Lead Arsenate Solution (In Nitric Acid)	Solution	1	1	-	-	-	-	-	-	-	1	2	-	-	-	-	-	-	-	-	-	
Lead Nitrate Solution (In Water or Alcohol)	Solution	1	1	1	1	1	2	2	2	2	1	-	1	-	1	1	1	1	-	-	-	
Lead Silicate (basic)	White Powder	-	-	-	-	-	-	-	1	-	-	-	-	-	-	-	-	-	-	-	-	
Lead Sulphate (Basic, Blue Basic, Tribasic)	White to Blue Powder	-	-	-	-	-	-	-	1	-	-	-	-	-	-	-	1	1	1	-	-	
Lead, Tetraethyl (Tetraethyl Lead)	Colorless Oily Liquid	1	2	-	-	X	2	X	X	X	X	1	X	-	2	1	-	-	-	-	-	
Lead, Tetramethyl (Tetramethyl Lead)	Colorless Liquid	1	-	-	-	X	2	X	X	X	X	1	X	-	-	-	-	-	-	-	-	
Lecithin	Light Brown Viscous Liquid-Solid	1	1	-	-	-	X	-	-	2	-	-	-	-	-	-	-	1	1	-	-	
Ligroin	Clear Liquid	1	2	-	-	X	1	X	X	X	X	1	X	-	1	X	2	1	1	-	-	
Lime (Calcium Oxide)	White to Gray Lumpy Solid	-	-	-	-	-	-	-	1	-	-	-	-	-	-	-	-	-	2	-	-	
Lime Sulfur Solution	Solution	1	1	1	1	2	X	X	X	1	X	1	2	-	-	2	2	1	1	X	X	

AGRICULTURE
AIR BREATHING
AIR DUCT
AIR AND MULTI-PURPOSE
CHEMICAL
FOOD AND BEVERAGE
ENGINE AND MARINE
MATERIAL HANDLING
MINING
OILFIELD
PETROLEUM
PRESSURE WASH AND WASHDOWN
STEAM
WATER
CLAMPS
COUPLINGS AND FERRULES
HOSE FINDER
CHEMICAL RESISTANCE TABLE

CHEMICAL RESISTANCE TABLE



	Contact Denver Product Application for recommendations for chemicals not listed. Phone: (303) 744-5070 email: fppasupport@gates.com		Gates Hose / Polymers													Couplings / Adapters							
			Chem Master™ XTreme™ FEP	Chem Master™ Plus XLPE	Chem Master™ Plus UHMWPE	Food & Beverage Master																	
AGRICULTURE			T	K	L	S	P	C	D	D	A	H	V	M	J	Z	G	Iron/Carbon Steel	Stainless Steel 304	Stainless Steel 316	Aluminum	Brass	Polypropylene
AIR BREATHING	1 = Preferred - Constant Contact 2 = Acceptable - Intermittent Contact X = Not Recommended - = No Data		FEP	Gator™	UHMWPE	Sanitron™	EPDM	NBR	SBR	NR	Chloroprene	Butyl	Fluorocarbon	Hypalon™	CPE	Nylon	PVC	Iron/Carbon Steel	Stainless Steel 304	Stainless Steel 316	Aluminum	Brass	Polypropylene
AIR DUCT	NOTE: Ratings are for the effect on the polymer only!																						
AIR AND MULTI-PURPOSE	Chemical	Form (at room temperature unless otherwise stated)																					
CHEMICAL	Lime, Chlorinated (Bleaching Solution)	Solution	1	1	1	1	2	2	2	2	X	2	1	X	-	-	2	X	2	1	-	-	-
	Lime, Chlorinated (normal 35-37% Chlorine)	White Powder	-	-	-	-	-	-	-	1	-	-	-	-	-	-	-	-	-	2	-	-	-
FOOD AND BEVERAGE	Lime, Hydraulic (Calced Limestone)	Powder	-	-	-	-	-	-	-	1	-	-	-	-	-	-	-	-	-	-	-	-	-
	Lime, Slaked (Calcium Hydroxide)	White Crystalline Powder	-	-	-	-	-	-	-	1	-	-	-	-	-	-	-	-	-	-	-	-	-
ENGINE AND MARINE	Limestone	Powder or Lumps	-	-	-	-	-	-	-	1	-	-	-	-	-	-	-	-	-	-	-	-	-
	Limonene	Colorless Liquid	1	2	1	X	X	X	X	X	-	-	1	-	-	1	-	1	1	1	1	1	-
	Lindane (Aq Spray)	-	1	1	-	-	-	-	-	-	-	-	-	-	-	1	-	-	1	1	-	-	-
MATERIAL HANDLING	Linoleic Acid	Colorless to Straw Colored Liquid	1	1	1	-	X	2	-	-	X	X	1	-	-	-	1	-	-	-	-	-	-
	Linseed/Flax Seed	Yellow Amber to Brown Liquid	1	1	X	2	2	2	X	X	2	-	1	1	1	1	1	2	1	1	1	2	-
	Liquid Soap	Liquid	1	1	1	-	2	-	2	2	-	2	-	-	-	-	2	1	1	1	1	1	-
MINING	Lithium Chloride	White Crystals	-	-	X	-	-	-	-	1	-	-	-	-	-	-	-	-	-	-	-	-	-
	Lithium Chloride (35-40% Brine)	Solution	X	1	X	-	-	-	-	-	-	-	1	-	-	-	-	-	-	-	-	-	-
OILFIELD	Lubricating Oil Diester (Under 135°F/57°C)	Liquid	1	1	-	-	X	2	X	X	-	X	1	-	-	-	X	1	1	1	1	1	-
	Lubricating Oil (SAE 10, 20, 30, 40, & 50)	Liquid	1	-	-	-	-	2	-	-	2	-	-	-	-	1	-	1	1	1	1	1	-
PETROLEUM	Lubricating Oil (Under 120°F/49°C)	Liquid	1	1	-	-	X	1	X	X	2	X	1	2	1	1	2	1	1	1	1	1	-
	Machine Oil (Under 135°F/57°C)	Liquid	1	1	-	-	X	1	X	X	1	X	1	2	-	1	2	1	1	1	1	1	-
	Magnesite	White to Brown Crystalline Solid	-	-	-	-	-	-	-	1	-	-	-	-	-	-	-	-	-	-	-	-	-
PRESSURE WASH AND WASHDOWN	Magnesium	Powder	-	-	-	-	-	-	-	1	-	-	-	-	-	-	-	-	-	-	-	-	-
	Magnesium Acetate	Colorless Crystalline Aggregate	-	-	-	-	-	-	-	1	-	-	-	-	-	-	-	-	-	-	-	-	-
	Magnesium Acetate Solution	In Water or Alcohol	1	1	1	1	1	1	1	1	-	1	1	1	1	1	1	-	-	-	-	-	-
STEAM	Magnesium Carbonate	White Powder	-	-	-	-	-	-	-	1	-	-	-	-	-	-	-	1	1	1	-	-	-
	Magnesium Carbonate Solution (in Acid)	Liquid Solution	1	1	1	1	-	-	-	-	-	-	1	-	-	-	-	-	1	1	1	-	-
	Magnesium Chloride	Colorless to White	1	-	1	-	-	-	-	1	-	-	-	-	-	-	-	X	2	1	X	2	-
WATER	Magnesium Chloride Brine	Solution	1	1	1	1	1	1	-	1	-	-	1	-	-	-	-	-	-	-	-	-	-
	Magnesium Chloride, Hydrated (in H2O or Alcohol)	Solution	1	1	1	1	1	-	-	1	-	-	1	-	-	-	-	-	-	-	-	-	-
	Magnesium Hydroxide	White Powder	-	-	-	-	-	-	-	1	-	-	-	-	-	-	-	1	1	1	X	-	-
CLAMPS	Magnesium Hydroxide Solution (in Dilute Acid)	Liquid Solution	1	1	1	-	-	-	-	-	-	-	1	-	-	-	-	1	1	1	X	-	-
	Magnesium Nitrate	White Crystals	-	-	-	-	-	-	-	1	-	-	-	-	-	-	-	1	1	1	X	1	-
COUPLINGS AND FERRULES	Magnesium Nitrate Solution (in H2O or Alcohol)	Liquid Solution	1	1	1	1	1	1	-	-	-	-	1	-	-	-	-	1	1	1	X	1	-
	Magnesium Oxide, Dry	White Powder	-	-	-	-	-	-	-	1	-	-	-	-	-	-	-	-	-	-	-	-	-
HOSE FINDER	Magnesium Oxide, Slurry	-	1	1	-	-	1	2	-	2	1	-	1	-	-	-	-	-	-	-	-	-	-
	Magnesium Sulfate Solution	Liquid Solution	1	1	1	1	1	1	1	1	2	1	1	1	1	-	1	2	1	1	-	1	-
	Malathion (Ag Spray Dilute)	Clear to Amber Liquid	1	1	1	-	2	-	X	X	-	1	1	-	-	1	1	1	1	1	-	1	-
CHEMICAL RESISTANCE TABLE	Malathion (Ag Spray)	Clear to Amber Liquid	1	1	-	-	2	-	-	-	-	1	-	-	-	1	-	1	1	1	-	1	-
	Maleic Acid	Liquid	NO HOSE AVAILABLE																				
	Maleic Acid Solution	Solution	1	1	1	1	1	2	2	2	X	-	1	-	-	-	X	2	2	1	-	-	-
	Maleic Anhydride	Colorless Needles	1	-	-	-	-	-	-	-	-	-	-	-	-	-	-	-	-	-	-	-	-
	Maleic Anhydride (Heated Liquid)	Liquid above 124°F (53°C)	1	-	X	-	-	-	-	-	-	-	-	-	-	-	-	-	-	-	-	-	-
	Malic Acid (dl form)	Colorless Crystals	-	-	-	-	-	-	-	1	-	-	-	-	-	-	-	-	-	-	-	-	-



CHEMICAL RESISTANCE TABLE

Contact Denver Product Application for recommendations for chemicals not listed.
 Phone: (303) 744-5070
 email: fppasupport@gates.com

- 1 = Preferred - Constant Contact
- 2 = Acceptable - Intermittent Contact
- X = Not Recommended
- = No Data

NOTE: Ratings are for the effect on the polymer only!

Chemical	Form (at room temperature unless otherwise stated)	Gates Hose / Polymers														Couplings / Adapters											
		Chem Master™ Xtreme™ FEP		Chem Master™ Plus XLPE		Chem Master™ Plus UHMWPE		Food & Beverage Master		P	C	D	D	A	H	V	M	J	Z	G	Iron/Carbon Steel	Stainless Steel 304	Stainless Steel 316	Aluminum	Brass	Polypropylene	
		T	K	L	S	EPDM	NBR	SBR	NR																		Chloroprene
Malic Acid Solution (in H2O or Alcohol)	Solution	1	1	1	1	2	-	-	-	-	-	-	-	-	1	-	-	-	-	-	-	-	-	-	-	-	-
Malt Extract (Maltine)	Light Brown Viscous Liquid	1	1	1	1	1	-	-	-	-	-	-	-	-	1	-	-	-	-	-	-	-	-	-	-	-	-
Malt, Dry	Yellow to Amber Grain	-	-	-	-	-	-	-	1	-	-	-	-	-	-	-	-	-	-	-	-	-	-	-	-	-	-
Maltine (Malt Extract)	Light Brown Viscous Liquid	1	1	1	1	1	-	-	-	-	-	-	-	-	1	-	-	-	-	-	-	-	-	-	-	-	-
Manganese Salts	-	1	-	-	-	1	X	X	-	-	1	1	-	1	-	-	1	-	-	-	-	-	-	-	-	-	-
Manganese Sulfate (Manganous Sulfate)	Pale Red Solid	-	-	-	-	-	-	-	1	-	-	-	-	-	-	-	-	-	-	-	-	-	-	-	-	-	-
Manganese Sulfate Solution	Solution in Water	1	1	-	-	1	2	2	-	-	1	1	1	-	1	-	1	-	-	-	-	-	-	-	-	-	-
Manganese Sulfide (Manganous Sulfide)	Green Crystals	-	-	-	-	-	-	-	1	-	-	-	-	-	-	-	-	-	-	-	-	-	-	-	-	-	-
Manganese Sulfite (Manganous Sulfite)	Black to Brownish Red Powder	-	-	-	-	-	-	-	1	-	-	-	-	-	-	-	-	-	-	-	-	-	-	-	-	-	-
MAPP Gas (Methylacetylene Propadiene)	Liquid	USE LPG HOSE ONLY																									
Maxmul (Penzoil Hydraulic Fluid)	Liquid	1	-	-	-	1	-	-	2	-	-	-	-	-	-	-	-	-	1	-	1	-	-	-	-	-	-
Mayonnaise	Semi-Liquid	1	1	-	2	-	-	-	-	-	-	-	-	-	-	-	-	1	-	-	-	-	-	-	-	-	-
MBK (Methyl Butyl Ketone)	Colorless Liquid	1	1	-	-	2	X	X	X	X	2	X	X	2	-	X	1	1	1	1	1	1	1	1	1	1	-
MEK (Methyl Ethyl Ketone)	Colorless Liquid	1	2	1	1	2	X	X	X	X	2	X	X	2	1	X	1	1	1	1	1	1	1	1	1	1	-
Mercuric Chloride	White Powder	-	-	-	-	-	-	-	1	-	-	-	-	-	-	-	-	-	X	1	1	X	X	-	-	-	-
Mercuric Chloride Solution (in H2O or Alcohol)	Solution	1	1	-	-	2	2	2	1	1	2	-	1	1	-	2	X	1	1	X	X	-	-	-	-	-	-
Mercuric Cyanide	Colorless Transparent Prisms	-	-	-	-	-	-	-	1	-	-	-	-	-	-	-	-	-	-	-	-	-	-	X	-	-	-
Mercuric Cyanide Solution (in H2O or Alcohol)	Solution	1	1	-	-	2	2	2	2	1	2	-	1	-	-	-	-	-	-	-	-	-	-	X	-	-	-
Mercurous Nitrate Solution	Solution	1	1	1	-	2	-	-	-	-	-	1	-	-	-	-	-	1	1	1	X	-	-	-	-	-	-
Mercury	Silver Liquid	1	1	1	-	2	2	2	1	2	-	1	1	-	1	1	1	1	1	X	X	-	-	-	-	-	-
Mercury Vapor	Gas	NO HOSE AVAILABLE																									
Mesityl Oxide (Methyl Isobutanyl Ketone)	Colorless Oily Liquid	1	1	1	-	2	X	X	X	X	2	X	X	2	-	X	1	1	1	1	1	1	1	1	1	1	-
Mesitylene (Trimethylbenzene)	Liquid	1	-	-	X	X	X	X	X	X	1	-	-	1	X	-	-	-	-	-	-	-	-	-	-	-	-
Metallic Soaps (Aluminum, Calcium, Zinc)	Solids @ Room Temperature	1	1	1	-	X	1	X	X	-	X	1	2	1	-	-	1	1	1	1	1	1	1	1	1	1	-
Methyl Alcohol (Methylalcohol)	Colorless Liquid	1	-	-	-	1	-	2	-	2	2	2	-	-	-	-	-	-	-	-	-	-	-	-	-	-	-
Methane	Gas	1	-	-	-	1	-	-	-	-	1	-	-	-	-	-	-	-	-	-	-	-	-	-	-	-	-
Methanol (Methyl Alcohol)	Colorless Liquid	1	1	1	1	1	1	1	1	1	1	X	1	1	1	2	1	1	1	1	1	1	1	1	2	-	-
Methionine	White Crystalline Powder	-	-	-	-	-	-	-	1	-	-	-	-	-	-	-	-	-	-	-	-	-	-	-	-	-	-
Methoxychlor Solution (in Alcohol)	Solution	1	1	-	-	-	-	-	-	-	-	-	-	-	-	1	-	1	1	1	-	-	-	-	-	-	-
Methylamine (Monomethylamine)	Liquid	1	-	-	-	-	-	-	-	-	-	-	-	-	-	1	X	1	1	1	-	-	-	-	-	-	-
Methyl Acetate	Colorless Liquid	1	2	-	-	2	X	X	X	X	2	X	X	1	1	X	1	1	1	1	1	1	1	1	1	1	-
Methyl Acetoacetate	Colorless Liquid	1	-	-	-	2	X	-	X	X	2	X	X	-	-	-	-	-	-	-	-	-	-	-	-	-	-
Methyl Acetone	Water White Liquid	1	-	-	-	1	X	-	X	-	2	X	X	-	-	1	-	-	-	-	-	-	-	-	-	-	-
Methyl Acrylate (Inhibited)	Colorless Liquid	1	2	-	2	2	X	X	X	X	X	X	X	-	-	-	1	1	1	1	1	1	1	1	1	1	-
Methyl Acrylate Acid (Methylacrylic Acid)	White Solid	1	1	1	1	2	2	X	X	-	1	X	-	1	X	-	-	-	-	-	-	-	-	-	-	-	-
Methyl Alcohol (100%) (Methanol)	Colorless Liquid	1	1	1	1	1	1	1	1	1	1	X	1	1	1	2	1	1	1	1	1	1	1	2	-	-	-
Methyl Bromide	Liquid @ 55 PSIG @ 120°F (49°C)	1	1	-	-	X	X	X	X	X	X	1	X	-	1	X	1	1	1	1	-	1	-	-	-	-	-
Methyl Bromoacetate	Colorless to Straw Colored Liquid	1	1	1	-	-	-	-	-	-	-	-	-	-	-	-	-	-	-	-	-	-	-	-	-	-	-
Methyl Butanethiol (Butyl Mercaptan)	Liquid	1	1	-	X	X	-	X	X	-	X	1	-	-	-	X	-	1	1	-	-	-	-	-	-	-	-

AGRICULTURE
AIR BREATHING
AIR DUCT
AIR AND MULTI-PURPOSE
CHEMICAL
FOOD AND BEVERAGE
ENGINE AND MARINE
MATERIAL HANDLING
MINING
OILFIELD
PETROLEUM
PRESSURE WASH AND WASHDOWN
STEAM
WATER
CLAMPS
COUPLINGS AND FERRULES
HOSE FINDER
CHEMICAL RESISTANCE TABLE

CHEMICAL RESISTANCE TABLE



AGRICULTURE	Contact Denver Product Application for recommendations for chemicals not listed. Phone: (303) 744-5070 email: fppasupport@gates.com
AIR BREATHING	1 = Preferred - Constant Contact 2 = Acceptable - Intermittent Contact X = Not Recommended - = No Data
AIR DUCT	
AIR AND MULTI-PURPOSE	NOTE: Ratings are for the effect on the polymer only!
CHEMICAL	
FOOD AND BEVERAGE	
ENGINE AND MARINE	
MATERIAL HANDLING	
MINING	
OILFIELD	
PETROLEUM	
PRESSURE WASH AND WASHDOWN	
STEAM	
WATER	
CLAMPS	
COUPLINGS AND FERRULES	
HOSE FINDER	
CHEMICAL RESISTANCE TABLE	

		Gates Hose / Polymers													Couplings / Adapters						
Chemical	Form (at room temperature unless otherwise stated)	Chem Master [®] -Xtreme [®] -FEP	Chem Master [™] -Plus XLPE	Chem Master [™] -Plus UHMWPE	Food & Beverage Master																
		T	K	L	S	P	C	D	D	A	H	V	M	J	Z	G	Iron/Carbon Steel	Stainless Steel 304	Stainless Steel 316	Aluminum	Brass
		FEP	Gator [™]	UHMWPE	Sanitron [™]	EPDM	NBR	SBR	NR	Chloroprene	Butyl	Fluorocarbon	Hypalon [®]	CPE	Nylon	PVC					
Methyl Butanol (2-Methyl-1-Butanol)	Colorless Liquid	1	1	1	1	1	1	-	-	-	-	1	1	1	1	1	-	-	-	-	-
Methyl Butyl Ketone (MBK)	Colorless Liquid	1	1	-	-	2	X	X	X	X	2	X	X	2	-	X	1	1	1	1	1
Methyl Carbitol (Diethylene Glycol Methyl Ether)	Colorless Liquid	1	1	-	1	1	-	X	X	-	X	1	X	1	-	-	-	-	-	-	-
Methyl Cellosolve (Diethylene Glycol Methyl Ether)	Colorless Liquid	1	1	-	1	1	-	X	X	-	X	X	X	1	-	-	-	-	-	-	-
Methyl Chloride	Liquid @ 160PSIG @ 120°F (49°C)	1	2	-	X	X	X	X	X	X	1	X	X	X	-	X	1	1	1	1	1
Methyl Chloroform (1,1,1 Trichloroethane)	Colorless Liquid	1	2	-	X	X	X	X	X	X	1	X	X	X	X	-	-	-	-	-	-
Methyl Chloroformate	Colorless Liquid	1	-	-	-	X	X	X	X	X	1	X	-	-	-	-	-	-	-	-	-
Methyl Cyanide (Acetonitrile)	Colorless Liquid	1	1	2	1	2	X	2	2	X	X	X	1	-	1	1	1	1	1	1	1
Methyl Cyclohexane	Colorless Liquid	1	-	-	X	X	1	X	X	-	X	1	X	2	1	-	-	-	-	-	-
Methyl Ethyl Ketone (MEK)	Colorless Liquid	1	2	1	1	2	X	X	X	X	2	X	X	2	1	X	1	1	1	1	1
Methyl Formate	Colorless Liquid	1	1	-	-	2	X	X	X	2	2	X	X	-	-	-	1	1	1	1	1
Methyl Hexanol	-	1	-	-	-	-	1	-	1	-	1	2	1	-	-	-	-	-	-	-	-
Methyl Hexanone (Methyl Isoamyl Ketone)	Colorless Liquid	1	-	-	-	-	X	-	X	-	2	X	X	-	-	-	-	-	-	-	-
Methyl Hexyl Ketone	Colorless Liquid	1	-	-	-	-	X	-	X	-	2	X	X	-	-	-	-	-	-	-	-
Methyl Isoamyl Ketone (Methyl Hexanone)	Colorless Liquid	1	-	-	-	-	X	-	X	-	2	X	X	-	-	-	-	-	-	-	-
Methyl Isobutanyl Ketone (Mesityl Oxide)	Colorless Oily Liquid	1	1	1	-	2	X	X	X	X	2	X	X	X	-	X	1	1	1	1	1
Methyl Isobutyl Ketone (MIBK)	Colorless Liquid	1	2	-	-	-	X	X	X	X	2	X	X	X	1	X	-	-	-	-	-
Methyl Isopropyl Ketone	Colorless Liquid	1	2	-	-	2	X	X	X	X	2	X	X	X	1	X	1	1	1	1	1
Methyl Methacrylate	Colorless Liquid	1	2	-	2	2	X	X	X	X	X	X	2	2	-	1	1	1	1	-	-
Methyl Methacrylate Monomer, Inhibited	Colorless Liquid	1	-	-	-	X	X	X	X	X	X	X	X	-	X	X	-	-	-	-	-
Methyl Phenol (Cresol)	Liquid above 95°F (35°C)	1	2	-	-	-	X	X	X	X	2	1	X	1	X	-	2	1	1	1	2
Methyl Propyl Carbinol (2 Pentanol)	Colorless Liquid	1	1	1	1	1	-	-	-	-	1	1	-	1	-	-	-	-	-	-	-
Methyl Propyl Ether	Colorless Liquid	1	-	-	-	-	X	-	X	-	X	-	2	-	-	-	-	-	-	-	-
Methyl Propyl Ketone (Pentanone)	Water White Liquid	1	-	-	-	2	X	-	X	X	2	X	X	-	-	X	-	-	-	-	-
Methyl Salicylate	Yellow to Red Liquid	1	1	-	-	2	2	-	-	2	2	-	-	-	-	1	1	1	1	1	1
Methyl Stearate	Liquid above 99°F (38°C)	1	1	-	-	-	-	-	-	-	-	-	-	-	-	-	-	-	-	-	-
Methyl Sulfate (Dimethyl Sulfate)	Colorless Liquid	1	1	-	-	X	X	X	X	X	2	X	X	-	1	1	-	-	-	-	-
Methyl-2-Pyrrolidone	Colorless Liquid	-	2	-	-	-	-	-	-	-	-	-	-	-	-	-	-	-	-	-	-
Methyl-n-Amyl Carbinol	Colorless Liquid	1	1	-	-	-	-	-	-	-	-	-	-	1	-	-	-	-	-	-	-
Methyl-n-Amylketone	Water White Liquid	1	1	-	-	-	-	-	-	-	-	-	-	-	-	-	-	-	-	-	-
Methylacetylene Propadiene (MAPP Gas)	Liquid @ 107 PSIG @ 68°F (20°C)	1	-	-	-	-	-	-	-	-	-	1	-	-	-	-	-	-	-	-	-
Methylacrylic Acid (Crotonic Acid)	White Crystalline Solid	1	1	1	1	2	2	X	X	-	1	1	-	1	X	-	-	-	-	-	-
Methylal	Colorless Liquid	1	-	-	-	-	-	-	-	-	-	-	-	1	-	-	-	-	-	-	-
Methylallyl Alcohol (Methallyl Alcohol)	Colorless Liquid	1	-	-	-	-	1	-	2	-	2	2	2	-	-	-	-	-	-	-	-
Methylallyl Chloride	Colorless to Straw Colored Liquid	1	-	-	-	-	-	-	-	-	-	1	-	-	-	-	-	-	-	-	-
Methylamine (30-40% in H2O)	Colorless Liquid	1	1	-	-	2	X	-	-	-	-	-	-	-	-	X	-	-	-	-	-
Methylamine (Anhydrous)	Liquid @ 120 PSIG @ 120°F (49°C)	1	-	-	-	-	-	-	-	-	-	-	-	-	-	X	-	-	-	-	-
Methylamyl Acetate	Colorless Liquid	1	-	-	-	-	-	-	-	-	-	-	-	-	-	-	-	-	-	-	-
Methylamyl Alcohol	Colorless Liquid	1	1	-	-	-	-	-	-	-	-	1	-	-	-	-	-	-	-	-	-
Methylaniline	Colorless to Brown Liquid	1	1	1	1	2	X	-	-	X	-	1	2	-	X	X	-	-	-	-	-
Methyldiethanolamine	Colorless Liquid	1	1	-	1	-	-	-	-	-	-	-	-	-	-	-	-	-	-	-	-



CHEMICAL RESISTANCE TABLE

Contact Denver Product Application for recommendations for chemicals not listed.
 Phone: (303) 744-5070
 email: fppasupport@gates.com

- 1 = Preferred - Constant Contact
- 2 = Acceptable - Intermittent Contact
- X = Not Recommended
- = No Data

NOTE: Ratings are for the effect on the polymer only!

Chemical	Form (at room temperature unless otherwise stated)	Gates Hose / Polymers														Couplings / Adapters						
		T	K	L	S	P	C	D	D	A	H	V	M	J	Z	G	Iron/Carbon Steel	Stainless Steel 304	Stainless Steel 316	Aluminum	Brass	Polypropylene
		FEP	Gator™	UHMWPE	Sanitron™	EPDM	NBR	SBR	NR	Chloroprene	Butyl	Fluorocarbon	Hypalon™	CPE	Nylon	PVC	Iron/Carbon Steel	Stainless Steel 304	Stainless Steel 316	Aluminum	Brass	Polypropylene
Methylene Bromide	Clear Liquid	1	-	-	-	-	2	-	-	-	-	-	-	-	X	-	-	-	-	-	-	-
Methylene Chloride (70°F)	Liquid	1	1	1	-	-	-	-	-	-	-	-	-	-	-	-	-	-	-	-	-	-
Methylene Chloride (Dichloromethane)	Colorless Liquid	1	1	2	X	X	X	X	X	X	2	X	X	X	X	1	1	1	1	1	1	-
Methylene Dichloride	Colorless Liquid	1	1	1	X	X	X	X	X	X	1	X	X	X	X	1	1	1	X	1	-	-
Methylene Diphenyl Diisocyanate, MDI	Liquid above 99°F (37°C)	-	1	-	-	-	-	-	-	-	-	-	-	-	-	-	-	-	-	-	-	-
Methylstyrene	Colorless Liquid	1	-	-	-	-	-	-	-	-	1	-	-	-	-	-	-	-	-	-	-	-
MIBK (Methyl Isobutyl Ketone)	Colorless Liquid	1	2	-	-	-	X	X	X	X	2	X	X	2	1	X	-	-	-	-	-	-
Milk	White Liquid	USE FDA HOSE ONLY																				
Mineral Oil	Colorless Liquid	1	1	1	X	X	1	X	X	1	X	1	1	1	1	1	1	1	2	1	-	-
Mineral Spirits (VMGP Naphtha)	Colorless Liquid	1	1	-	X	X	1	X	X	-	X	1	X	-	1	-	1	1	1	2	1	-
MIPA (Isopropanolamine)	Liquid	1	-	-	-	2	-	2	-	1	X	X	-	-	-	-	-	-	-	-	-	-
Mobile Therm 603	Liquid	1	1	-	-	1	-	-	-	-	1	-	-	-	-	1	1	1	1	1	1	-
Malasses	Brown Liquid	1	1	-	1	1	2	2	2	2	1	1	1	-	2	2	1	1	2	X	-	-
Monochloroacetic Acid	Colorless to Light Brown Crystals	1	1	X	-	-	-	X	-	-	-	-	-	-	-	-	-	-	-	-	-	-
Monochloroacetic Acid Solution (in H2O or Alcohol)	Liquid Solution	1	1	X	1	2	-	-	-	-	-	-	-	X	-	X	X	-	2	1	-	-
Monochlorobenzene	Clear Liquid	1	2	-	X	X	X	X	X	X	1	X	X	X	X	1	1	1	-	1	-	-
Monoethanolamine	Colorless Liquid	1	2	1	1	2	2	2	2	2	2	X	X	1	1	2	1	1	1	-	1	-
Monoethylamine	Liquid @ 15 PSIG @ 120°F (49°C)	1	2	-	1	1	X	X	X	X	2	X	X	1	-	-	-	1	1	-	1	-
Monoethylamine Solution (70% or less)	Liquid Solution	1	1	-	1	-	-	-	-	-	-	-	-	-	-	-	-	-	-	-	-	-
Mono glycerides	Liquid to Solid	1	1	-	-	-	-	-	-	-	-	-	-	-	-	-	-	-	-	-	-	-
Monomethylamine (Methylamine)	Liquid @ 120 PSIG @ 120°F (49°C)	1	-	-	-	-	-	-	-	-	-	-	-	X	-	X	1	1	1	-	-	-
Monopentaerythritol (Pentaerythritol)	White Powder	-	-	-	-	-	-	1	-	-	-	-	-	-	-	-	-	-	-	-	-	-
Monopentaerythritol Solution	Liquid Solution	1	1	1	1	1	-	-	-	-	1	-	-	-	-	-	-	-	-	-	-	-
Monosodium Phosphate (Monobasic)	White Powder	1	1	-	-	2	-	2	2	X	2	-	-	1	1	1	-	1	1	X	X	-
Morpholine	Colorless Liquid	1	-	-	-	-	-	-	-	-	-	-	-	-	-	-	-	-	-	-	-	-
Mortar, Inorganic	Powder	-	-	-	-	-	-	1	-	-	-	-	-	-	-	-	-	-	-	-	-	-
Motor Oil	Liquid	1	1	-	X	X	1	X	X	2	X	1	2	1	1	2	1	1	1	1	1	-
Mould Oil	Liquid	1	1	-	-	-	-	-	-	-	-	-	-	-	-	1	1	1	-	-	-	-
Mouth Wash	Liquid	1	-	1	1	-	-	-	-	-	-	-	-	-	-	1	1	1	1	1	1	-
MTBE (Methyl Tertiary Butyl Ether)	Colorless Liquid	-	2	-	2	-	-	-	-	-	X	-	-	-	-	-	-	-	-	-	-	-
Muriatic Acid (Hydrochloric)	Colorless to Yellow Liquid	1	1	1	1	X	X	2	2	X	2	1	2	1	X	X	X	X	X	X	X	-
Mustard	Liquid	1	-	-	2	-	-	1	1	1	1	-	1	-	-	-	X	1	1	-	-	-
N																						
n-Hexaldehyde	Colorless Liquid	1	1	-	-	2	X	X	X	2	1	-	-	-	-	-	-	-	-	-	-	-
n-Methyl-2-Pyrrolidone	Colorless Liquid	-	2	-	-	-	-	-	-	-	-	-	-	-	-	-	-	-	-	-	-	-
n-Octane	Colorless Liquid	1	2	1	X	X	1	X	X	-	X	1	X	1	1	X	-	-	-	-	-	-
Naphtha (Low Aromatic Content)	Liquid	1	1	-	X	X	2	X	X	X	X	1	X	1	-	X	2	1	1	-	1	-
Naphthalene	White Crystalline Flakes	-	-	-	-	-	-	-	1	-	-	-	-	-	-	-	1	1	1	1	1	-
Naphthenic Acid	Commercial Grade is Dark Fluid	1	1	-	2	-	2	-	-	-	-	1	-	-	-	1	-	-	-	-	-	-
Neohexane	Colorless Liquid	1	-	-	X	1	-	-	2	-	1	-	-	1	-	-	-	-	-	-	-	-
Neutral Oil	Liquid	1	1	1	-	X	2	X	X	2	X	1	-	-	1	-	1	1	1	-	1	-
Nickel Acetate	Green Crystals	-	-	-	-	-	-	1	-	-	-	-	-	-	-	1	1	1	1	1	1	-
Nickel Acetate Solution (In Water or Alcohol)	Solution	1	1	1	1	2	-	2	2	-	1	-	-	-	-	1	1	1	1	1	1	-

AGRICULTURE
AIR BREATHING
AIR DUCT
AIR AND MULTI-PURPOSE
CHEMICAL
FOOD AND BEVERAGE
ENGINE AND MARINE
MATERIAL HANDLING
MINING
OILFIELD
PETROLEUM
PRESSURE WASH AND WASHDOWN
STEAM
WATER
CLAMPS
COUPLINGS AND FERRULES
HOSE FINDER
CHEMICAL RESISTANCE TABLE

CHEMICAL RESISTANCE TABLE



		Gates Hose / Polymers															Couplings / Adapters					
		Chem Master [®] -XTreme [™] -FEP	Chem Master [™] -Plus XLPE	Chem Master [™] -Plus UHMWPE	Food & Beverage Master																	
		T	K	L	S	P	C	D	D	A	H	V	M	J	Z	G	Iron/Carbon Steel	Stainless Steel 304	Stainless Steel 316	Aluminum	Brass	Polypropylene
		FEP	Gaion [™]	UHMWPE	Sanitron [™]	EPDM	NBR	SBR	NR	Chloroprene	Butyl	Fluorocarbon	Hypalon [™]	CPE	Nylon	PVC						
AGRICULTURE	Contact Denver Product Application for recommendations for chemicals not listed. Phone: (303) 744-5070 email: fppasupport@gates.com																					
AIR BREATHING	1 = Preferred - Constant Contact 2 = Acceptable - Intermittent Contact X = Not Recommended - = No Data																					
AIR DUCT																						
AIR AND MULTI-PURPOSE	NOTE: Ratings are for the effect on the polymer only!																					
CHEMICAL	Chemical	Form (at room temperature unless otherwise stated)																				
FOOD AND BEVERAGE	Nickel Carbonate	-	-	-	-	-	-	-	1	-	-	-	-	-	-	-	-	-	-	-	-	-
FOOD AND BEVERAGE	Nickel Chloride	-	-	-	-	-	-	-	1	-	-	-	-	-	-	-	X	2	2	X	X	-
	Nickel Chloride Solution (In Water or Alcohol)	1	1	-	-	2	2	2	2	2	2	1	2	1	-	1	X	2	2	X	X	-
ENGINE AND MARINE	Nickel Nitrate	-	-	-	-	-	-	-	1	-	-	-	-	-	-	-	-	-	2	X	-	-
	Nickel Nitrate Solution (In Water or Alcohol)	1	1	-	-	2	2	2	2	2	2	1	2	1	-	2	-	-	2	X	-	-
MATERIAL HANDLING	Nickel Plating Solution	1	1	-	-	-	2	2	2	-	-	-	2	-	-	X	-	1	1	-	-	-
	Nickel Salts	1	1	-	-	1	1	1	1	1	1	1	1	-	1	2	-	-	-	-	-	-
MINING	Nickel Sulfate	-	-	-	-	-	-	-	1	-	-	-	-	-	-	-	-	2	1	X	X	-
	Nickel Sulfate Solution	1	1	-	-	2	2	2	2	2	2	1	2	1	-	1	-	2	1	X	X	-
OILFIELD	Nicotine Salts (ie Nicotine Hydrochloride)	1	1	-	-	-	-	-	-	-	-	-	-	-	-	1	1	X	2	-	-	-
	Niter Cake (Sodium Bisulfate)	1	1	-	-	1	1	1	1	1	1	1	1	1	1	1	X	1	1	X	X	-
PETROLEUM	Niter Cake Solution	1	1	1	1	2	-	X	X	-	2	1	1	1	-	-	-	-	-	-	-	-
	Nitric Acid (25% or less)	1	1	1	2	2	X	X	X	X	2	1	2	X	X	X	X	2	2	-	X	-
PRESSURE WASH AND WASHDOWN	Nitric Acid (10%)	1	1	1	1	1	X	X	X	X	2	1	2	X	X	X	X	2	2	-	X	-
	Nitric Acid (25%)	1	1	1	2	2	X	X	X	X	2	1	2	X	X	X	X	2	2	-	X	-
STEAM	Nitric Acid (35% or less, 26° Baume)	1	1	1	2	2	X	X	X	X	2	1	1	X	X	X	X	2	2	-	X	-
	Nitric Acid (52% or less, 36° Baume)	1	2	X	2	X	X	X	X	X	X	1	2	X	X	X	X	2	2	-	X	-
WATER	Nitric Acid (61% or less, 40° Baume)	1	2	X	2	X	X	X	X	X	X	1	2	X	X	X	X	2	2	-	X	-
	Nitric Acid (63.5% or less)	1	X	X	X	X	X	X	X	X	X	1	X	X	X	X	X	2	2	-	X	-
CLAMPS	Nitric Acid (67% or less, 42° Baume)	1	X	X	X	X	X	X	X	X	X	1	X	X	X	X	X	2	2	-	X	-
	Nitric Acid (95% or less, 48.5° Baume)	1	X	X	X	X	X	X	X	X	X	1	X	X	X	X	X	2	2	-	X	-
COUPLINGS AND FERRULES	Nitric Acid (Red Fuming)	1	X	X	X	X	X	X	X	X	X	1	X	X	X	X	-	-	-	-	-	-
	Nitrobenzene	1	2	-	1	2	X	X	X	X	X	2	X	X	2	X	1	1	1	1	1	-
HOSE FINDER	Nitroethane	1	1	-	-	2	X	2	2	X	2	-	2	2	-	-	-	1	1	-	1	-
	Nitrogen (Cryogenic Liquid)	NO HOSE AVAILABLE															1	1	1	1	1	-
CHEMICAL RESISTANCE TABLE	Nitrogen (Gas)	1	1	1	1	1	1	1	1	1	1	1	1	1	1	1	1	1	1	1	1	-
	Nitrogen Dioxide (Nitrogen Tetroxide)	1	-	-	-	-	-	-	-	-	-	1	-	-	-	-	-	-	-	-	-	-
CHEMICAL RESISTANCE TABLE	Nitrogen Fertilizer (Ammonia, Urea)	1	1	-	-	-	-	-	-	-	-	-	-	-	-	-	-	-	-	-	-	-
	Nitrogen Oxide (Nitrous Oxide)	1	1	-	1	2	X	X	X	X	1	1	1	1	X	X	1	1	1	-	X	-
CHEMICAL RESISTANCE TABLE	Nitrogen Tetroxide (Nitrogen Dioxide)	1	-	-	-	-	-	-	-	-	-	1	-	-	-	-	-	-	-	-	-	-
	Nitromethane	1	-	-	-	2	X	-	2	X	2	X	X	-	1	X	-	1	1	-	1	-
CHEMICAL RESISTANCE TABLE	Nitropropane	1	1	-	-	2	X	X	X	X	2	X	-	-	1	-	-	1	1	-	1	-
	Nitrosyl Chloride	1	1	-	-	-	-	-	-	-	-	-	-	-	-	-	-	1	1	-	-	-



CHEMICAL RESISTANCE TABLE

Contact Denver Product Application for recommendations for chemicals not listed.
 Phone: (303) 744-5070
 email: fppasupport@gates.com

1 = Preferred - Constant Contact
 2 = Acceptable - Intermittent Contact
 X = Not Recommended
 - = No Data

NOTE: Ratings are for the effect on the polymer only!

Chemical	Form (at room temperature unless otherwise stated)	Gates Hose / Polymers														Couplings / Adapters					
		Chem Master™-XTreme™-FEP		Chem Master™-Plus XLPE		Chem Master™-Plus UHMWPE		Food & Beverage Master													
		T	K	L	S	P	C	D	D	A	H	V	M	J	Z	G	Iron/Carbon Steel	Stainless Steel 304	Stainless Steel 316	Aluminum	Brass
Nitrous Acid (Up to 10%)	Light Blue Liquid	1	1	1	-	-	-	-	-	-	-	-	-	-	-	X	1	1	X	X	-
Nitrous Oxide (Nitrogen Oxide)	Gas	1	1	-	1	2	X	X	X	X	1	1	1	1	X	1	1	1	X	X	-
Nitrous Oxide, Compressed Liquid	Liquid @ 800 PSIG @ 88°F (20°C)	1	-	-	-	-	-	-	-	-	-	-	-	-	-	-	-	-	-	-	-
Nonene (1-nonylene)	Colorless Liquid	1	-	-	-	-	-	-	-	-	1	-	-	-	-	-	-	-	-	-	-
Nonyl Alcohol (Octyl Carbinol)	Colorless Liquid	1	1	1	1	-	1	-	-	-	1	-	-	-	-	-	-	-	-	-	-
Nonylene (Nonene)	Colorless Liquid	1	-	-	-	-	-	-	-	-	1	-	-	-	-	-	-	-	-	-	-
O																					
Octadecanoic Acid (Stearic Acid)	Colorless Waxy Solid	1	1	1	1	2	2	2	2	2	2	1	2	1	1	1	X	2	1	X	X
Octanoic Acid (Caprylic Acid)	Colorless Oily Liquid	1	-	-	-	-	-	-	-	-	-	-	-	1	-	-	-	-	-	-	-
Octanol (Octyl Alcohol)	Colorless Liquid	1	1	-	-	-	2	2	2	2	-	1	-	1	1	2	1	1	1	1	2
Octene	Colorless Liquid	1	-	-	-	-	-	-	-	-	1	-	-	-	-	-	-	-	-	-	-
Octyl Acetate	Colorless Liquid	1	-	-	-	-	X	-	X	-	X	X	1	-	-	-	-	-	-	-	-
Octyl Alcohol (Octanol)	Colorless Liquid	1	1	-	-	-	2	2	2	2	-	1	-	1	1	2	1	1	1	1	2
Octyl Aldehyde	Colorless Liquid	1	-	-	-	-	X	-	X	-	X	X	X	-	-	-	-	-	-	-	-
Octyl Carbinol (Nonyl Alcohol)	Colorless Liquid	1	1	1	1	-	1	-	-	-	1	-	-	-	-	-	-	-	-	-	-
Octyl Phenol (Diisobutyl Phenol)	White Flakes	1	-	-	-	-	-	-	1	-	-	-	-	-	-	-	-	-	-	-	-
Octylamine	Water White Liquid	1	-	-	-	-	X	-	X	-	2	X	X	-	-	-	-	-	-	-	-
Oil (SAE Motor Oils)	Liquid	1	1	-	X	X	1	X	X	2	X	1	2	1	1	2	-	-	-	-	-
Oil of Turpentine	Liquid	1	2	2	-	X	1	X	X	2	X	1	X	-	1	1	-	-	-	-	-
Oils, Animal (High Fatty Acid Content)	Solid to Liquids	1	2	-	2	X	1	X	X	2	2	1	X	1	-	2	1	1	1	1	1
Oils, Mineral (Aliphatic or Aromatic)	Liquids	1	2	-	X	X	2	X	X	X	X	1	2	2	1	X	-	-	-	-	2
Oils, Vegetable (Soybean, Coconut, Corn)	Liquids	1	1	-	X	X	1	X	X	-	X	1	X	-	1	-	-	-	-	-	1
Oleic Acid (fatty acid)	Yellow to Red Oily Liquid	1	2	2	2	2	2	X	X	2	2	2	X	X	-	2	2	2	1	1	2
Oleum (Fuming Sulfuric, 30% SO3 or less)	Clear to Off White Fuming Liquid	1	X	X	X	X	X	X	X	X	X	1	X	X	X	X	-	-	1	-	X
Olive Oil	Yellow to Green Liquid	1	2	1	2	2	2	X	X	X	2	1	X	2	1	2	2	1	1	1	2
Ortho-Dichlorobenzene (also meta and para)	Colorless Liquid	1	2	-	X	X	X	X	X	X	X	1	X	X	1	X	-	1	1	-	1
Ortho-xylene (1,2 Dimethylbenzene)	Clear Colorless Liquid	1	X	X	X	X	X	X	X	X	X	1	X	X	X	X	-	-	-	-	-
OS 45 Hydraulic Fluid (Silicate Ester Base)	Liquid	1	-	-	-	X	2	X	X	1	X	1	2	-	-	-	-	-	-	-	-
Oxalic Acid	Transparent Crystals	1	-	2	-	-	-	-	1	-	-	-	-	X	-	-	X	2	1	2	X
Oxalic Acid (50%)	Crystals in H2O	1	2	1	2	2	X	X	X	X	2	1	2	X	X	X	-	-	-	-	-
Oxygen	Colorless Gas	1	1	-	1	1	2	2	2	-	1	1	1	1	-	-	-	-	-	-	-
Oxygen, Refrigerated Liquid	Liquid @ 200 PSIG @ -231°F (-146°C)	NO HOSE AVAILABLE														-	-	-	-	-	-
Ozone	Gas	1	2	2	1	1	X	X	X	2	2	2	2	1	2	1	1	1	1	1	1
P																					
Paint (Emulsion or Latex)	Liquid	1	1	1	1	2	2	-	-	-	-	1	-	-	1	1	-	-	-	-	-
Paint (Inorganic)	Liquid	1	-	1	-	-	-	-	-	-	-	-	-	-	-	-	-	1	1	1	1
Paint (Oil or Solvent Based)	Liquid or Paste	1	1	-	X	X	2	X	X	-	X	1	X	-	1	-	-	-	-	-	-
Paint Remover	Liquid or Paste	1	2	-	X	X	X	X	X	X	X	1	X	-	X	-	-	-	-	-	-
Paint Resin	-	1	-	-	-	-	-	-	-	-	-	-	-	-	-	-	-	-	-	-	-
Palm Oil	Yellow to Brown Solid	1	1	-	-	-	1	X	X	2	2	-	2	-	-	-	1	1	1	1	1
Palmitic Acid (Hexadecanoic Acid)	Crystals in Hot Alcohols	1	1	1	2	2	2	X	X	2	2	1	X	1	-	-	1	2	1	1	X
Panolin HLP Synth	Liquid	-	-	-	-	-	1	-	-	-	-	-	-	-	-	-	-	-	-	-	-
Papermakers Alum (Aluminum Ammonium Sulfate)	In Water	1	1	-	-	-	-	-	-	-	-	-	-	-	-	-	-	-	-	-	-

AGRICULTURE
AIR BREATHING
AIR DUCT
AIR AND MULTI-PURPOSE
CHEMICAL
FOOD AND BEVERAGE
ENGINE AND MARINE
MATERIAL HANDLING
MINING
OILFIELD
PETROLEUM
PRESSURE WASH AND WASHDOWN
STEAM
WATER
CLAMPS
COUPLINGS AND FERRULES
HOSE FINDER
CHEMICAL RESISTANCE TABLE

CHEMICAL RESISTANCE TABLE



AGRICULTURE	Contact Denver Product Application for recommendations for chemicals not listed. Phone: (303) 744-5070 email: fppasupport@gates.com		Gates Hose / Polymers													Couplings / Adapters								
	AIR BREATHING	1 = Preferred - Constant Contact 2 = Acceptable - Intermittent Contact X = Not Recommended - = No Data	T	K	L	S	P	C	D	D	A	H	V	M	J	Z	G	Iron/Carbon Steel	Stainless Steel 304	Stainless Steel 316	Aluminum	Brass	Polypropylene	
AIR DUCT	NOTE: Ratings are for the effect on the polymer only!	Chemical	Form (at room temperature unless otherwise stated)	FEF	Gator™	UHMWPE	Sanitron™	EPDM	NBR	SBR	NR	Chloroprene	Butyl	Fluorocarbon	Hypalon	CPE	Nylon	PVC	Iron/Carbon Steel	Stainless Steel 304	Stainless Steel 316	Aluminum	Brass	Polypropylene
CHEMICAL	Paraffin (Aliphatic Hydrocarbon)	Varies from Gas to	1	1	1	X	X	1	X	X	2	X	1	X	1	-	-	2	1	1	1	1	-	
	Paraformaldehyde	White Solid - Flakes or Powder	1	-	-	-	-	2	-	1	2	-	-	-	-	-	-	1	-	1	1	1	-	
FOOD AND BEVERAGE	Paraldehyde	Colorless Liquid	1	-	-	-	-	-	-	-	-	-	-	-	-	-	-	-	-	-	-	-	-	
	Paranox (Detergent, Dispenser; Exxon)	-	1	-	1	-	-	-	-	-	-	-	-	-	-	-	-	-	-	-	-	-	-	
	Parapal (Liquid Polyisobutylene; Exxon)	Liquid	1	-	-	-	-	-	-	-	-	-	1	-	-	-	-	-	-	-	-	-	-	
ENGINE AND MARINE	Peanut Oil	Yellow to Green Liquid	1	1	-	2	-	1	-	-	2	X	-	-	-	-	2	1	1	1	1	1	1	
	Pelargonic Acid	Colorless to Yellow Oil	1	-	-	-	-	-	-	-	-	-	-	-	-	-	-	-	-	-	-	-	-	
	Pentachloroethane	Colorless Liquid	1	-	-	-	-	-	-	-	-	-	1	-	-	-	-	-	-	-	-	-	-	
MATERIAL HANDLING	Pentachlorophenol In Oil	In Oil (Wood)	1	1	1	X	X	X	X	X	X	1	1	-	-	-	X	-	-	-	-	-	-	
	Pentaerythritol (Monopentaerythritol)	White Powder	-	-	-	-	-	-	1	-	-	-	-	-	-	-	-	-	-	-	-	-		
	Pentane	Colorless Liquid	1	X	X	X	X	-	-	-	-	1	-	1	-	1	-	-	-	-	-	-	-	
MINING	Pentanol (Methyl Propyl Carbinal)	Colorless Liquid	1	1	1	1	1	-	-	-	-	1	1	-	1	-	-	-	-	-	-	-	-	
	Pentanone (Methyl Propyl Ketone)	Water White Liquid	1	-	-	-	2	X	-	X	X	2	X	X	-	-	X	-	-	-	-	-	-	
	Pentasil (Amyl alcohols, primary and secondary)	Liquid	1	2	2	2	2	2	2	2	2	2	1	2	1	1	2	1	1	1	1	1	-	
OILFIELD	Perchloric Acid (70%)	70% or less with H2O	1	2	1	2	-	2	2	2	2	2	1	2	-	X	X	-	2	1	-	-	1	
	Perchloroethylene	Colorless Liquid	1	2	1	X	X	X	X	X	X	X	1	X	2	2	X	1	1	1	-	X	-	
	Petroleum Coke	Solid Pellets	-	-	-	-	-	-	1	-	-	-	-	-	-	-	-	-	-	-	-	-	-	
PETROLEUM	Petroleum Distillate	Liquid	1	-	-	-	-	-	-	-	-	-	1	-	-	-	-	-	-	-	-	-	-	
	Petroleum Ether (Naptha)	Liquid	1	1	-	X	X	2	X	X	X	X	1	X	1	-	X	2	1	1	-	1	-	
	Petroleum Naphtha (Toluene/ Cyclohexane/Xylene)	Liquid	1	X	X	X	X	X	X	X	X	X	1	X	X	X	X	-	-	-	-	-	-	
PRESSURE WASH AND WASHDOWN	Petroleum Naphtha Flash Point Over 200°	Liquid	1	-	-	-	-	-	-	-	-	-	1	-	-	-	-	-	-	-	-	-	-	
	Petroleum Oils (Refined)	Liquid	1	1	1	X	X	1	X	X	2	X	1	2	-	1	1	-	-	-	-	-	-	
	Petroleum Oils (Sour)	Liquid	1	1	1	X	X	1	X	X	2	X	1	X	-	-	2	-	-	-	-	-	-	
STEAM	Petroleum Paraffin Wax	Solid with Low Melt Points	1	2	2	X	X	-	-	-	-	-	1	-	-	-	-	-	-	-	-	-	-	
	Phenol (Carbolic Acid)	White or Pink Crystals	1	2	-	2	2	X	X	X	X	2	1	X	1	X	X	X	1	1	2	X	-	
	Phenol Acid	95% or less with H2O	1	2	2	2	2	X	X	X	X	2	1	X	1	X	X	X	1	1	-	X	-	
WATER	Phenolates	-	1	-	-	-	-	X	-	-	X	-	2	X	-	2	-	-	-	-	-	-	-	
	Phenolsulfonic Acid	Yellow to Brown Liquid	1	-	-	-	-	-	-	-	-	-	1	-	-	-	-	-	-	-	-	-	-	
	Phenothiazine	Greenish Powder or Flakes	-	-	-	-	-	-	1	-	-	-	-	-	-	-	-	-	-	-	-	-	-	
CLAMPS	Phenyl Acetate	Water White Liquid	1	-	-	-	-	-	-	-	-	-	-	-	-	-	-	-	-	-	-	-	-	
	Phenyl Chloride (Chlorobenzene)	Clear Volatile Liquid	1	2	-	X	X	X	X	X	X	X	1	X	X	X	X	1	1	1	1	1	X	
	Phenylenediamine (ortho)	Colorless to Red Solid Needles	-	-	-	-	-	-	1	-	-	-	-	-	-	-	-	-	-	-	-	-	-	
COUPLINGS AND FERRULES	Pharane (Diisopropylidene Acetone)	Yellow Liquid	1	1	-	-	2	X	X	X	X	2	X	X	-	-	-	1	1	1	-	1	-	
	Phosgene (Carbonyl Chloride)	Gas, Liquid 60 PSIG @ 120°F (49°C)	1	X	X	X	X	X	X	X	X	2	1	X	-	2	-	-	-	-	-	-	-	
	Phosphate Ester Hydraulic Fluid	Liquid	1	1	1	-	1	X	X	X	X	2	-	X	-	2	-	-	1	1	1	-	-	
HOSE FINDER	Phosphate Rock	Solid	-	-	-	-	-	-	1	-	-	-	-	-	-	-	-	-	-	-	-	-	-	
	Phosphate, Trisodium	In Water	1	1	1	1	-	-	-	-	-	-	1	-	-	-	-	-	-	-	-	-	-	
	Phosphoric Acid (100%)	Crystals	1	2	2	2	2	-	-	-	-	-	1	-	-	-	-	-	-	-	-	-	-	
CHEMICAL RESISTANCE TABLE	Phosphoric Acid (35% or less)	Colorless Liquid	1	1	1	1	1	2	2	2	2	2	1	1	1	-	X	1	1	1	X	2	1	
	Phosphoric Acid (50%)	Colorless Liquid	1	1	1	1	1	2	2	2	2	2	2	1	1	1	X	X	X	1	1	X	2	
	Phosphoric Acid (75%)	Colorless Liquid	1	2	1	2	2	-	-	-	-	-	1	1	1	X	X	X	2	2	X	X	1	
	Phosphoric Acid (85%)	Syrupy Liquid	1	2	1	2	2	X	X	X	X	X	1	1	1	X	X	X	2	2	X	X	1	
	Phosphoric Acid (90%)	Syrupy Liquid	1	2	1	2	2	-	-	-	-	-	1	-	-	-	-	-	-	-	-	-	-	



CHEMICAL RESISTANCE TABLE

Contact Denver Product Application for recommendations for chemicals not listed.
 Phone: (303) 744-5070
 email: fppasupport@gates.com

1 = Preferred - Constant Contact
 2 = Acceptable - Intermittent Contact
 X = Not Recommended
 - = No Data

NOTE: Ratings are for the effect on the polymer only!

Chemical	Form (at room temperature unless otherwise stated)	Gates Hose / Polymers														Couplings / Adapters						
		T	K	L	S	P	C	D	D	A	H	V	M	J	Z	G	Iron/Carbon Steel	Stainless Steel 304	Stainless Steel 316	Aluminum	Brass	Polypropylene
		Chem Master [®] -Xtreme [™] -FEP	Chem Master [™] -Plus XLPE	Chem Master [™] -Plus UHMWPE	Food & Beverage Master	EPDM	NBR	SBR	NR	Chloroprene	Butyl	Fluorocarbon	Hypalon [®]	CPE	Nylon	PVC						
Phosphoric Acid, Spent	Liquid	1	1	-	-	1	-	-	-	-	-	-	-	-	-	-	-	-	-	-	-	-
Photographic, Developers	-	1	-	-	-	-	-	-	-	-	-	-	-	-	-	-	-	-	-	-	-	-
Photographic, Emulsions	Liquid	1	-	-	-	-	-	-	-	-	-	-	-	-	-	-	-	-	-	-	-	-
Photographic, Fixing Solutions	Liquid	1	-	-	-	-	-	-	-	-	-	-	-	-	1	-	-	-	-	-	-	-
Phthalic Acid	Colorless Crystals	-	-	-	-	-	-	1	-	-	-	-	-	-	-	-	-	-	-	-	-	-
Phthalic Acid (50%)	Colorless Liquid	1	-	1	-	-	-	-	-	-	-	-	-	-	-	-	-	-	-	-	-	-
Phthalic Anhydride, Molten	White Crystalline Solid	-	-	X	-	-	-	-	-	-	-	-	-	-	-	-	-	-	-	-	-	-
Picric Acid (Solution)	In Water	1	2	2	2	2	-	-	-	-	1	-	-	-	-	X	1	1	X	X	1	1
Picric Acid (Trinitrophenol)	Yellow Crystals	1	2	2	2	2	2	2	2	2	1	2	-	X	1	X	1	1	X	X	1	1
Pine Oil	Colorless to Amber Liquid	1	1	-	-	X	2	X	X	-	X	2	X	2	-	-	-	-	-	-	-	-
Pine Tar	Viscous Brown to Black Liquid	1	2	-	-	-	-	-	-	-	1	-	-	-	-	-	-	-	-	-	-	-
Pinene	Colorless Transparent Liquid	1	1	-	X	X	2	X	X	X	X	1	-	2	1	X	1	1	1	-	-	-
Piperazine Hydrochloride Solution (34%)	In Water	1	1	-	-	-	2	-	-	-	-	-	-	-	-	-	-	-	-	-	-	-
Pitch	In Aromatic Hydrocarbons	1	2	X	X	X	2	X	X	X	X	1	X	-	1	X	-	-	-	-	-	-
Plating Solution Chrome (Under 120°F/49°C)	Liquid	1	1	-	-	2	-	-	-	-	2	2	-	-	X	X	-	X	X	-	-	1
Pluronic (Block Polymer with Hydroxyl by BASF)	Liquid	1	1	1	1	1	-	-	-	-	1	-	-	-	-	-	-	-	-	-	-	-
Polyester Plastic	-	1	1	-	-	-	-	-	-	-	2	-	-	2	-	-	-	-	-	-	-	-
Polyethylene Glycol	Colorless Liquid to Glassy Solid	1	-	-	-	1	2	-	1	1	1	1	1	-	2	2	-	-	-	-	-	-
Polyethylene Plastic	Solid Beads	-	-	-	-	-	-	1	-	-	-	-	-	-	-	-	-	-	-	-	-	-
Polypropylene Glycol	Liquid	1	1	-	1	1	1	-	1	1	1	1	1	-	-	-	-	-	-	-	-	-
Polypropylene Plastic	Solid Beads	-	-	-	-	-	-	1	-	-	-	-	-	-	-	-	-	-	-	-	-	-
Polystyrene Plastic	Solid Beads	-	-	-	-	-	-	1	-	-	-	-	-	-	-	-	-	-	-	-	-	-
Polyurethane Foam (Under 125°F/52°C)	-	1	1	-	-	2	-	-	-	-	2	2	-	-	-	-	-	-	-	-	-	-
Polyvinyl Acetate - Emulsions	Emulsion	1	1	1	1	1	1	-	1	2	1	-	1	1	-	1	-	-	-	-	-	-
Potash (Potassium Carbonate) Aqueous Solution	Liquid	1	1	-	1	1	-	1	1	1	1	1	1	-	1	1	2	1	1	-	X	1
Potassium Acetate	White Powder	1	1	-	-	2	2	2	2	2	2	X	2	1	-	1	-	1	1	-	-	1
Potassium Bicarbonate	Colorless Crystal or White Powder	1	1	-	-	1	1	1	1	1	1	1	1	-	1	1	-	-	-	-	-	-
Potassium Bisulfate	Colorless Crystal	1	1	-	-	1	1	1	1	1	1	1	1	1	-	1	-	-	-	-	-	-
Potassium Bromate	White Crystal or Powder	1	-	-	-	-	-	-	-	-	-	-	-	-	-	1	-	-	-	-	-	1
Potassium Bromide	White Crystals or Powder	1	1	-	-	1	1	1	1	1	1	1	1	-	1	1	-	-	-	-	-	-
Potassium Carbonate	White Granular Powder	1	1	-	-	1	1	1	1	1	1	1	1	1	1	1	2	1	1	-	X	1
Potassium Carbonate, Liquid	Colorless to Cloudy Liquid	1	1	-	1	1	1	1	1	1	1	1	1	-	1	1	2	1	1	-	X	1
Potassium Chlorate	Colorless to White Powder	1	-	-	-	-	-	-	-	-	-	-	-	-	2	1	-	-	-	-	-	-
Potassium Chloride	Colorless to White Solid	1	-	-	-	-	-	-	-	-	-	-	-	1	1	1	-	-	-	-	-	-
Potassium Chloride, Dry	White Solid	1	1	-	1	1	1	1	1	1	1	1	1	-	1	1	-	-	-	-	-	-
Potassium Chromate	Yellow Crystal	1	2	-	-	2	X	X	X	2	2	1	2	1	2	1	-	-	-	-	-	1

AGRICULTURE
AIR BREATHING
AIR DUCT
AIR AND MULTI-PURPOSE
CHEMICAL
FOOD AND BEVERAGE
ENGINE AND MARINE
MATERIAL HANDLING
MINING
OILFIELD
PETROLEUM
PRESSURE WASH AND WASHDOWN
STEAM
WATER
CLAMPS
COUPLINGS AND FERRULES
HOSE FINDER
CHEMICAL RESISTANCE TABLE

CHEMICAL RESISTANCE TABLE



		Gates Hose / Polymers														Couplings / Adapters							
		Chem Master [®] -XTreme [®] -FEP	Chem Master [™] -Plus XLPE	Chem Master [™] -Plus UHMWPE	Food & Beverage Master																		
		T	K	L	S	P	C	D	D	A	H	V	M	J	Z	G	Iron/Carbon Steel	Stainless Steel 304	Stainless Steel 316	Aluminum	Brass	Polypropylene	
		FEP	Gator [™]	UHMWPE	Sanitron [™]	EPDM	NBR	SBR	NR	Chloroprene	Butyl	Fluorocarbon	Hypalon [®]	CPE	Nylon	PVC							
AGRICULTURE	Contact Denver Product Application for recommendations for chemicals not listed. Phone: (303) 744-5070 email: fppasupport@gates.com																						
AIR BREATHING	1 = Preferred - Constant Contact 2 = Acceptable - Intermittent Contact X = Not Recommended - = No Data																						
AIR DUCT																							
AIR AND MULTI-PURPOSE	NOTE: Ratings are for the effect on the polymer only!																						
CHEMICAL	Chemical	Form (at room temperature unless otherwise stated)																					
FOOD AND BEVERAGE	Potassium Cuprocyanide	White Crystalline Solid	1	-	-	-	1	1	1	1	1	1	1	1	1	2	1	-	-	-	-	-	1
	Potassium Cyanide	White Crystal	1	-	-	-	-	-	-	-	-	-	-	-	1	-	-	-	-	-	-	-	-
	Potassium Dichromate	White Crystalline Powder	1	-	-	-	-	-	-	-	-	-	-	1	2	1	-	-	-	-	-	-	-
	Potassium Ferrocyanide	Yellow Crystal or Powder	1	-	-	-	-	-	-	-	-	-	-	-	-	1	-	-	-	-	-	-	1
	Potassium Fluoride	White Crystalline Powder	1	-	-	-	-	-	-	-	-	-	-	-	-	1	-	-	-	-	-	-	1
ENGINE AND MARINE	Potassium Hydrate	White Solid	1	-	-	-	2	2	2	2	2	1	X	1	-	2	2	-	-	-	-	-	-
	Potassium Hydroxide (45% Caustic Potash)	Colorless to Cloudy Liquid	1	1	1	1	2	2	2	2	2	1	2	-	X	2	2	-	-	-	-	-	-
MATERIAL HANDLING	Potassium Hydroxide, Liquid >50%	Colorless to Cloudy Liquid	1	1	-	-	1	2	2	2	2	1	X	2	X	X	2	-	-	-	-	-	-
	Potassium Iodide	White Solid	1	-	-	-	1	1	-	-	1	-	1	1	-	-	1	-	-	-	-	-	2
MINING	Potassium Nitrate	Colorless to White Solid	1	-	-	-	-	-	-	-	-	-	-	-	1	1	1	-	-	-	-	-	-
	Potassium Permanganate	Dark Purple Crystal	1	1	-	-	-	-	-	-	-	-	-	-	X	X	-	-	-	-	-	-	-
	Potassium Persulfate	White Crystal	1	-	-	-	-	-	-	-	-	-	-	-	-	1	-	-	-	-	-	-	-
OILFIELD	Potassium Phosphate	Colorless to White Crystal	1	-	-	-	1	-	-	-	1	-	1	1	-	-	-	-	-	-	-	-	-
	Potassium Silicate, Other Than Dry	-	1	1	-	-	1	1	2	-	1	-	1	-	-	-	-	-	-	-	-	-	-
PETROLEUM	Potassium Sulfate	White Crystal or Powder	1	-	-	1	-	-	-	-	-	-	-	-	1	1	1	-	-	-	-	-	-
	Potassium Sulfide	Red or Yellow Crystal or Solid	1	1	-	-	1	1	-	-	1	1	1	2	-	-	-	-	-	-	-	-	-
PRESSURE WASH AND WASHDOWN	Potassium Sulfite	White Crystal or Powder	1	-	-	-	-	-	-	-	-	-	-	1	-	2	-	-	-	-	-	-	-
	Potassium Thiosulfate	Colorless Crystal	1	-	-	-	1	-	-	-	1	-	1	1	-	-	1	-	-	-	-	-	-
	Primatol A, S, P (Aq Spray)	Liquid	1	-	-	-	-	-	-	-	-	-	-	-	-	-	-	-	-	-	-	-	-
STEAM	Propane Gas	Colorless Gas	CONTACT DENVER PRODUCT APPLICATION																				
	Propanediol	Colorless Liquid	1	1	-	-	1	1	-	-	X	1	1	2	-	-	-	-	-	-	-	-	-
	Propanol (Propyl Alcohol)	Colorless Liquid	1	1	1	1	1	-	-	-	-	1	1	-	1	1	2	-	-	-	-	-	-
WATER	Propionic Acid	Colorless Oily Liquid	1	1	1	1	2	X	2	2	X	2	1	2	-	-	-	1	1	-	-	-	-
	Propyl Acetate	Colorless Liquid	1	1	1	1	-	-	-	-	-	X	-	2	-	-	-	-	-	-	-	-	-
	Propyl Alcohol (Propanol)	Colorless Liquid	1	1	1	1	1	-	-	-	-	1	1	-	1	1	2	-	-	-	-	-	-
	Propyl Aldehyde	White Water Liquid	1	-	-	-	-	X	-	X	-	2	X	X	-	-	-	-	-	-	-	-	-
CLAMPS	Propyl Chloride	Colorless Liquid	1	-	-	-	-	X	-	X	-	X	2	X	-	-	-	-	-	-	-	-	-
	Propylene	Colorless Gas	1	-	-	-	X	X	X	X	X	X	1	X	-	-	-	-	-	-	-	-	-
	Propylene Diamine	Colorless Liquid	1	-	-	-	-	2	-	2	-	2	-	X	-	-	-	-	-	-	-	-	-
	Propylene Dichloride (Dichloropropane)	Colorless Liquid	1	-	-	-	X	X	X	X	X	X	2	X	-	-	-	-	-	-	-	-	-
COUPLINGS AND FERRULES	Propylene Glycol	Liquid	1	1	-	1	1	1	1	1	1	1	1	1	2	1	-	-	-	-	-	-	-
	Propylene Oxide	Colorless Liquid	-	-	-	-	-	-	-	-	-	-	1	-	-	-	-	-	-	-	-	-	-
	Purina Insecticide	-	1	1	-	-	2	X	-	-	X	2	2	-	-	2	-	1	1	1	1	2	-
HOSE FINDER	Puropale RX Oils	Liquid	1	1	-	-	X	1	-	-	-	X	-	-	-	1	2	1	1	1	1	1	-
	Pydraul 10E, 29E-LT, 30E, 60, 65E, 115SE	Liquid	1	1	-	-	-	X	-	-	-	2	-	-	2	-	X	1	1	1	1	1	-
	Pydraul 135	Liquid	1	1	-	-	-	X	-	-	-	2	1	-	2	2	-	1	1	1	-	-	-
	Pydraul 150	Liquid	1	1	-	-	2	X	X	X	X	2	1	X	2	2	X	1	1	1	1	1	-
	Pydraul 280	Liquid	1	1	-	-	2	X	X	X	X	2	2	X	2	2	X	1	1	1	1	-	-
	Pydraul 312	Liquid	1	1	-	2	X	X	X	X	X	X	1	-	2	1	X	1	1	1	-	-	-
	Pydraul 50E	Liquid	1	1	-	-	2	-	-	-	-	2	2	-	2	1	X	-	-	-	-	-	-
CHEMICAL RESISTANCE TABLE	Pydraul 540	Liquid	1	1	-	-	X	X	X	X	X	X	1	X	2	X	X	1	1	1	-	-	-



CHEMICAL RESISTANCE TABLE

Contact Denver Product Application for recommendations for chemicals not listed.
 Phone: (303) 744-5070
 email: fppasupport@gates.com

1 = Preferred - Constant Contact
 2 = Acceptable - Intermittent Contact
 X = Not Recommended
 - = No Data

NOTE: Ratings are for the effect on the polymer only!

Chemical	Form (at room temperature unless otherwise stated)	Gates Hose / Polymers														Couplings / Adapters						
		Chem Master [®] -XTreme [®] -FEP		Chem Master [™] -Plus XLPE		Chem Master [™] -Plus UHMWPE		Food & Beverage Master														
		T	K	L	S	P	C	D	D	A	H	V	M	J	Z	G	Iron/Carbon Steel	Stainless Steel 304	Stainless Steel 316	Aluminum	Brass	Polypropylene
Pydraul 625	Liquid	1	1	-	-	2	X	X	X	X	X	2	1	X	2	2	X	1	1	1	-	-
Pydraul A-200	Liquid	1	1	-	-	X	X	X	X	X	X	2	1	X	2	2	X	1	1	1	-	-
Pydraul F-9	Liquid	1	2	-	-	2	X	X	X	X	2	1	X	2	2	-	1	1	1	-	-	-
Pyrene (Carbon Tetrachloride)	Colorless Liquid	1	2	X	X	X	X	X	X	X	1	X	2	X	X	X	2	2	X	2	X	X
Pyrethrum	Liquid	1	-	-	-	-	-	-	-	-	-	-	-	-	2	-	-	-	-	-	-	-
Pyridine (50%)	-	1	2	-	2	-	-	-	-	X	-	X	X	-	-	X	-	1	1	1	1	-
Pyrogard 160, 230, 630	Liquid	1	1	-	-	-	-	-	-	-	-	2	-	-	-	-	1	1	1	-	-	-
Pyrogard 51, 53, 55	Liquid	1	1	-	-	2	X	-	-	-	2	-	-	-	-	-	1	1	1	-	-	-
Pyrogard C, D	Liquid	1	1	-	-	X	1	-	-	-	X	-	-	-	1	2	1	1	1	1	1	-
Pyronal (Transformer Oil)	Liquid	1	1	-	-	-	-	-	-	-	1	-	-	-	-	-	-	-	-	-	-	-
Q																						
Quenching Oil	Liquid	1	-	-	-	-	2	-	-	2	-	-	-	-	-	-	-	1	1	1	-	-
Quintolubric 822	Liquid	1	1	-	-	2	1	-	-	2	X	1	-	-	1	-	1	1	1	1	1	-
R																						
Ramrod (Ag Spray)	-	1	1	-	-	-	-	-	-	-	-	-	-	-	1	-	1	1	1	1	1	-
Rando Oils	Liquid	1	1	-	-	X	1	-	-	-	X	-	-	-	1	-	1	1	1	1	1	-
Rape Seed Oil (Canola Oil)	Brownish to yellow Liquid	1	2	-	2	2	2	-	-	2	2	-	X	-	2	-	1	1	1	1	1	-
Red Oil (Commercial Oleic Acid) (MIL-5606)	Liquid	1	2	2	2	2	1	X	X	2	2	2	X	2	1	2	2	2	1	1	2	1
Refined Wax (Petroleum)	-	1	1	-	-	-	1	X	X	2	-	1	-	-	1	-	1	1	1	-	1	-
Regal Oils R60	Liquid	1	1	-	-	X	1	-	-	-	X	-	-	-	1	2	1	1	1	1	1	-
Richfield "A" Weed Killer	-	1	1	-	-	X	2	X	X	X	X	2	X	-	-	2	-	-	-	-	-	-
Road Paving Compound	-	-	-	X	-	-	-	-	-	-	-	-	-	-	-	-	-	-	-	-	-	-
Road Tar	-	-	-	2	-	-	-	-	-	-	-	-	-	-	-	-	-	-	-	-	-	-
Round Up (Glyphosate)	-	-	-	-	-	1	-	-	-	-	-	-	-	-	-	1	-	-	-	-	-	-
Rubilene Oils	Liquid	1	1	-	-	X	1	-	-	-	X	-	-	-	1	2	-	-	-	-	-	-
S																						
Salicylic Acid	White Powder	1	1	1	1	2	X	2	2	-	2	2	-	-	1	1	-	1	1	2	-	-
Salt Water (Sea Water)	Liquid	1	1	-	1	1	2	2	X	2	1	1	2	-	-	1	1	2	1	1	-	2
Sauerkraut	-	1	-	-	1	-	-	-	-	-	-	-	-	-	-	2	-	-	-	-	-	-
Sea Water	Colorless Liquid	1	1	-	1	1	2	2	X	2	1	1	2	-	1	1	2	1	1	-	2	-
Sevin	-	1	2	-	-	2	-	-	-	-	-	-	-	-	1	-	-	-	-	-	-	-
Sewage	Sludge	1	1	1	1	1	2	2	X	2	-	-	2	1	1	2	X	1	1	2	1	-
Shampoo	Liquid	1	-	1	-	-	-	-	-	-	-	-	-	-	-	-	-	-	-	-	-	-
Shellac	Orange to Colorless Flake	1	-	X	-	-	-	-	-	-	-	-	-	-	1	-	-	-	-	-	-	-
Shortening	-	1	-	-	-	X	1	-	-	-	-	-	-	-	-	-	-	-	-	-	-	-
Silicate of Soda	Brownish or Yellow Liquid	1	1	-	-	1	1	-	1	1	1	1	1	-	-	-	-	-	-	-	-	-
Silicone Greases	Liquid	1	2	-	-	-	2	-	-	2	-	2	2	-	-	1	2	1	1	1	-	1
Silicone Oils	Liquid	1	2	-	-	-	2	-	-	2	-	2	2	-	-	1	2	1	1	1	-	1
Silver Cyanide	White Powder	1	1	-	-	-	-	-	-	1	-	-	-	-	-	1	-	-	-	-	-	1
Silver Nitrate	Colorless Crystal	1	1	-	-	1	1	1	1	1	1	1	1	1	1	2	2	1	1	1	2	-
Skydrol 500A & 7000	Liquid	1	1	-	1	1	X	X	X	X	2	X	X	2	1	X	1	1	1	1	-	-
Soap Oil	Liquid	1	1	2	-	-	X	-	-	X	-	-	X	-	-	-	1	1	1	-	-	-
Soap Solutions	Liquid	1	1	1	-	1	1	X	X	2	1	1	1	1	1	1	1	1	1	1	1	-
Soap, Liquid	Liquid	1	1	-	-	1	1	2	2	1	2	1	1	-	2	2	1	1	1	-	-	-
Soda Ash (Sodium Carbonate)	Grayish Powder	1	1	-	-	1	1	1	1	1	1	1	1	1	1	1	1	1	1	X	2	1
Soda Water	Liquid	1	-	-	-	-	-	-	-	-	-	-	-	-	1	1	-	-	-	-	-	-
Sodium Acetate	Colorless Crystal	1	1	-	-	2	X	2	2	X	2	X	X	1	1	1	1	1	1	1	1	-

AGRICULTURE
AIR BREATHING
AIR DUCT
AIR AND MULTI-PURPOSE
CHEMICAL
FOOD AND BEVERAGE
ENGINE AND MARINE
MATERIAL HANDLING
MINING
OILFIELD
PETROLEUM
PRESSURE WASH AND WASHDOWN
STEAM
WATER
CLAMPS
COUPLINGS AND FERRULES
HOSE FINDER
CHEMICAL RESISTANCE TABLE

CHEMICAL RESISTANCE TABLE



		Gates Hose / Polymers														Couplings / Adapters							
		Chem Master [®] -XTreme [®] -FEP	Chem Master [™] -Plus XLPE	Chem Master [™] -Plus UHMWPE	Food & Beverage Master																		
		T	K	L	S	P	C	D	D	A	H	V	M	J	Z	G	Iron/Carbon Steel	Stainless Steel 304	Stainless Steel 316	Aluminum	Brass	Polypropylene	
AGRICULTURE	Contact Denver Product Application for recommendations for chemicals not listed. Phone: (303) 744-5070 email: fppasupport@gates.com																						
AIR BREATHING	1 = Preferred - Constant Contact 2 = Acceptable - Intermittent Contact X = Not Recommended - = No Data																						
AIR DUCT																							
AIR AND MULTI-PURPOSE	NOTE: Ratings are for the effect on the polymer only!																						
CHEMICAL	Chemical	Form (at room temperature unless otherwise stated)																					
FOOD AND BEVERAGE	Sodium Aluminate Solution	Colorless to Cloudy Liquid	1	1	-	-	1	1	2	2	1	1	1	1	-	2	2	-	-	-	-	-	-
Sodium Benzoate	White Crystals or Powder	1	-	-	-	-	-	-	-	-	-	-	-	-	-	1	-	-	-	-	-	-	1
Sodium Bicarbonate	White Crystal or Powder	1	1	-	-	1	1	1	1	1	1	1	1	1	1	1	2	1	1	-	2	-	-
Sodium Bichromate Solution	Red to Clear Liquid	1	1	-	-	1	2	2	2	2	1	1	2	-	2	2	-	-	-	-	-	-	-
ENGINE AND MARINE	Sodium Bisulfate (Niter Cake)	Colorless Crystals to White Lumps	1	1	-	-	1	1	1	1	1	1	1	X	1	1	X	1	1	X	X	-	-
Sodium Bisulfite	White Crystals or Powder	1	1	-	-	1	1	1	1	1	1	1	-	1	1	1	1	1	-	-	-	-	-
MATERIAL HANDLING	Sodium Borate (Borax)	White Crystals	1	1	-	-	1	1	1	1	1	1	1	-	1	1	2	1	1	-	2	1	1
Sodium Carbonate (Soda Ash)	Grayish Powder	1	1	-	-	1	1	1	1	1	1	1	1	1	1	1	1	1	1	X	2	1	1
Sodium Chlorate	Colorless Crystals	1	-	-	-	1	1	1	1	2	2	1	1	-	1	1	-	-	-	-	-	-	1
Sodium Chloride	Colorless to White Crystals	1	1	1	1	1	1	1	1	1	1	1	1	1	1	1	2	2	1	X	X	-	-
MINING	Sodium Chlorite Solution	Colorless to Cloudy Liquid	2	-	-	-	X	X	2	2	X	2	X	2	-	X	2	-	-	-	-	-	-
OILFIELD	Sodium Chromate	Yellow, Translucent Crystals	1	-	-	-	-	1	2	2	1	2	1	X	-	2	2	-	-	-	-	-	-
Sodium Cyanide	In Water	1	1	-	-	1	1	1	1	1	1	1	1	2	1	1	2	1	1	X	X	-	-
Sodium Cyanide	White Crystalline Powder	1	1	-	-	1	1	1	1	1	1	1	2	1	1	2	1	1	X	X	-	-	
PETROLEUM	Sodium Dichromate	Red to Red-Orange Crystals	1	-	-	-	1	1	2	2	2	1	1	2	-	-	1	-	-	-	-	-	1
Sodium Ferricyanide	Ruby-Red Crystals	1	-	-	-	-	-	-	-	-	-	-	-	-	-	1	-	-	-	-	-	1	
Sodium Ferrocyanide	Yellow, Transparent Crystals	1	-	-	-	-	-	-	-	-	-	-	-	-	-	1	-	-	-	-	-	1	
PRESSURE WASH AND WASHDOWN	Sodium Fluoride (70%)	White Liquid	1	1	1	-	2	-	2	2	-	2	-	-	-	1	-	-	2	-	-	-	-
Sodium Hydrate	White Solid	1	2	-	-	1	2	2	2	2	2	2	2	-	2	2	-	-	-	-	-	-	-
STEAM	Sodium Hydrochlorite	Pale Greenish Liquid	1	2	-	-	2	X	2	X	X	2	1	1	-	2	2	-	-	-	-	-	-
Sodium Hydrosulfide	Colorless Needles	1	-	-	-	-	-	-	-	-	-	-	-	-	-	1	-	-	-	-	-	-	
Sodium Hydrosulfite	Lemon Colored Powder or Flake	1	-	-	-	-	-	-	-	-	-	-	-	-	-	2	-	-	-	-	-	-	
WATER	Sodium Hydroxide (10%)	Colorless Liquid	1	1	1	1	-	-	-	-	-	1	-	1	-	-	-	-	-	-	-	-	-
Sodium Hydroxide (40%)	Colorless Liquid	1	1	1	1	2	2	1	1	1	2	1	1	1	X	-	2	1	1	X	X	-	-
Sodium Hydroxide (50%) (Under 212°F/100°C)	Colorless Liquid	1	1	2	1	2	-	-	-	-	-	X	-	1	-	-	-	-	-	-	-	-	-
Sodium Hydroxide (50%) (Under 115°F/46°C)	Colorless Liquid	1	1	2	1	2	X	1	1	2	1	X	1	1	X	-	2	2	2	X	X	-	-
CLAMPS	Sodium Hydroxide (50%) (Under 180°F/82°C)	Colorless Liquid	1	1	2	1	2	X	X	X	2	2	X	2	1	X	-	X	2	2	X	X	-
COUPLINGS AND FERRULES	Sodium Hydroxide (60%)	White Liquid	1	2	1	-	2	X	2	2	2	2	X	2	1	X	-	X	2	2	X	X	-
Sodium Hydroxide (25%)	Colorless Liquid	1	1	1	1	2	2	1	1	1	2	1	1	1	-	-	X	X	2	X	X	-	-
HOSE FINDER	Sodium Hypochlorite (20%)	White Liquid	1	2	1	-	1	X	X	X	X	-	X	1	1	2	1	X	X	2	X	X	-
Sodium Hypochlorite (5%)	White Liquid	1	2	1	-	1	X	X	X	-	-	1	1	1	1	1	X	X	2	X	X	-	-
Sodium Hyposulfate	Large, Transparent Crystals	1	-	-	-	-	-	-	-	-	-	-	-	-	-	1	-	-	-	-	-	-	-
CHEMICAL RESISTANCE TABLE	Sodium Metallic	Silver Solid	2	-	-	-	1	2	-	-	-	-	-	-	-	-	-	-	-	-	-	-	-
Sodium Metaphosphate	Colorless Crystals to White Powder	1	1	-	-	2	2	2	2	2	2	2	2	1	1	1	X	1	1	1	X	-	-
Sodium Nitrate	Colorless Crystal	1	1	-	-	2	X	X	X	X	2	-	2	1	1	1	1	2	2	2	2	-	-



CHEMICAL RESISTANCE TABLE

Contact Denver Product Application for recommendations for chemicals not listed.
 Phone: (303) 744-5070
 email: fppasupport@gates.com

- 1 = Preferred - Constant Contact
- 2 = Acceptable - Intermittent Contact
- X = Not Recommended
- = No Data

NOTE: Ratings are for the effect on the polymer only!

Chemical	Form (at room temperature unless otherwise stated)	Gates Hose / Polymers														Couplings / Adapters								
		Chem Master™ Xtreme™ FEP	Chem Master™ Plus XLPE	Chem Master™ Plus UHMWPE	Food & Beverage Master																			
		T	K	L	S	P	C	D	D	A	H	V	M	J	Z	G	Iron/Carbon Steel	Stainless Steel 304	Stainless Steel 316	Aluminum	Brass	Polypropylene		
Sodium Perborate	White, Amorphous Powder	1	1	-	-	2	X	X	X	X	2	-	X	X	2	-	X	1	1	1	X	-	CHEMICAL	
Sodium Peroxide	Yellowish White Powder	1	1	2	-	-	-	-	-	1	1	1	1	X	X	1	X	1	1	1	X	-	FOOD AND BEVERAGE	
Sodium Phosphate	Colorless Crystals to White Powder	1	1	-	-	2	-	2	2	X	2	-	-	X	1	1	-	1	1	X	X	-	ENGINE AND MARINE	
Sodium Silicate	Lumps of Greenish Glass	1	1	-	1	1	1	1	1	1	1	1	1	1	1	1	-	-	-	-	-	1	MATERIAL HANDLING	
Sodium Sulfate	White Crystals or Powder	1	1	-	-	1	1	2	2	1	1	1	1	1	1	1	-	-	-	-	-	1	ENGINE AND MARINE	
Sodium Sulfate Decahydrate (Glauber's Salt)	Crystals or Powder	1	-	-	-	1	-	1	1	-	-	-	-	-	-	-	-	-	-	-	-	-	MATERIAL HANDLING	
Sodium Sulfhydrate	Colorless to Cloudy Liquid	1	2	-	-	1	2	X	2	2	2	2	2	-	2	2	-	-	-	-	-	-	MATERIAL HANDLING	
Sodium Sulfide	Yellow/Brick Red Flakes or Crystals	1	1	-	-	1	1	2	2	1	1	1	1	2	1	1	-	-	-	-	-	1	MINING	
Sodium Sulfide Solution	Colorless to Cloudy Liquid	1	2	-	-	1	2	-	2	2	1	2	2	2	X	-	-	-	-	-	-	1	MINING	
Sodium Sulfite	White Crystals or Powder	1	1	-	-	2	2	2	2	2	2	-	2	-	1	1	1	1	1	-	-	-	OILFIELD	
Sodium Sulfite Solution	Colorless to Cloudy Liquid	1	2	-	-	1	2	-	2	2	1	2	2	-	X	-	1	1	1	-	-	-	OILFIELD	
Sodium Sulphhydrate	Colorless Needles	1	2	-	-	1	2	-	-	2	1	2	2	-	2	2	-	-	-	-	-	-	PETROLEUM	
Sodium Thiocyanate Solution	Colorless to Cloudy Liquid	1	1	-	-	1	1	2	-	1	2	1	2	-	-	-	-	-	-	-	-	-	PETROLEUM	
Sodium Thiosulfate (HPD)	White Powder	1	1	-	-	-	1	1	1	1	1	-	1	1	1	1	X	1	1	2	X	-	PRESSURE WASH AND WASHDOWN	
Sodium Tripolyphosphate (STPP)	White Powder	1	2	-	-	-	-	-	-	-	2	X	-	-	-	-	-	1	1	X	X	-	PRESSURE WASH AND WASHDOWN	
Solnus Oils	Liquid	1	1	-	-	X	1	-	-	-	X	-	-	-	1	1	1	1	1	1	1	-	PRESSURE WASH AND WASHDOWN	
Sour Crude Oil	Liquid	-	-	-	-	-	-	-	-	-	-	-	-	-	-	X	-	-	-	-	-	-	PRESSURE WASH AND WASHDOWN	
Soybean Oil	Pale Yellow Oil	1	1	1	2	X	2	X	X	2	2	1	2	2	1	2	1	1	1	-	-	-	PRESSURE WASH AND WASHDOWN	
Spent Acid	Liquid	1	2	2	X	X	X	X	X	X	X	1	2	X	X	X	-	1	1	-	-	-	PRESSURE WASH AND WASHDOWN	
Stannic Chloride	Colorless, Fuming Liquid	1	1	-	-	-	2	2	2	X	X	1	X	X	X	2	X	-	-	-	X	-	STEAM	
Stannic Sulfide	Yellow to Brown Powder	1	2	-	-	2	-	2	-	2	-	2	-	-	-	-	-	-	-	-	-	-	WATER	
Stannous Chloride (Under 150°F)	White Mass	1	1	-	-	2	1	1	1	1	1	1	1	1	X	1	-	-	-	-	-	1	WATER	
Starch	White Amorphous Powder	1	1	-	1	1	2	1	1	2	-	1	1	-	1	1	-	-	-	-	-	-	CLAMPS	
Starch Gum (Dextrin)	Yellow or White Powder	1	1	-	-	1	1	-	-	1	X	1	-	-	1	1	-	1	1	-	-	1	CLAMPS	
Stauffer Jet 1	Liquid	1	1	-	-	-	-	-	-	-	-	-	-	-	-	-	1	1	1	1	1	-	COUPLINGS AND FERRULES	
Stauffer Jet 2	Liquid	1	1	-	-	-	-	-	-	-	-	-	-	-	-	-	1	1	1	1	1	-	COUPLINGS AND FERRULES	
Steam	Gas	USE STEAM HOSE ONLY																						
Stearic Acid (Octadecanoic Acid)	Colorless Waxy Solid	1	1	1	1	2	2	2	2	2	1	2	2	1	1	X	2	1	X	X	-	-	HOSE FINDER	
Stearin	Colorless crystal or	1	-	-	-	-	-	-	-	-	-	-	-	2	2	-	-	-	-	-	-	-	HOSE FINDER	
Stoddard Solvent	Clear petroleum	1	2	-	2	X	2	X	X	-	X	1	-	1	1	2	2	1	1	-	1	-	HOSE FINDER	
STPP (Sodium Tripolyphosphate)	White Powder	1	2	-	-	2	-	2	2	-	2	X	-	-	-	-	-	2	1	X	X	-	HOSE FINDER	
Straight Synthetic Oils	Liquid	1	-	-	-	-	-	-	-	-	-	-	-	-	1	2	-	-	-	-	-	-	HOSE FINDER	
Styrene (Monomer)	Colorless Oily Liquid	1	2	-	X	X	X	X	X	-	X	2	-	X	2	-	2	X	2	X	2	-	HOSE FINDER	
Sucrose Solutions	Liquid	1	1	-	1	-	1	1	1	1	1	-	1	-	-	-	1	1	1	-	-	-	HOSE FINDER	
Sugar, Liquid, Blended	Liquid	1	1	-	1	1	1	1	1	1	1	1	2	-	-	-	-	-	-	-	-	-	HOSE FINDER	
Sugar, Syrup	Liquid	1	1	-	1	1	1	1	1	1	1	1	2	-	-	-	-	-	-	-	-	-	HOSE FINDER	

CHEMICAL RESISTANCE TABLE



Contact Denver Product Application for recommendations for chemicals not listed.
 Phone: (303) 744-5070
 email: fppasupport@gates.com

1 = Preferred - Constant Contact
 2 = Acceptable - Intermittent Contact
 X = Not Recommended
 - = No Data

NOTE: Ratings are for the effect on the polymer only!

AGRICULTURE			Gates Hose / Polymers														Couplings / Adapters							
			T	K	L	S	P	C	D	D	A	H	V	M	J	Z	G	Iron/Carbon Steel	Stainless Steel 304	Stainless Steel 316	Aluminum	Brass	Polypropylene	
AIR BREATHING	Chemical	Form (at room temperature unless otherwise stated)	Chem Master™-Xtreme™-FEP	Chem Master™-Plus XLPE	Chem Master™-Plus UHMWPE	Food & Beverage Master	EPDM	NBR	SBR	NR	Chloroprene	Butyl	Fluorocarbon	Hypalon	CPE	Nylon	PVC	Iron/Carbon Steel	Stainless Steel 304	Stainless Steel 316	Aluminum	Brass	Polypropylene	
AIR DUCT			FEP	Gator™	UHMWPE	Sanitron™	EPDM	NBR	SBR	NR	Chloroprene	Butyl	Fluorocarbon	Hypalon	CPE	Nylon	PVC	Iron/Carbon Steel	Stainless Steel 304	Stainless Steel 316	Aluminum	Brass	Polypropylene	
CHEMICAL	Sulfamic Acid	In Water	1	1	1	1	2	X	X	X	X	X	2	1	2	-	X	X	-	-	-	-	-	-
	Sulfamic Acid 10% Under 170°F (77°C)	Colorless Liquid	1	X	-	-	-	-	X	X	-	-	2	2	-	-	X	X	-	-	-	-	-	-
FOOD AND BEVERAGE	Sulfate Liquors Under 150°F (66°C)	-	1	-	-	-	-	-	-	-	-	-	-	-	x	1	1	-	-	-	-	-	-	1
	Sulfur (Under 200°F (93°C))	Yellow Crystals	-	-	-	-	-	-	-	-	-	-	-	-	-	-	-	-	-	-	-	-	-	-
	Sulfur Chloride	Yellow Oily Liquid	1	2	-	-	X	X	X	X	X	X	1	2	-	2	2	X	X	2	-	X	-	-
ENGINE AND MARINE	Sulfur Dioxide	Colorless Gas or	-	-	-	1	2	X	X	X	X	2	X	-	-	-	-	-	-	-	-	-	-	-
	Sulfur Dioxide (Dry)	-	1	2	-	-	2	X	X	X	X	1	2	-	X	1	2	1	1	1	1	1	1	-
	Sulfur Dioxide (Liquid)	Colorless Liquid	1	-	1	-	1	X	X	X	2	2	X	2	-	-	X	-	-	-	-	-	-	-
MATERIAL HANDLING	Sulfur Dioxide (Moist)	-	1	2	1	-	1	X	X	X	2	1	2	2	-	-	X	-	-	-	-	-	-	-
	Sulfur Hexafluoride (Gas)	Colorless Gas	1	1	-	-	1	2	2	2	1	1	2	2	-	1	2	-	-	-	-	-	-	-
	Sulfur Trioxide (Dry)	Solid	1	2	-	-	2	X	X	X	X	X	1	X	X	-	1	2	2	2	2	2	-	-
MINING	Sulfuric Acid (10%)	Colorless Water	1	1	1	1	2	1	1	1	1	1	1	1	X	-	-	X	X	2	X	X	X	X
	Sulfuric Acid (100%)	Colorless Water	1	X	X	X	X	X	X	X	X	X	2	X	X	-	-	2	X	2	X	X	X	-
	Sulfuric Acid (30%)	Colorless Water	1	1	1	1	2	2	2	2	1	1	1	1	x	X	-	X	X	2	X	X	-	-
OILFIELD	Sulfuric Acid (50%)	Colorless Water	1	1	1	1	1	X	X	X	2	1	1	1	x	X	-	X	X	2	X	X	-	-
	Sulfuric Acid (60%) (48.5° Baume)	Colorless Liquid	1	1	1	1	1	X	X	X	X	1	1	1	x	X	-	X	X	2	X	X	-	-
	Sulfuric Acid (75%)	Colorless to Brown	1	1	1	1	2	X	X	X	X	2	1	2	x	X	-	X	X	2	X	X	-	-
PETROLEUM	Sulfuric Acid (88%) (64.7° Baume)	Colorless Liquid	1	2	1	2	X	X	X	X	X	1	X	X	X	-	X	X	2	X	X	-	-	
	Sulfuric Acid (93%)	Colorless to Brown	1	X	1	2	X	X	X	X	X	1	X	X	X	-	X	X	2	X	X	-	-	
	Sulfuric Acid (96%)	Colorless Liquid	1	X	1	2	X	X	X	X	X	1	X	X	X	-	X	X	2	X	X	-	-	
PRESSURE WASH AND WASHDOWN	Sulfuric Acid (98%)	Colorless to Brown	1	X	1	2	X	X	X	X	X	1	X	X	X	-	X	X	2	X	X	-	-	
	Sulfuric Acid, Fuming (Oleum)	Colorless to Dark	1	X	X	X	X	X	X	X	X	1	X	X	X	X	-	-	1	-	-	X	-	
	Sulfurous Acid (10%)	Colorless Liquid	1	1	1	1	1	X	X	X	-	2	1	1	x	-	1	-	X	2	1	X	X	
STEAM	Sulfurous Acid (75%)	Colorless Liquid	1	1	1	1	1	X	X	X	X	1	1	x	X	-	X	X	2	X	X	-	-	
	Sun R80 Oils	Liquid	1	1	-	-	X	1	-	-	-	X	1	-	-	1	2	1	1	1	1	1	-	
	Suntac HP Oils	Liquid	1	1	-	-	X	1	-	-	-	X	1	-	-	1	2	1	1	1	1	-	-	
WATER	Suntac WR Oils	Liquid	1	1	-	-	X	1	-	-	-	X	1	-	-	1	2	1	1	1	1	-	-	
	Sunvis Oils 700, 800, 900	Liquid	1	1	-	-	X	X	1	-	-	X	1	-	-	1	2	1	1	1	1	-	-	
	Synthetic Oil (Citgo)	Liquid	1	1	-	-	X	-	-	-	-	X	-	-	-	1	2	1	1	1	1	-	-	
CLAMPS	Syrup	Viscous Liquid	1	1	-	1	-	-	1	1	2	-	1	-	-	-	-	-	1	1	-	-	-	
	TE (Tetraethyl Lead)	Colorless Oily Liquid	1	2	-	-	X	2	X	X	X	X	1	X	-	2	1	-	-	-	-	-	-	
	Tellus Oils	Liquid	1	1	-	-	X	1	-	-	-	X	1	-	-	1	2	1	1	1	1	1	-	
COUPLINGS AND FERRULES	Tenol Oils	Liquid	1	1	-	-	X	1	-	-	-	X	1	-	-	1	2	1	1	1	1	-	-	
	Tergitol (Ethoxylates and Ethoxysulfates of Alcohol)	-	1	2	-	-	-	-	-	-	-	-	-	-	-	-	-	2	1	1	-	2	-	
	Terpineol	Colorless Liquid or Crystal	1	1	-	-	-	-	X	X	-	X	-	2	1	2	2	-	-	-	-	-	-	
HOSE FINDER	Tertiary Butyl Alcohol	Colorless Liquid or Crystal	1	2	-	-	-	2	-	-	-	-	1	-	-	-	-	-	-	-	-	-	-	
	Tetrachlorobenzene	White Crystal	1	-	-	-	-	-	-	-	-	-	2	-	-	-	-	-	-	-	-	-	-	
	Tetrachloroethane (Acetylene Tetrachloride)	Colorless Liquid	1	X	X	X	X	-	X	X	-	X	1	X	X	1	X	-	-	-	-	-	-	
CHEMICAL RESISTANCE TABLE	Tetrachloroethylene	Colorless Liquid	1	-	-	-	-	-	-	-	-	-	1	-	X	-	-	-	-	-	-	-	-	
	Tetrachloromethane	Colorless Liquid	1	-	-	-	-	-	-	-	-	-	1	-	-	-	-	-	-	-	-	-	-	
	Tetrachloronaphthalene	Oily Liquid to Crystalline Solid	1	-	-	-	-	-	-	-	-	-	2	-	X	-	-	-	-	-	-	-	-	
CHEMICAL RESISTANCE TABLE	Tetradecanol	White Solid	1	-	-	-	-	-	-	-	-	-	-	-	-	-	-	-	-	-	-	-	-	
	Tetraethyl Lead (TEL)	Colorless Oily Liquid	1	2	-	-	X	2	X	X	X	X	1	X	-	2	1	-	-	-	-	-	-	
	Tetraethylene Glycol	Colorless Liquid	1	2	-	-	-	2	-	2	-	1	2	2	-	-	-	-	-	-	-	-	-	
	Tetrahydrofuran (THF)	Colorless Liquid	1	X	-	-	2	X	X	X	X	2	1	X	X	1	X	2	-	-	-	-	-	X
	Tetrahydrodicyclopentadiene (JP ID) ²	-	-	-	X	X	X	X	X	X	X	1	X	-	1	X	-	-	-	-	-	-	-	



CHEMICAL RESISTANCE TABLE

Contact Denver Product Application for recommendations for chemicals not listed.
 Phone: (303) 744-5070
 email: fppasupport@gates.com

- 1 = Preferred - Constant Contact
- 2 = Acceptable - Intermittent Contact
- X = Not Recommended
- = No Data

NOTE: Ratings are for the effect on the polymer only!

Chemical	Form (at room temperature unless otherwise stated)	Gates Hose / Polymers													Couplings / Adapters							
		Chem Master™-Xtreme™-FEP	Chem Master™-Plus XLPE	Chem Master™-Plus UHMWPE	Food & Beverage Master																	
		T	K	L	S	P	C	D	D	A	H	V	M	J	Z	G	Iron/Carbon Steel	Stainless Steel 304	Stainless Steel 316	Aluminum	Brass	Polypropylene
² Aircraft fueling hose only for fueling operations.																						
Tetralin	Colorless Liquid	1	-	-	X	X	X	X	X	X	X	1	X	-	2	-	-	-	-	-	-	X
Theobromo Oil (Cocoa Butter)	Liquid above 95°F (35°C)	1	1	2	2	-	2	X	X	2	-	-	-	-	-	-	1	1	1	-	-	-
THF (Tetrahydrofuran)	Colorless Liquid	1	X	-	-	2	X	X	X	X	2	1	X	X	1	X	2	-	-	-	-	X
Thiopen	-	1	-	-	-	X	X	X	X	X	2	2	-	-	-	-	-	-	-	-	-	-
Tin Tetrachloride	Colorless Liquid	1	-	-	-	2	X	-	2	X	-	2	-	-	-	-	-	-	-	-	-	-
Titanium Tetrachloride	Colorless Liquid	1	-	-	-	X	X	-	-	X	X	2	-	-	-	-	1	2	2	X	X	-
Toluene (Toluol) (Methyl Benzene)	Colorless Liquid	1	2	2	X	X	X	X	X	X	X	1	X	X	1	X	1	1	1	1	1	-
Toluene Diisocyanate (Hylene)	Yellow Liquid	1	-	-	-	2	X	X	X	X	2	X	X	-	-	-	-	-	-	-	-	-
Toluene Diisocyanate (Isocyanate)	Water White to Yellow Liquid	1	2	1	X	X	X	X	X	X	X	1	-	-	1	-	1	1	1	-	-	-
Toluidine	Yellow Liquid or White Crystal	1	-	-	-	-	X	-	X	-	X	2	X	-	-	-	-	-	-	-	-	-
Toluol (Toluene)	Colorless Liquid	1	2	2	X	X	X	X	X	X	X	1	X	X	1	X	1	1	1	1	1	-
Transformer Oil (Askarel Types) ¹	Liquid	1	2	2	X	X	X	X	X	X	X	1	X	2	1	X	1	1	1	-	1	2
Transformer Oil (Petroleum Type) ¹	Liquid	1	1	-	-	X	1	X	X	2	X	1	X	2	1	2	1	1	1	1	1	-
¹ Petroleum hose only.																						
Transmission Fluid (Type A)	Liquid	1	1	-	-	X	1	X	X	2	X	1	-	1	2	-	1	1	1	-	1	-
Tributoxyethyl Phosphate	Yellow Liquid	1	1	X	-	2	X	X	X	-	2	-	X	X	2	-	1	-	-	X	-	-
Tributyl Phosphate	Colorless Liquid	1	1	X	-	X	X	X	X	X	X	1	X	X	-	-	1	-	-	X	-	-
Tricalcium Aluminate (Calcium)	Crystals or Powder	1	-	-	-	-	-	-	1	-	-	-	-	-	-	-	-	-	-	-	-	-
Trichlorobenzene	White Crystal or Colorless Liquid	1	2	-	-	-	X	X	X	X	X	2	X	-	-	-	-	-	-	-	-	-
Trichloroethane 1,1,1 (Methyl Chloroform)	Colorless Liquid	1	X	-	X	X	X	X	X	X	X	1	X	X	X	X	-	-	-	-	-	-
Trichloroethylene	Colorless Liquid	1	1	X	X	X	X	X	X	X	X	1	X	2	2	-	X	-	1	X	1	-
Trichloropropane	Colorless Liquid	1	-	-	-	-	2	-	X	2	X	1	X	-	-	-	-	-	-	-	-	-
Tricresyl Phosphate	Colorless Liquid	1	-	X	-	1	X	X	X	X	2	1	X	1	1	-	1	-	2	X	-	-
Triethanolamine (TEA)	Colorless Viscous Liquid	1	1	-	-	1	2	2	2	2	2	X	2	1	-	2	-	1	1	-	1	-
Triethylamine	Colorless Liquid	1	-	-	-	2	2	X	X	-	X	2	-	-	-	-	-	-	-	-	-	-
Triethylene Glycol	Colorless Liquid	1	-	-	-	-	2	-	2	-	2	2	2	-	-	-	-	-	-	-	-	-
Trihydroxybenzoic Acid (Gallic Acid)	In Alcohol or Glycerol	1	1	1	1	1	X	2	2	X	2	1	-	1	X	X	X	1	1	-	-	1
Trimethyl Phosphite	Colorless Liquid	-	-	X	-	-	-	-	-	-	-	-	-	-	-	-	-	-	-	-	-	-
Trimethylbenzene (Mesitylene)	Liquid	1	-	-	X	X	X	X	X	X	X	1	-	-	1	X	-	-	-	-	-	-
Trinitrophenol (Picric Acid)	Yellow Crystals	1	2	2	2	2	2	2	2	2	2	1	2	-	X	1	X	1	1	X	X	1
Trioctyl Phosphate	Liquid	-	-	X	-	-	-	-	-	-	-	-	-	-	-	-	-	-	-	-	-	-
Triphenyl Phosphate	Colorless Powder	-	-	X	-	-	-	-	-	-	-	-	-	-	-	-	-	-	-	-	-	-
Tripolyphosphate (STPP), (Sodium)	White Powder	1	2	-	-	2	-	2	2	-	2	X	-	-	-	-	-	2	1	X	X	-
Trisodium Phosphate (TSP)	Colorless Crystal	1	-	-	-	1	2	2	X	2	2	1	X	-	-	-	-	-	-	-	-	-
Tung Oil	Yellow Drying Oil	1	2	-	X	X	2	X	X	X	X	1	2	X	-	2	1	1	1	1	1	-
Turpentine	Liquid Oil	1	X	1	X	X	2	X	X	X	X	1	X	X	1	1	-	1	1	1	2	-
U																						
Ucon Hydrolube Types 150CP, 200CP	Liquid	1	1	-	-	1	1	-	-	-	1	-	-	-	1	2	1	1	1	1	1	-
Ucon Hydrolube Types 275CP, 300CP, 550CP	Liquid	1	-	-	-	-	1	X	X	-	X	1	-	-	2	2	-	-	-	-	-	-
Ucon MI	Liquid	1	1	-	-	1	1	-	-	-	1	-	-	-	1	2	1	1	1	1	1	-
Undecanol (Undecyl Alcohol)	Colorless Liquid	1	-	-	-	-	1	-	2	-	-	2	2	-	-	-	-	-	-	-	-	-
Undecyl Alcohol (Undecanol)	Colorless Liquid	1	-	-	-	-	1	-	2	-	-	2	2	-	-	-	-	-	-	-	-	-
Union Hydraulic Tractor Fluid	Brown Liquid	1	1	-	-	X	1	-	-	-	X	-	-	-	1	2	1	1	1	1	1	-
Urea Solution (100%)	Liquid	1	1	1	1	1	2	1	1	1	2	-	1	1	1	2	1	1	1	-	-	-
V																						

AGRICULTURE
AIR BREATHING
AIR DUCT
AIR AND MULTI-PURPOSE
CHEMICAL
FOOD AND BEVERAGE
ENGINE AND MARINE
MATERIAL HANDLING
MINING
OILFIELD
PETROLEUM
PRESSURE WASH AND WASHDOWN
STEAM
WATER
CLAMPS
COUPLINGS AND FERRULES
HOSE FINDER
CHEMICAL RESISTANCE TABLE

CHEMICAL RESISTANCE TABLE



Contact Denver Product Application for recommendations for chemicals not listed.
 Phone: (303) 744-5070
 email: fppasupport@gates.com

1 = Preferred - Constant Contact
 2 = Acceptable - Intermittent Contact
 X = Not Recommended
 - = No Data

NOTE: Ratings are for the effect on the polymer only!

AGRICULTURE			Gates Hose / Polymers														Couplings / Adapters						
			T	K	L	S	P	C	D	D	A	H	V	M	J	Z	G	Iron/Carbon Steel	Stainless Steel 304	Stainless Steel 316	Aluminum	Brass	Polypropylene
AIR BREATHING	Chemical	Form (at room temperature unless otherwise stated)	Chem Master™-XTreme™-FEP	Chem Master™-Plus XLPE	Chem Master™-Plus UHMWPE	Food & Beverage Master																	
AIR DUCT			FEP	Gator™	UHMWPE	Sanitron™	EPDM	NBR	SBR	NR	Chloroprene	Butyl	Fluorocarbon	Hypalon	CPE	Nylon	PVC	Iron/Carbon Steel	Stainless Steel 304	Stainless Steel 316	Aluminum	Brass	Polypropylene
CHEMICAL	Varnish	-	1	2	-	X	X	X	X	X	2	X	X	1	-	2	1	1	1	-	2	-	
	Vegetable Oils	Liquids	1	2	1	2	2	-	X	X	2	X	-	1	X	1	2	1	1	1	1	-	
	Versilube F-50, F-44	Liquid	1	-	-	-	2	2	2	2	2	1	2	-	1	2	1	1	1	1	1	-	
FOOD AND BEVERAGE	Vinegar	Brownish to Colorless Liquid	1	1	-	1	-	2	2	2	2	2	1	X	X	-	1	X	2	1	X	X	
	Vinyl Acetate	Colorless Liquid	1	1	X	2	X	X	X	X	2	X	X	X	-	-	-	1	2	1	2	-	
	Vinyl Chloride (Monomer)	-	1	2	-	-	X	X	X	X	2	X	X	-	X	2	1	1	1	1	X	-	
ENGINE AND MARINE	Vinyl Fluoride	Colorless Gas	1	1	-	-	-	-	-	-	1	-	-	-	-	-	-	-	-	-	-	-	
	Vinyl Trichloride (Trichloroethane)	Colorless Liquid	1	-	-	X	X	X	X	X	1	X	X	X	X	-	-	-	-	-	-	-	
	Vital Oxide Disinfectant (70°F)	Liquid	-	-	-	-	1	-	-	-	-	-	1	-	-	-	-	-	-	-	-	-	
	Vitrea Oils	Liquid	1	1	-	-	X	1	-	-	X	-	-	1	2	1	1	1	1	-	-	-	
MATERIAL HANDLING	VMGP Naptha (Mineral Spirits)	Colorless Liquid	1	1	-	X	X	1	X	X	-	X	1	X	-	1	-	1	1	1	2	1	
	W																						
	Waste Paint	Liquid to Semi-Solid Paste	1	-	-	-	-	-	-	-	-	-	-	-	-	-	-	-	-	-	-	-	
MINING	Water	Liquid	1	1	1	1	1	1	1	1	1	-	1	1	1	1	2	1	1	1	1	-	
	Water (Brine)	Liquid	1	1	-	1	1	2	1	1	2	1	1	-	1	1	-	-	-	-	-	1	
	Water (Deionized)	Liquid	1	-	1	1	-	-	-	-	-	1	-	-	-	-	-	-	-	-	-	-	
	Water (Distilled)	Liquid	1	1	1	1	1	1	1	1	2	1	-	1	-	1	1	-	-	-	-	1	
OILFIELD	Water (Potable)	Liquid	USE FDA HOSE ONLY														-	-	-	-	-	-	1
	Water Glycols	Liquid	1	1	1	1	-	-	-	-	-	-	-	-	1	1	-	-	-	-	-	-	
	Water in Oil Emulsions	Liquid	1	1	1	2	-	-	-	-	-	-	-	1	1	-	-	-	-	-	-	-	
PETROLEUM	White & Bagley No. 2190 Cutting Oil	Liquid	1	-	-	-	-	-	-	-	-	-	-	-	-	-	-	-	-	-	-	-	
	Wines	Liquid	1	2	-	1	X	X	X	X	X	1	X	1	1	-	2	2	2	1	-	-	
	Wood Oil	Liquid	1	1	-	-	X	1	X	X	2	X	1	2	1	1	1	-	-	-	-	-	
	X																						
PRESSURE WASH AND WASHDOWN	Xylene (Dimethylbenzene)	Colorless Liquid	1	2	2	X	X	X	X	X	X	1	X	X	1	X	-	-	-	-	-	-	
	Xylenol (Dimethylphenol)	White Solid, Liquid @ 68°F (20°C)	1	1	-	-	-	-	-	-	-	1	-	X	-	-	-	-	-	-	-	-	
	Z																						
STEAM	Zeric	-	1	1	-	-	X	1	-	-	-	X	-	-	-	2	2	-	-	-	-		
	Zinc Acetate	White Crystal	1	1	-	-	2	X	2	2	X	2	X	X	X	1	1	1	1	1	1	-	
	Zinc Chloride Solutions	Colorless to Cloudy Liquid	1	1	-	1	-	1	2	2	1	2	1	1	X	1	2	X	2	1	X	X	
WATER	Zinc Chromate	Yellow Solid	1	1	-	-	-	-	-	-	-	-	1	X	-	-	-	1	1	-	-	-	
	Zinc Hydrate	-	1	-	-	-	-	-	-	-	-	-	-	X	-	1	-	-	-	-	-		
	Zinc Oxide	White or Gray Powder	1	-	-	-	-	-	-	-	-	-	-	X	-	1	-	-	-	-	-	-	
CLAMPS	Zinc Sulfate Solutions	Colorless to Cloudy Liquid	1	1	-	-	2	2	X	X	2	2	-	2	X	2	2	X	2	1	X	X	

COUPLINGS AND FERRULES

HOSE FINDER

CHEMICAL RESISTANCE TABLE

Any and all portions of this catalog shall be exclusively governed by and subject to Gates'

Standard Terms and Conditions of Sale, which can be found here [Sales Terms and Conditions](#)

[\(gates.com\)](#), as may be updated by Gates in its sole discretion from time to time. Your use of this

catalog signifies that you agree to be bound by these Terms and Conditions.

[Limited Warranty \(gates.com\)](#)

Limited Warranty

Goods are warranted to be free from defects in material or workmanship for the life of the Goods (or the published recommended replacement interval specified by Gates). Gates will replace or repair, at its option, any Goods proved defective in material or workmanship during the warranty period. This is the sole remedy for breach of warranty. Color fade and color difference is not warranted. This warranty is void if the defect is caused by improper installation, use or maintenance of the Goods, or used for racing or competition. Goods are not warranted to comply with laws that may apply to uses of the Goods not stated in related materials, e.g., use in manned or unmanned aviation or life support applications. ALL OTHER WARRANTIES, EXPRESS OR IMPLIED, INCLUDING, BUT NOT LIMITED TO WARRANTIES OF MERCHANTABILITY AND FITNESS FOR A PARTICULAR PURPOSE, ARE EXPRESSLY DISCLAIMED. FAILURE TO REPLACE TIMING BELTS OR OTHER GATES PRODUCTS AS SPECIFIED MAY RESULT IN CATASTROPHIC ENGINE OR EQUIPMENT DAMAGE, FOR WHICH GATES DISCLAIMS ALL RESPONSIBILITY, TO THE EXTENT PERMITTED BY APPLICABLE LAW.

Some states do not allow the exclusion or limitation of incidental or consequential damages, and some states do not allow limitations on how long an implied warranty lasts, so the above limitation and exclusion may not apply to you. This warranty gives you specific legal rights, and you may also have other rights which vary from state to state.



DRIVEN BY POSSIBILITY™



ویرا پرداز آروین پاسارگاد

با مدیریت خانم مهندس احمدی



جهت مشاوره

با کارشناسان فنی

با ما در ارتباط باشید



021 - 91001377



0935 125 90 98